


Ruhe[®]



Please Scan QR Code to
Join Our  Telegram Channel



INDIA'S BIGGEST
DIGITAL BRAND
IN KITCHEN AND
BATHROOM FITTINGS

MADE IN INDIA



CATALOGUE
JANUARY 2024

ABOUT US

ABOUT RUHE

Ruhe was established by a young first-generation entrepreneur in 2020 with the sole aim of making a mark in the realm of the Kitchen & Bathroom Fittings Industry. The brand before its inception operated as an OEM but within a short period realized its competence and immense potential and moved ahead with its establishment as an Individual Company, which today takes pride in indigenously manufacturing and selling millions of products across the length and breadth of the Country.

The brand illuminates its core values of extraordinary quality and services through its 100% Made in India products with authentic, standardized and genuine Raw Materials, full warranties on all its products for up to 10 years, and reliant and efficient consumer care and support.

Ruhe has over 2000 Stock Keeping Units (SKUs) and offers a wide array of made-in-India Bathroom and Kitchen Fittings and Fixtures – Kitchen Sinks, Handmade Sinks, Shower Drain Channels, Floor Drains, PTMT Faucets, Showers, Health Faucets, Unbreakable Bathroom Accessories and all Allied Items for installation purposes. With its water-saving faucets and showers, which consume substantially less water than their conventional equivalents, it takes the lead in dealing with water conservation and promotes sustainability by using recyclable raw materials for in-house manufacturing and packaging.

Ruhe has grown considerably in the market as a result of its solid work ethic, creative intellect, and support from its ever-growing consumer base and continues to march ahead with the vision to make its most practical, convenient and elegant products directly accessible to every Indian household.

RUHE GROUP OF COMPANIES

Backed by an experience of over 3 decades, Ruhe Solutions Pvt. Ltd. is admired for its premium Kitchen & Bathroom Fittings. The Group of Companies is acclaimed for excellence in responsible manufacturing with a perfect amalgamation of fine craftsmanship, technological innovation and long-lasting performance. Its wide range of products caters to the needs of the architectural and interior design markets.

Over
2000+
Stock Keeping Units



Delivery in
1000+
cities in INDIA



[YOUR
**ONE
STOP
SHOP**]

Only Indian Brand
to offer all major
bathroom fitting
options under
one roof

OUR FOUNDER'S JOURNEY




Become India's Biggest Kitchen and Bath Fittings Company

CONTENTS

Floor Drain - Round	08-12
Floor Drain - Square	13-20
Square Premium	21-23
Square Prime	24-26
Cockroach Trap - Round	27-28
Cockroach Trap - Square	29-31
Cockroach Trap - Square Prime	32-44
Shower Drain Channel (Wave)	46-49
Shower Drain Channel (Palo)	50-57
Shower Drain Channel (Vertical)	58-62
Shower Drain Channel (Marble Insert)	63-70
Shower Drain Channel (Tile Insert)	71-78
Shower Drain Channel (Marble/Tile Insert Square)	79-82
P.T.M.T.	83-89
Unbreakable Bath Accessories	90
Flushing Cistern / Toilet Seat Cover	91-94
Allied Items	95-97
Waste Coupling	98
Jet Spray / Soap Dish / Shelf Tray (S.S.)	99
Hand Shower	100-102
Overhead Shower	103-105
Shower Arm	106-107
Health Faucet	108
Connection Pipe / Angle Valve / Flange	109
Bath Accessories	110-117
Foldable Towel Rack	118

JOURNEY OF A FLOOR DRAIN



01

RAW MATERIALS

Only AISI 304 & Premium Grade Stainless Steel is procured, tested and used for manufacturing.



02

PROCESSING

Once inside the factory premises the steel is stacked and treated for final cutting



03

CUTTING

Cutting of the Steel is Done with Specially Commissioned Presses for the Final Production



04

PRESSING

Stainless Steel Sheets Pressed and Cut with State-of-Art Machinery and moulded into various shapes.



05

BEADING

A Crucial Process that ensures each product has rounded corners for safety concerns



06

LANCER/GRINDING

Process through which blemishes, spots and other imperfections are removed from the surface of the product.



07

BUFFING

A process that ensures smoothing of the surface of each product using an abrasive and work wheel



08

POLISHING

Final finishing of a product's surface using an abrasive and work wheel



09

CHECKING

Products are thoroughly checked for any flaws, imperfections, and any discrepancy in performance



10

PACKAGING

Products are manually packaged in recyclable and reusable cloth bags in corrugated boxes along with warranty



11

SHIPPING

Ruhe is committed to meeting supply chain deadlines and dispatches deliveries faster, safely

UPTO
10
YEARS
WARRANTY



PREMIUM GRADE
STAINLESS STEEL



CORROSION AND
RUST RESISTANT



EASY TO CLEAN




PREVENT PESTS



SUPERIOR DRAINAGE



ANTI-CLOGGING
& ANTI-ODOUR



MADE IN INDIA

FLOOR DRAIN - ROUND

Polka



Item Code	Size in mm	Size in Inches	Item Weight	M.R.P. in ₹ / Pc.
16-0610-21	104mm	4"	45 gms.	92/-
16-0610-22	114mm	4½"	55 gms.	103/-
16-0610-23	127mm	5"	65 gms.	130/-
16-0610-24 (with Hole)	104mm	4"	40 gms.	92/-
16-0610-25 (with Hole)	114mm	4½"	50 gms.	103/-
16-0610-26 (with Hole)	127mm	5"	60 gms.	130/-

Solid Polka



Item Code	Size in mm	Size in Inches	Item Weight	M.R.P. in ₹ / Pc.
16-0610-01	80mm	3"	30 gms.	78/-
16-0610-02	114mm	4½"	65 gms.	135/-
16-0610-03	127mm	5"	85 gms.	158/-
16-0610-04 (with Hole)	114mm	4½"	60 gms.	135/-
16-0610-05 (with Hole)	127mm	5"	80 gms.	158/-

Prime Round Jali



Item Code	Size in mm	Size in Inches	Item Weight	M.R.P. in ₹ / Pc.
16-0610-27	114mm	4½"	90 gms.	103/-
16-0610-28	127mm	5"	105 gms.	130/-

Plain Polka



Item Code	Size in mm	Size in Inches	Item Weight	M.R.P. in ₹ / Pc.
16-0610-29	80mm	3"	33 gms.	83/-
16-0610-30	104mm	4"	60 gms.	109/-
16-0610-31 (with Hole)	80mm	3"	30 gms.	83/-
16-0610-32 (with Hole)	104mm	4"	54 gms.	109/-

Classic Round Jali



Item Code	Size in mm	Size in Inches	Item Weight	M.R.P. in ₹ / Pc.
16-0610-06	80mm	3"	30 gms.	83/-
16-0610-07	104mm	4"	50 gms.	125/-
16-0610-08	127mm	5"	90 gms.	189/-
16-0610-09 (with Hole)	104mm	4"	45 gms.	125/-
16-0610-10 (with Hole)	127mm	5"	85 gms.	189/-

FLOOR DRAIN - ROUND



Multi Ring Flat Cut



Item Code	Size in mm	Size in Inches	Item Weight	M.R.P. in ₹ / Pc.
16-0610-11	140mm	5"	130 gms.	246/-
16-0610-12 (with Hole)	140mm	5"	125 gms.	246/-

Round Neon



Item Code	Size in mm	Size in Inches	Item Weight	M.R.P. in ₹ / Pc.
16-0610-13	127mm	5"	105 gms.	206/-
16-0610-14 (with Hole)	127mm	5"	104 gms.	206/-

Vertical Round Jali



Item Code	Size in mm	Size in Inches	Item Weight	M.R.P. in ₹ / Pc.
16-0610-15	127mm	5"	105 gms.	212/-

Flat Classic Round Jali with Frame



Item Code	Size in mm	Size in Inches	Item Weight	M.R.P. in ₹ / Pc.
16-0610-16	127mm	5"	110 gms.	215/-
16-0610-17 (with Hole)	127mm	5"	100 gms.	215/-

Round Clean Out



Item Code	Size in mm	Size in Inches	Item Weight	M.R.P. in ₹ / Pc.
16-0610-18	127mm	5"	140 gms.	263/-

FLOOR DRAIN - ROUND

Plain Round Jali & Lock



Item Code	Size in mm	Size in Inches	Item Weight	M.R.P. in ₹ / Pc.
16-0610-19	127mm	5"	116 gms.	212/-
16-0610-20 (with Hole)	127mm	5"	113 gms.	212/-

Round Neon with Hinge



Item Code	Size in mm	Size in Inches	Item Weight	M.R.P. in ₹ / Pc.
16-0610-33	127mm	5"	130 gms.	232/-
16-0610-34 (with Hole)	127mm	5"	125 gms.	232/-

Vertical Round Jali with Hinge



Item Code	Size in mm	Size in Inches	Item Weight	M.R.P. in ₹ / Pc.
16-0610-35	127mm	5"	130 gms.	238/-

Flat Classic Round Jali with Hinge



Item Code	Size in mm	Size in Inches	Item Weight	M.R.P. in ₹ / Pc.
16-0610-36	127mm	5"	130 gms.	243/-
16-0610-37 (with Hole)	127mm	5"	125 gms.	243/-

Plain Round Jali with Hinge



Item Code	Size in mm	Size in Inches	Item Weight	M.R.P. in ₹ / Pc.
16-0610-40	127mm	5"	135 gms.	238/-
16-0610-41 (with Hole)	127mm	5"	130 gms.	238/-

FLOOR DRAIN - ROUND



Saturn Round



Item Code	Size in mm	Size in Inches	Item Weight	M.R.P. in ₹ / Pc.
16-0610-42	127mm	5"	180 gms.	312/-

Saturn Round with Classic Jali



Item Code	Size in mm	Size in Inches	Item Weight	M.R.P. in ₹ / Pc.
16-0610-43	127mm	5"	185 gms.	312/-

Gemini Round



Item Code	Size in mm	Size in Inches	Item Weight	M.R.P. in ₹ / Pc.
16-0610-38	127mm	5"	155 gms.	575/-
16-0610-39 (with Hole)	127mm	5"	150 gms.	575/-

UPTO
10
YEARS
WARRANTY

Ruhe

AISI 304 (18/8)


**SQUARE FLAT CUT
FLOOR DRAINS WITH
SLEEK EDGES FOR
EASY INSTALLATION**


MADE IN INDIA

FLOOR DRAIN - SQUARE



Check Square Flat Cut



Item Code	Size in mm	Size in Inches	Item Weight	M.R.P. in ₹ / Pc.
16-0509-19	127 x 127mm	5" x 5"	146 gms.	255/-
16-0509-20	150 x 150mm	6" x 6"	197 gms.	303/-
16-0509-21 (with Hole)	127 x 127mm	5" x 5"	140 gms.	255/-
16-0509-22 (with Hole)	150 x 150mm	6" x 6"	190 gms.	303/-

One Square



Item Code	Size in mm	Size in Inches	Item Weight	M.R.P. in ₹ / Pc.
16-0509-89	104 x 104mm	4" x 4"	85 gms.	120/-
16-0509-29	127 x 127mm	5" x 5"	100 gms.	172/-
16-0509-30	150 x 150mm	6" x 6"	150 gms.	235/-
16-0509-90 (with Hole)	104 x 104mm	4" x 4"	80 gms.	120/-
16-0509-31 (with Hole)	127 x 127mm	5" x 5"	95 gms.	172/-
16-0509-32 (with Hole)	150 x 150mm	6" x 6"	145 gms.	235/-

One Square Flat Cut



Item Code	Size in mm	Size in Inches	Item Weight	M.R.P. in ₹ / Pc.
16-0509-01	127 x 127mm	5" x 5"	100 gms.	213/-
16-0509-02	150 x 150mm	6" x 6"	145 gms.	265/-
16-0509-03 (with Hole)	127 x 127mm	5" x 5"	95 gms.	213/-
16-0509-04 (with Hole)	150 x 150mm	6" x 6"	135 gms.	265/-

Plain Neon with Lock



Item Code	Size in mm	Size in Inches	Item Weight	M.R.P. in ₹ / Pc.
16-0509-33	127 x 127mm	5" x 5"	145 gms.	235/-
16-0509-34	150 x 150mm	6" x 6"	185 gms.	278/-
16-0509-35 (with Hole)	127 x 127mm	5" x 5"	142 gms.	235/-
16-0509-36 (with Hole)	150 x 150mm	6" x 6"	183 gms.	278/-

FLOOR DRAIN - SQUARE

Plain Neon Flat Cut with Lock



Item Code	Size in mm	Size in Inches	Item Weight	M.R.P. in ₹ / Pc.
16-0509-05	127 x 127mm	5" x 5"	140 gms.	255/-
16-0509-06	150 x 150mm	6" x 6"	165 gms.	309/-
16-0509-07 (with Hole)	127 x 127mm	5" x 5"	135 gms.	255/-
16-0509-08 (with Hole)	150 x 150mm	6" x 6"	160 gms.	309/-

Classic Neon



Item Code	Size in mm	Size in Inches	Item Weight	M.R.P. in ₹ / Pc.
16-0509-39	127 x 127mm	5" x 5"	150 gms.	240/-
16-0509-40	150 x 150mm	6" x 6"	210 gms.	286/-
16-0509-41 (with Hole)	127 x 127mm	5" x 5"	145 gms.	240/-
16-0509-42 (with Hole)	150 x 150mm	6" x 6"	205 gms.	286/-

Classic Neon Flat Cut



Item Code	Size in mm	Size in Inches	Item Weight	M.R.P. in ₹ / Pc.
16-0509-15	127 x 127mm	5" x 5"	142 gms.	265/-
16-0509-16	150 x 150mm	6" x 6"	200 gms.	318/-
16-0509-17 (with Hole)	127 x 127mm	5" x 5"	130 gms.	265/-
16-0509-18 (with Hole)	150 x 150mm	6" x 6"	190 gms.	318/-

Square Clean Out



Item Code	Size in mm	Size in Inches	Item Weight	M.R.P. in ₹ / Pc.
16-0509-37	127 x 127mm	5" x 5"	165 gms.	283/-
16-0509-38	150 x 150mm	6" x 6"	215 gms.	335/-

FLOOR DRAIN - SQUARE



Vertical Neon



Item Code	Size in mm	Size in Inches	Item Weight	M.R.P. in ₹ / Pc.
16-0509-47	127 x 127mm	5" x 5"	140 gms.	235/-
16-0509-48	150 x 150mm	6" x 6"	190 gms.	278/-

Vertical Neon Flat Cut



Item Code	Size in mm	Size in Inches	Item Weight	M.R.P. in ₹ / Pc.
16-0509-27	127 x 127mm	5" x 5"	137 gms.	255/-
16-0509-28	150 x 150mm	6" x 6"	185 gms.	303/-

Square Neon



Item Code	Size in mm	Size in Inches	Item Weight	M.R.P. in ₹ / Pc.
16-0509-43	127 x 127mm	5" x 5"	140 gms.	235/-
16-0509-44	150 x 150mm	6" x 6"	190 gms.	278/-
16-0509-45 (with Hole)	127 x 127mm	5" x 5"	135 gms.	235/-
16-0509-46 (with Hole)	150 x 150mm	6" x 6"	185 gms.	278/-

Square Neon Flat Cut



Item Code	Size in mm	Size in Inches	Item Weight	M.R.P. in ₹ / Pc.
16-0509-23	127 x 127mm	5" x 5"	136 gms.	255/-
16-0509-24	150 x 150mm	6" x 6"	184 gms.	303/-
16-0509-25 (with Hole)	127 x 127mm	5" x 5"	130 gms.	255/-
16-0509-26 (with Hole)	150 x 150mm	6" x 6"	180 gms.	303/-

FLOOR DRAIN - SQUARE

Classic Neon with Hinge



Item Code	Size in mm	Size in Inches	Item Weight	M.R.P. in ₹ / Pc.
16-0509-65	127 x 127mm	5" x 5"	175 gms.	265/-
16-0509-66	150 x 150mm	6" x 6"	235 gms.	312/-
16-0509-67 (with Hole)	127 x 127mm	5" x 5"	165 gms.	265/-
16-0509-68 (with Hole)	150 x 150mm	6" x 6"	230 gms.	312/-

Classic Neon Flat Cut with Hinge



Item Code	Size in mm	Size in Inches	Item Weight	M.R.P. in ₹ / Pc.
16-0509-69	127 x 127mm	5" x 5"	165 gms.	286/-
16-0509-70	150 x 150mm	6" x 6"	225 gms.	343/-
16-0509-71 (with Hole)	127 x 127mm	5" x 5"	155 gms.	286/-
16-0509-72 (with Hole)	150 x 150mm	6" x 6"	215 gms.	343/-

Plain Neon with Hinge



Item Code	Size in mm	Size in Inches	Item Weight	M.R.P. in ₹ / Pc.
16-0509-57	127 x 127mm	5" x 5"	165 gms.	255/-
16-0509-58	150 x 150mm	6" x 6"	210 gms.	303/-
16-0509-59 (with Hole)	127 x 127mm	5" x 5"	155 gms.	255/-
16-0509-60 (with Hole)	150 x 150mm	6" x 6"	205 gms.	303/-

Plain Neon Flat Cut with Hinge



Item Code	Size in mm	Size in Inches	Item Weight	M.R.P. in ₹ / Pc.
16-0509-61	127 x 127mm	5" x 5"	160 gms.	278/-
16-0509-62	150 x 150mm	6" x 6"	205 gms.	335/-
16-0509-63 (with Hole)	127 x 127mm	5" x 5"	150 gms.	278/-
16-0509-64 (with Hole)	150 x 150mm	6" x 6"	200 gms.	335/-

FLOOR DRAIN - SQUARE



Square Neon with Hinge



Item Code	Size in mm	Size in Inches	Item Weight	M.R.P. in ₹ / Pc.
16-0509-53	127 x 127mm	5" x 5"	165 gms.	255/-
16-0509-54	150 x 150mm	6" x 6"	215 gms.	303/-
16-0509-55 (with Hole)	127 x 127mm	5" x 5"	160 gms.	255/-
16-0509-56 (with Hole)	150 x 150mm	6" x 6"	210 gms.	303/-

Square Neon Flat Cut with Hinge



Item Code	Size in mm	Size in Inches	Item Weight	M.R.P. in ₹ / Pc.
16-0509-91	127 x 127mm	5" x 5"	160 gms.	280/-
16-0509-92	150 x 150mm	6" x 6"	210 gms.	332/-
16-0509-93 (with Hole)	127 x 127mm	5" x 5"	155 gms.	280/-
16-0509-94 (with Hole)	150 x 150mm	6" x 6"	205 gms.	332/-

Vertical Neon with Hinge



Item Code	Size in mm	Size in Inches	Item Weight	M.R.P. in ₹ / Pc.
16-0509-49	127 x 127mm	5" x 5"	165 gms.	252/-
16-0509-50	150 x 150mm	6" x 6"	215 gms.	303/-

Vertical Neon Flat Cut with Hinge



Item Code	Size in mm	Size in Inches	Item Weight	M.R.P. in ₹ / Pc.
16-0509-51	127 x 127mm	5" x 5"	160 gms.	272/-
16-0509-52	150 x 150mm	6" x 6"	210 gms.	332/-

FLOOR DRAIN - SQUARE

Saturn Square



Item Code	Size in mm	Size in Inches	Item Weight	M.R.P. in ₹ / Pc.
16-0509-73	127 x 127mm	5" x 5"	196 gms.	332/-
16-0509-74	150 x 150mm	6" x 6"	241 gms.	383/-

Saturn Square Flat Cut



Item Code	Size in mm	Size in Inches	Item Weight	M.R.P. in ₹ / Pc.
16-0509-75	127 x 127mm	5" x 5"	205 gms.	352/-
16-0509-76	150 x 150mm	6" x 6"	256 gms.	412/-

Saturn Square with Classic Jali



Item Code	Size in mm	Size in Inches	Item Weight	M.R.P. in ₹ / Pc.
16-0509-77	127 x 127mm	5" x 5"	194 gms.	332/-
16-0509-78	150 x 150mm	6" x 6"	236 gms.	383/-

Saturn Square Flat Cut with Classic Jali



Item Code	Size in mm	Size in Inches	Item Weight	M.R.P. in ₹ / Pc.
16-0509-79	127 x 127mm	5" x 5"	205 gms.	352/-
16-0509-80	150 x 150mm	6" x 6"	253 gms.	412/-

FLOOR DRAIN - SQUARE



Long Grating



Item Code	Size in mm	Size in Inches	Item Weight	M.R.P. in ₹ / Pc.
16-0509-09	80 x 80mm	3" x 3"	55 gms.	100/-
16-0509-10	106 x 106mm	4" x 4"	98 gms.	158/-
16-0509-11	130 x 130mm	5" x 5"	125 gms.	205/-
16-0509-12	150 x 150mm	6" x 6"	180 gms.	275/-
16-0509-13	200 x 200mm	8" x 8"	315 gms.	463/-
16-0509-14	250 x 250mm	10" x 10"	535 gms.	755/-

Palo Grating



Item Code	Size in mm	Size in Inches	Item Weight	M.R.P. in ₹ / Pc.
16-0509-81	127 x 127mm	5" x 5"	135 gms.	206/-
16-0509-82	150 x 150mm	6" x 6"	195 gms.	295/-

Gemini Square



Item Code	Size in mm	Size in Inches	Item Weight	M.R.P. in ₹ / Pc.
16-0509-83	127 x 127mm	5" x 5"	244 gms.	558/-
16-0509-84	140 x 140mm	5½" x 5½"	254 gms.	615/-
16-0509-85	150 x 150mm	6" x 6"	303 gms.	669/-
16-0509-86 (with Hole)	127 x 127mm	5" x 5"	233 gms.	558/-
16-0509-87 (with Hole)	140 x 140mm	5½" x 5½"	244 gms.	615/-
16-0509-88 (with Hole)	150 x 150mm	6" x 6"	297 gms.	669/-

FLOOR DRAIN - SQUARE PREMIUM

Mercury with Collar (w/o Trap)



Item Code	Size in mm	Size in Inches	Item Weight	M.R.P. in ₹
16-0513-21	127 x 127mm	5" x 5"	235 gms.	403/-
16-0513-22	150 x 150mm	6" x 6"	335 gms.	528/-
16-0513-23 (with Hole)	150 x 150mm	6" x 6"	325 gms.	528/-

Mercury Flat Cut (w/o Trap)



Item Code	Size in mm	Size in Inches	Item Weight	M.R.P. in ₹
16-0513-01	127 x 127mm	5" x 5"	235 gms.	403/-
16-0513-02	150 x 150mm	6" x 6"	335 gms.	528/-
16-0513-03 (with Hole)	150 x 150mm	6" x 6"	325 gms.	528/-

Venus with Collar (w/o Trap)



Item Code	Size in mm	Size in Inches	Item Weight	M.R.P. in ₹
16-0513-24	127 x 127mm	5" x 5"	385 gms.	403/-
16-0513-25	150 x 150mm	6" x 6"	490 gms.	528/-
16-0513-26 (with Hole)	150 x 150mm	6" x 6"	480 gms.	528/-

Venus Flat Cut (w/o Trap)



Item Code	Size in mm	Size in Inches	Item Weight	M.R.P. in ₹
16-0513-04	127 x 127mm	5" x 5"	220 gms.	403/-
16-0513-05	150 x 150mm	6" x 6"	325 gms.	528/-
16-0513-06 (with Hole)	150 x 150mm	6" x 6"	315 gms.	528/-

FLOOR DRAIN - SQUARE PREMIUM



Jupiter with Collar (w/o Trap)



Item Code	Size in mm	Size in Inches	Item Weight	M.R.P. in ₹
16-0513-27	127 x 127mm	5" x 5"	400 gms.	403/-
16-0513-28	150 x 150mm	6" x 6"	485 gms.	528/-
16-0513-29 (with Hole)	127 x 127mm	5" x 5"	385 gms.	403/-
16-0513-30 (with Hole)	150 x 150mm	6" x 6"	475 gms.	528/-

Jupiter Flat Cut (w/o Trap)




Item Code	Size in mm	Size in Inches	Item Weight	M.R.P. in ₹
16-0513-07	127 x 127mm	5" x 5"	230 gms.	403/-
16-0513-08	150 x 150mm	6" x 6"	320 gms.	528/-
16-0513-09 (with Hole)	127 x 127mm	5" x 5"	220 gms.	403/-
16-0513-10 (with Hole)	150 x 150mm	6" x 6"	310 gms.	528/-

Neptune with Collar (w/o Trap)



Item Code	Size in mm	Size in Inches	Item Weight	M.R.P. in ₹
16-0513-31	127 x 127mm	5" x 5"	390 gms.	403/-
16-0513-32	150 x 150mm	6" x 6"	490 gms.	528/-

Neptune Flat Cut (w/o Trap)



Item Code	Size in mm	Size in Inches	Item Weight	M.R.P. in ₹
16-0513-11	127 x 127mm	5" x 5"	235 gms.	403/-
16-0513-12	150 x 150mm	6" x 6"	325 gms.	528/-

FLOOR DRAIN - SQUARE PREMIUM

Pluto with Collar (w/o Trap)



Item Code	Size in mm	Size in Inches	Item Weight	M.R.P. in ₹
16-0513-37	127 x 127mm	5" x 5"	385 gms.	403/-
16-0513-38	150 x 150mm	6" x 6"	490 gms.	528/-
16-0513-39 (with Hole)	127 x 127mm	5" x 5"	385 gms.	403/-
16-0513-40 (with Hole)	150 x 150mm	6" x 6"	490 gms.	528/-

Pluto Flat Cut (w/o Trap)



Item Code	Size in mm	Size in Inches	Item Weight	M.R.P. in ₹
16-0513-17	127 x 127mm	5" x 5"	220 gms.	403/-
16-0513-18	150 x 150mm	6" x 6"	325 gms.	528/-
16-0513-19 (with Hole)	127 x 127mm	5" x 5"	215 gms.	403/-
16-0513-20 (with Hole)	150 x 150mm	6" x 6"	315 gms.	528/-

Earth with Collar (w/o Trap)



Item Code	Size in mm	Size in Inches	Item Weight	M.R.P. in ₹
16-0513-33	127 x 127mm	5" x 5"	375 gms.	403/-
16-0513-34	150 x 150mm	6" x 6"	475 gms.	528/-
16-0513-36 (with Hole)	150 x 150mm	6" x 6"	465 gms.	528/-

Earth Flat Cut (w/o Trap)



Item Code	Size in mm	Size in Inches	Item Weight	M.R.P. in ₹
16-0513-13	127 x 127mm	5" x 5"	220 gms.	403/-
16-0513-14	150 x 150mm	6" x 6"	325 gms.	528/-
16-0513-16 (with Hole)	150 x 150mm	6" x 6"	315 gms.	528/-

FLOOR DRAIN - SQUARE PRIME (AISI 304-18/8)



Diamond With Collar w/o Trap



Item Code	Size in mm	Size in Inches	Item Weight	M.R.P. in ₹
16-0506-01	127 x 127mm	5" x 5"	235 gms.	534/-
16-0506-02	150 x 150mm	6" x 6"	335 gms.	680/-
16-0506-04 (with Hole)	150 x 150mm	6" x 6"	325 gms.	680/-

Diamond Flat Cut w/o Trap



Item Code	Size in mm	Size in Inches	Item Weight	M.R.P. in ₹
16-0511-01	127 x 127mm	5" x 5"	235 gms.	534/-
16-0511-02	150 x 150mm	6" x 6"	335 gms.	680/-
16-0511-03 (with Hole)	150 x 150mm	6" x 6"	325 gms.	680/-

Emerald With Collar w/o Trap



Item Code	Size in mm	Size in Inches	Item Weight	M.R.P. in ₹
16-0506-05	127 x 127mm	5" x 5"	385 gms.	534/-
16-0506-06	150 x 150mm	6" x 6"	490 gms.	680/-
16-0506-08 (with Hole)	150 x 150mm	6" x 6"	480 gms.	680/-

Emerald Flat Cut w/o Trap



Item Code	Size in mm	Size in Inches	Item Weight	M.R.P. in ₹
16-0511-04	127 x 127mm	5" x 5"	220 gms.	534/-
16-0511-05	150 x 150mm	6" x 6"	325 gms.	680/-
16-0511-06 (with Hole)	150 x 150mm	6" x 6"	315 gms.	680/-

FLOOR DRAIN - SQUARE PRIME (AISI 304-18/8)



Sapphire with Collar w/o Trap



Item Code	Size in mm	Size in Inches	Item Weight	M.R.P. in ₹
16-0506-09	127 x 127mm	5" x 5"	400 gms.	534/-
16-0506-10	150 x 150mm	6" x 6"	485 gms.	680/-
16-0506-11 (with Hole)	127 x 127mm	5" x 5"	385 gms.	534/-
16-0506-12 (with Hole)	150 x 150mm	6" x 6"	475 gms.	680/-

Sapphire Flat Cut w/o Trap




Item Code	Size in mm	Size in Inches	Item Weight	M.R.P. in ₹
16-0511-07	127 x 127mm	5" x 5"	230 gms.	534/-
16-0511-08	150 x 150mm	6" x 6"	320 gms.	680/-
16-0511-09 (with Hole)	127 x 127mm	5" x 5"	220 gms.	534/-
16-0511-10 (with Hole)	150 x 150mm	6" x 6"	310 gms.	680/-

Pearl With Collar w/o Trap



Item Code	Size in mm	Size in Inches	Item Weight	M.R.P. in ₹
16-0506-13	127 x 127mm	5" x 5"	390 gms.	534/-
16-0506-14	150 x 150mm	6" x 6"	490 gms.	680/-

Pearl Flat Cut w/o Trap



Item Code	Size in mm	Size in Inches	Item Weight	M.R.P. in ₹
16-0511-11	127 x 127mm	5" x 5"	235 gms.	534/-
16-0511-12	150 x 150mm	6" x 6"	325 gms.	680/-

FLOOR DRAIN - SQUARE PRIME (AISI 304-18/8)



Ruby with Collar w/o Trap



Item Code	Size in mm	Size in Inches	Item Weight	M.R.P. in ₹
16-0506-15	127 x 127mm	5" x 5"	385 gms.	534/-
16-0506-16	150 x 150mm	6" x 6"	490 gms.	680/-
16-0506-17 (with Hole)	127 x 127mm	5" x 5"	385 gms.	534/-
16-0506-18 (with Hole)	150 x 150mm	6" x 6"	490 gms.	680/-

Ruby Flat Cut w/o Trap



Item Code	Size in mm	Size in Inches	Item Weight	M.R.P. in ₹
16-0511-13	127 x 127mm	5" x 5"	220 gms.	534/-
16-0511-14	150 x 150mm	6" x 6"	325 gms.	680/-
16-0511-15 (with Hole)	127 x 127mm	5" x 5"	215 gms.	534/-
16-0511-16 (with Hole)	150 x 150mm	6" x 6"	315 gms.	680/-

Opal with Collar w/o Trap



Item Code	Size in mm	Size in Inches	Item Weight	M.R.P. in ₹
16-0506-19	127 x 127mm	5" x 5"	375 gms.	534/-
16-0506-20	150 x 150mm	6" x 6"	475 gms.	680/-
16-0506-22 (with Hole)	150 x 150mm	6" x 6"	465 gms.	680/-

Opal Flat Cut w/o Trap



Item Code	Size in mm	Size in Inches	Item Weight	M.R.P. in ₹
16-0511-17	127 x 127mm	5" x 5"	220 gms.	534/-
16-0511-18	150 x 150mm	6" x 6"	325 gms.	680/-
16-0511-19 (with Hole)	150 x 150mm	6" x 6"	315 gms.	680/-

COCKROACH TRAP - ROUND (AISI 304-18/8)

Round with Collar & Lock (AISI 304)



Item Code	Size in mm	Size in Inches	Item Weight	M.R.P. in ₹
16-0408-07	127mm	5"	260 gms.	705/-
16-0408-08 (with Hole)	127mm	5"	255 gms.	705/-

(with S.S. Cockroach Trap)

Round Flat Cut with Lock (AISI 304)



Item Code	Size in mm	Size in Inches	Item Weight	M.R.P. in ₹
16-0408-01	140mm	5"	260 gms.	745/-
16-0408-02 (with Hole)	140mm	5"	255 gms.	745/-

(with S.S. Cockroach Trap)

Round with Collar & Hinge (AISI 304)



Item Code	Size in mm	Size in Inches	Item Weight	M.R.P. in ₹
16-0408-11	127mm	5"	265 gms.	705/-
16-0408-12 (with Hole)	127mm	5"	260 gms.	705/-

(with S.S. Cockroach Trap)

Round Flat Cut with Hinge (AISI 304)



Item Code	Size in mm	Size in Inches	Item Weight	M.R.P. in ₹
16-0408-13	140mm	5"	260 gms.	745/-
16-0408-14 (with Hole)	140mm	5"	255 gms.	745/-

(with S.S. Cockroach Trap)

Classic Round with Collar (AISI 304)



Item Code	Size in mm	Size in Inches	Item Weight	M.R.P. in ₹
16-0408-09	127mm	5"	250 gms.	705/-
16-0408-10 (with Hole)	127mm	5"	255 gms.	705/-

(with S.S. Cockroach Trap)

COCKROACH TRAP - ROUND (AISI 304-18/8)



Classic Round Flat Cut (AISI 304)



Item Code	Size in mm	Size in Inches	Item Weight	M.R.P. in ₹
16-0408-05	140mm	5"	260 gms.	745/-
16-0406-06 (with Hole)	140mm	5"	255 gms.	745/-

(with S.S. Cockroach Trap)

Round Full Moon (AISI 304)



Item Code	Size in mm	Size in Inches	Item Weight	M.R.P. in ₹
16-0408-03	140mm	5"	340 gms.	893/-
16-0408-04 (with Hole)	140mm	5"	335 gms.	893/-

(with S.S. Cockroach Trap)

Classic Round with Collar & Hinge (AISI 304)



Item Code	Size in mm	Size in Inches	Item Weight	M.R.P. in ₹
16-0408-15	127mm	5"	260 gms.	705/-
16-0408-16 (with Hole)	127mm	5"	255 gms.	705/-

(with S.S. Cockroach Trap)

Classic Round Flat Cut with Hinge (AISI 304)



Item Code	Size in mm	Size in Inches	Item Weight	M.R.P. in ₹
16-0408-17	140mm	5"	250 gms.	745/-
16-0408-18 (with Hole)	140mm	5"	255 gms.	745/-

(with S.S. Cockroach Trap)

COCKROACH TRAP - SQUARE (AISI 304-18/8)



Fire Flat Cut (AISI 304)



Item Code	Size in mm	Size in Inches	Item Weight	M.R.P. in ₹
16-0307-01	127 x 127mm	5" x 5"	285 gms.	718/-
16-0307-02	150 x 150mm	6" x 6"	325 gms.	775/-
16-0307-03 (with Hole)	127 x 127mm	5" x 5"	284 gms.	718/-
16-0307-04 (with Hole)	150 x 150mm	6" x 6"	326 gms.	775/-

(with S.S. Cockroach Trap)

Air with Collar & Lock (AISI 304)



Item Code	Size in mm	Size in Inches	Item Weight	M.R.P. in ₹
16-0307-17	127 x 127mm	5" x 5"	295 gms.	745/-
16-0307-18	150 x 150mm	6" x 6"	355 gms.	820/-
16-0307-19 (with Hole)	127 x 127mm	5" x 5"	290 gms.	745/-
16-0307-20 (with Hole)	150 x 150mm	6" x 6"	350 gms.	820/-

(with S.S. Cockroach Trap)

Air Flat Cut with Lock (AISI 304)



Item Code	Size in mm	Size in Inches	Item Weight	M.R.P. in ₹
16-0307-05	127 x 127mm	5" x 5"	310 gms.	768/-
16-0307-06	150 x 150mm	6" x 6"	340 gms.	845/-
16-0307-07 (with Hole)	127 x 127mm	5" x 5"	305 gms.	768/-
16-0307-08 (with Hole)	150 x 150mm	6" x 6"	335 gms.	845/-

(with S.S. Cockroach Trap)

Classic Square with Collar (AISI 304)



Item Code	Size in mm	Size in Inches	Item Weight	M.R.P. in ₹
16-0307-21	127 x 127mm	5" x 5"	280 gms.	745/-
16-0307-22	150 x 150mm	6" x 6"	340 gms.	820/-
16-0307-23 (with Hole)	127 x 127mm	5" x 5"	275 gms.	745/-
16-0307-24 (with Hole)	150 x 150mm	6" x 6"	335 gms.	820/-

(with S.S. Cockroach Trap)

COCKROACH TRAP - SQUARE (AISI 304-18/8)



Classic Square Flat Cut (AISI 304)



Item Code	Size in mm	Size in Inches	Item Weight	M.R.P. in ₹
16-0307-13	127 x 127mm	5" x 5"	260 gms.	768/-
16-0307-14	150 x 150mm	6" x 6"	330 gms.	845/-
16-0307-15 (with Hole)	127 x 127mm	5" x 5"	255 gms.	768/-
16-0307-16 (with Hole)	150 x 150mm	6" x 6"	325 gms.	845/-

(with S.S. Cockroach Trap)

Full Moon Square (AISI 304)



Item Code	Size in mm	Size in Inches	Item Weight	M.R.P. in ₹
16-0307-09	127 x 127mm	5" x 5"	350 gms.	890/-
16-0307-10	150 x 150mm	6" x 6"	415 gms.	995/-
16-0307-11 (with Hole)	127 x 127mm	5" x 5"	385 gms.	890/-
16-0307-12 (with Hole)	150 x 150mm	6" x 6"	390 gms.	995/-

(with S.S. Cockroach Trap)

Air with Collar & Hinge (AISI 304)



Item Code	Size in mm	Size in Inches	Item Weight	M.R.P. in ₹
16-0307-29	127 x 127mm	5" x 5"	300 gms.	768/-
16-0307-30	150 x 150mm	6" x 6"	360 gms.	845/-
16-0307-31 (with Hole)	127 x 127mm	5" x 5"	295 gms.	768/-
16-0307-32 (with Hole)	150 x 150mm	6" x 6"	355 gms.	845/-

(with S.S. Cockroach Trap)

Air Flat Cut with Hinge (AISI 304)



Item Code	Size in mm	Size in Inches	Item Weight	M.R.P. in ₹
16-0307-25	127 x 127mm	5" x 5"	315 gms.	793/-
16-0307-26	150 x 150mm	6" x 6"	345 gms.	870/-
16-0307-27 (with Hole)	127 x 127mm	5" x 5"	310 gms.	793/-
16-0307-28 (with Hole)	150 x 150mm	6" x 6"	340 gms.	870/-

(with S.S. Cockroach Trap)

COCKROACH TRAP - SQUARE (AISI 304-18/8)

Classic Square with Collar & Hinge (AISI 304)



Item Code	Size in mm	Size in Inches	Item Weight	M.R.P. in ₹
16-0307-37	127 x 127mm	5" x 5"	285 gms.	768/-
16-0307-38	150 x 150mm	6" x 6"	345 gms.	845/-
16-0307-39 (with Hole)	127 x 127mm	5" x 5"	280 gms.	768/-
16-0307-40 (with Hole)	150 x 150mm	6" x 6"	340 gms.	845/-

(with S.S. Cockroach Trap)

Classic Square Flat Cut with Hinge (AISI 304)



Item Code	Size in mm	Size in Inches	Item Weight	M.R.P. in ₹
16-0307-33	127 x 127mm	5" x 5"	265 gms.	793/-
16-0307-34	150 x 150mm	6" x 6"	335 gms.	870/-
16-0307-35 (with Hole)	127 x 127mm	5" x 5"	260 gms.	793/-
16-0307-36 (with Hole)	150 x 150mm	6" x 6"	330 gms.	870/-

(with S.S. Cockroach Trap)



◀ GRATING

◀ INNER FILTER

◀ OUTER FILTER

◀ FRAME

Ruhe®



UPTO
10
YEARS
WARRANTY

AISI 304-Grade
Stainless Steel
FLOOR DRAINS with
Cockroach Traps

COCKROACH TRAP - SQUARE PRIME (AISI 304-18/8)



Diamond with Collar (AISI 304)



Item Code	Size in mm	Size in Inches	Item Weight	M.R.P. in ₹
16-0306-23	127 x 127mm	5" x 5"	400 gms.	863/-
16-0306-24	150 x 150mm	6" x 6"	505 gms.	1018/-
16-0306-26 (with Hole)	150 x 150mm	6" x 6"	490 gms.	1018/-

(with S.S. Cockroach Trap)

Diamond Flat Cut (AISI 304)



Item Code	Size in mm	Size in Inches	Item Weight	M.R.P. in ₹
16-0306-01	127 x 127mm	5" x 5"	385 gms.	863/-
16-0306-02	150 x 150mm	6" x 6"	485 gms.	1018/-
16-0306-03 (with Hole)	150 x 150mm	6" x 6"	485 gms.	1018/-

(with S.S. Cockroach Trap)

Emerald with Collar (AISI 304)



Item Code	Size in mm	Size in Inches	Item Weight	M.R.P. in ₹
16-0306-27	127 x 127mm	5" x 5"	385 gms.	863/-
16-0306-28	150 x 150mm	6" x 6"	490 gms.	1018/-
16-0306-30 (with Hole)	150 x 150mm	6" x 6"	480 gms.	1018/-

(with S.S. Cockroach Trap)

Emerald Flat Cut (AISI 304)



Item Code	Size in mm	Size in Inches	Item Weight	M.R.P. in ₹
16-0306-04	127 x 127mm	5" x 5"	370 gms.	863/-
16-0306-05	150 x 150mm	6" x 6"	475 gms.	1018/-
16-0306-06 (with Hole)	150 x 150mm	6" x 6"	465 gms.	1018/-

(with S.S. Cockroach Trap)

COCKROACH TRAP - SQUARE PRIME (AISI 304-18/8)



Sapphire with Collar (AISI 304)



Item Code	Size in mm	Size in Inches	Item Weight	M.R.P. in ₹
16-0306-31	127 x 127mm	5" x 5"	400 gms.	863/-
16-0306-32	150 x 150mm	6" x 6"	485 gms.	1018/-
16-0306-33 (with Hole)	127 x 127mm	5" x 5"	385 gms.	863/-
16-0306-34 (with Hole)	150 x 150mm	6" x 6"	475 gms.	1018/-

(with S.S. Cockroach Trap)

Sapphire Flat Cut (AISI 304)



Item Code	Size in mm	Size in Inches	Item Weight	M.R.P. in ₹
16-0306-07	127 x 127mm	5" x 5"	380 gms.	863/-
16-0306-08	150 x 150mm	6" x 6"	470 gms.	1018/-
16-0306-09 (with Hole)	127 x 127mm	5" x 5"	370 gms.	863/-
16-0306-10 (with Hole)	150 x 150mm	6" x 6"	460 gms.	1018/-

(with S.S. Cockroach Trap)

Pearl with Collar (AISI 304)



Item Code	Size in mm	Size in Inches	Item Weight	M.R.P. in ₹
16-0306-35	127 x 127mm	5" x 5"	390 gms.	863/-
16-0306-36	150 x 150mm	6" x 6"	490 gms.	1018/-

(with S.S. Cockroach Trap)

Pearl Flat Cut (AISI 304)



Item Code	Size in mm	Size in Inches	Item Weight	M.R.P. in ₹
16-0306-11	127 x 127mm	5" x 5"	385 gms.	863/-
16-0306-12	150 x 150mm	6" x 6"	475 gms.	1018/-

(with S.S. Cockroach Trap)

COCKROACH TRAP - SQUARE PRIME (AISI 304-18/8)



Ruby with Collar (AISI 304)



Item Code	Size in mm	Size in Inches	Item Weight	M.R.P. in ₹
16-0306-37	127 x 127mm	5" x 5"	385 gms.	863/-
16-0306-38	150 x 150mm	6" x 6"	490 gms.	1018/-
16-0306-39 (with Hole)	127 x 127mm	5" x 5"	385 gms.	863/-
16-0306-40 (with Hole)	150 x 150mm	6" x 6"	490 gms.	1018/-

(with S.S. Cockroach Trap)

Ruby Flat Cut (AISI 304)



Item Code	Size in mm	Size in Inches	Item Weight	M.R.P. in ₹
16-0306-13	127 x 127mm	5" x 5"	370 gms.	863/-
16-0306-14	150 x 150mm	6" x 6"	475 gms.	1018/-
16-0306-15 (with Hole)	127 x 127mm	5" x 5"	365 gms.	863/-
16-0306-16 (with Hole)	150 x 150mm	6" x 6"	465 gms.	1018/-

(with S.S. Cockroach Trap)

Opal with Collar (AISI 304)



Item Code	Size in mm	Size in Inches	Item Weight	M.R.P. in ₹
16-0306-41	127 x 127mm	5" x 5"	375 gms.	863/-
16-0306-42	150 x 150mm	6" x 6"	475 gms.	1018/-
16-0306-44 (with Hole)	150 x 150mm	6" x 6"	465 gms.	1018/-

(with S.S. Cockroach Trap)

Opal Flat Cut (AISI 304)



Item Code	Size in mm	Size in Inches	Item Weight	M.R.P. in ₹
16-0306-17	127 x 127mm	5" x 5"	385 gms.	863/-
16-0306-18	150 x 150mm	6" x 6"	475 gms.	1018/-
16-0306-19 (with Hole)	150 x 150mm	6" x 6"	465 gms.	1018/-

(with S.S. Cockroach Trap)

COCKROACH TRAP - SQUARE PRIME YELLOW GOLD



Diamond with Collar (AISI 304)



Item Code	Size in mm	Size in Inches	Item Weight	M.R.P. in ₹
16-0322-23	127 x 127mm	5" x 5"	400 gms.	1914/-
16-0322-24	150 x 150mm	6" x 6"	505 gms.	2272/-
16-0322-26 (with Hole)	150 x 150mm	6" x 6"	490 gms.	2272/-

(with S.S. Cockroach Trap)

Diamond Flat Cut (AISI 304)



Item Code	Size in mm	Size in Inches	Item Weight	M.R.P. in ₹
16-0322-01	127 x 127mm	5" x 5"	385 gms.	1914/-
16-0322-02	150 x 150mm	6" x 6"	485 gms.	2272/-
16-0322-03 (with Hole)	150 x 150mm	6" x 6"	485 gms.	2272/-

(with S.S. Cockroach Trap)

Emerald with Collar (AISI 304)



Item Code	Size in mm	Size in Inches	Item Weight	M.R.P. in ₹
16-0322-27	127 x 127mm	5" x 5"	385 gms.	1914/-
16-0322-28	150 x 150mm	6" x 6"	490 gms.	2272/-
16-0322-30 (with Hole)	150 x 150mm	6" x 6"	480 gms.	2272/-

(with S.S. Cockroach Trap)

Emerald Flat Cut (AISI 304)



Item Code	Size in mm	Size in Inches	Item Weight	M.R.P. in ₹
16-0322-04	127 x 127mm	5" x 5"	370 gms.	1914/-
16-0322-05	150 x 150mm	6" x 6"	475 gms.	2272/-
16-0322-06 (with Hole)	150 x 150mm	6" x 6"	465 gms.	2272/-

(with S.S. Cockroach Trap)

COCKROACH TRAP - SQUARE PRIME YELLOW GOLD



Sapphire with Collar (AISI 304)



Item Code	Size in mm	Size in Inches	Item Weight	M.R.P. in ₹
16-0322-31	127 x 127mm	5" x 5"	400 gms.	1914/-
16-0322-32	150 x 150mm	6" x 6"	485 gms.	2272/-
16-0322-34 (with Hole)	150 x 150mm	6" x 6"	475 gms.	2272/-

(with S.S. Cockroach Trap)

Sapphire Flat Cut (AISI 304)



Item Code	Size in mm	Size in Inches	Item Weight	M.R.P. in ₹
16-0322-07	127 x 127mm	5" x 5"	380 gms.	1914/-
16-0322-08	150 x 150mm	6" x 6"	470 gms.	2272/-
16-0322-10 (with Hole)	150 x 150mm	6" x 6"	460 gms.	2272/-

(with S.S. Cockroach Trap)

Pearl with Collar (AISI 304)



Item Code	Size in mm	Size in Inches	Item Weight	M.R.P. in ₹
16-0322-35	127 x 127mm	5" x 5"	390 gms.	1914/-
16-0322-36	150 x 150mm	6" x 6"	490 gms.	2272/-

(with S.S. Cockroach Trap)

Pearl Flat Cut (AISI 304)



Item Code	Size in mm	Size in Inches	Item Weight	M.R.P. in ₹
16-0322-11	127 x 127mm	5" x 5"	385 gms.	1914/-
16-0322-12	150 x 150mm	6" x 6"	475 gms.	2272/-

(with S.S. Cockroach Trap)

COCKROACH TRAP - SQUARE PRIME YELLOW GOLD



Ruby with Collar (AISI 304)



Item Code	Size in mm	Size in Inches	Item Weight	M.R.P. in ₹
16-0322-37	127 x 127mm	5" x 5"	385 gms.	1914/-
16-0322-38	150 x 150mm	6" x 6"	490 gms.	2272/-
16-0322-39 (with Hole)	127 x 127mm	5" x 5"	385 gms.	1914/-
16-0322-40 (with Hole)	150 x 150mm	6" x 6"	490 gms.	2272/-

(with S.S. Cockroach Trap)

Ruby Flat Cut (AISI 304)



Item Code	Size in mm	Size in Inches	Item Weight	M.R.P. in ₹
16-0322-13	127 x 127mm	5" x 5"	370 gms.	1914/-
16-0322-14	150 x 150mm	6" x 6"	475 gms.	2272/-
16-0322-15 (with Hole)	127 x 127mm	5" x 5"	365 gms.	1914/-
16-0322-16 (with Hole)	150 x 150mm	6" x 6"	465 gms.	2272/-

(with S.S. Cockroach Trap)

Opal with Collar (AISI 304)



Item Code	Size in mm	Size in Inches	Item Weight	M.R.P. in ₹
16-0322-41	127 x 127mm	5" x 5"	375 gms.	1914/-
16-0322-42	150 x 150mm	6" x 6"	475 gms.	2272/-
16-0322-44 (with Hole)	150 x 150mm	6" x 6"	465 gms.	2272/-

(with S.S. Cockroach Trap)

Opal Flat Cut (AISI 304)



Item Code	Size in mm	Size in Inches	Item Weight	M.R.P. in ₹
16-0322-17	127 x 127mm	5" x 5"	385 gms.	1914/-
16-0322-18	150 x 150mm	6" x 6"	475 gms.	2272/-
16-0322-19 (with Hole)	150 x 150mm	6" x 6"	465 gms.	2272/-

(with S.S. Cockroach Trap)

COCKROACH TRAP - SQUARE PRIME ANTIQUE COPPER



Diamond with Collar (AISI 304)



Item Code	Size in mm	Size in Inches	Item Weight	M.R.P. in ₹
16-0330-23	127 x 127mm	5" x 5"	400 gms.	1914/-
16-0330-24	150 x 150mm	6" x 6"	505 gms.	2272/-
16-0330-26 (with Hole)	150 x 150mm	6" x 6"	490 gms.	2272/-

(with S.S. Cockroach Trap)

Diamond Flat Cut (AISI 304)



Item Code	Size in mm	Size in Inches	Item Weight	M.R.P. in ₹
16-0330-01	127 x 127mm	5" x 5"	385 gms.	1914/-
16-0330-02	150 x 150mm	6" x 6"	485 gms.	2272/-
16-0330-03 (with Hole)	150 x 150mm	6" x 6"	485 gms.	2272/-

(with S.S. Cockroach Trap)

Emerald with Collar (AISI 304)



Item Code	Size in mm	Size in Inches	Item Weight	M.R.P. in ₹
16-0330-27	127 x 127mm	5" x 5"	385 gms.	1914/-
16-0330-28	150 x 150mm	6" x 6"	490 gms.	2272/-
16-0330-30 (with Hole)	150 x 150mm	6" x 6"	480 gms.	2272/-

(with S.S. Cockroach Trap)

Emerald Flat Cut (AISI 304)



Item Code	Size in mm	Size in Inches	Item Weight	M.R.P. in ₹
16-0330-04	127 x 127mm	5" x 5"	370 gms.	1914/-
16-0330-05	150 x 150mm	6" x 6"	475 gms.	2272/-
16-0330-06 (with Hole)	150 x 150mm	6" x 6"	465 gms.	2272/-

(with S.S. Cockroach Trap)

COCKROACH TRAP - SQUARE PRIME ANTIQUE COPPER



Sapphire with Collar (AISI 304)



Item Code	Size in mm	Size in Inches	Item Weight	M.R.P. in ₹
16-0330-31	127 x 127mm	5" x 5"	400 gms.	1914/-
16-0330-32	150 x 150mm	6" x 6"	485 gms.	2272/-
16-0330-33 (with Hole)	127 x 127mm	5" x 5"	385 gms.	1914/-
16-0330-34 (with Hole)	150 x 150mm	6" x 6"	475 gms.	2272/-

(with S.S. Cockroach Trap)

Sapphire Flat Cut (AISI 304)



Item Code	Size in mm	Size in Inches	Item Weight	M.R.P. in ₹
16-0330-07	127 x 127mm	5" x 5"	380 gms.	1914/-
16-0330-08	150 x 150mm	6" x 6"	470 gms.	2272/-
16-0330-09 (with Hole)	127 x 127mm	5" x 5"	370 gms.	1914/-
16-0330-10 (with Hole)	150 x 150mm	6" x 6"	460 gms.	2272/-

(with S.S. Cockroach Trap)

Pearl with Collar (AISI 304)



Item Code	Size in mm	Size in Inches	Item Weight	M.R.P. in ₹
16-0330-35	127 x 127mm	5" x 5"	390 gms.	1914/-
16-0330-36	150 x 150mm	6" x 6"	490 gms.	2272/-

(with S.S. Cockroach Trap)

Pearl Flat Cut (AISI 304)



Item Code	Size in mm	Size in Inches	Item Weight	M.R.P. in ₹
16-0330-11	127 x 127mm	5" x 5"	385 gms.	1914/-
16-0330-12	150 x 150mm	6" x 6"	475 gms.	2272/-

(with S.S. Cockroach Trap)

COCKROACH TRAP - SQUARE PRIME ANTIQUE COPPER



Ruby with Collar (AISI 304)



Item Code	Size in mm	Size in Inches	Item Weight	M.R.P. in ₹
16-0330-37	127 x 127mm	5" x 5"	385 gms.	1914/-
16-0330-38	150 x 150mm	6" x 6"	490 gms.	2272/-
16-0330-39 (with Hole)	127 x 127mm	5" x 5"	385 gms.	1914/-
16-0330-40 (with Hole)	150 x 150mm	6" x 6"	490 gms.	2272/-

(with S.S. Cockroach Trap)

Ruby Flat Cut (AISI 304)



Item Code	Size in mm	Size in Inches	Item Weight	M.R.P. in ₹
16-0330-13	127 x 127mm	5" x 5"	370 gms.	1914/-
16-0330-14	150 x 150mm	6" x 6"	475 gms.	2272/-
16-0330-15 (with Hole)	127 x 127mm	5" x 5"	365 gms.	1914/-
16-0330-16 (with Hole)	150 x 150mm	6" x 6"	465 gms.	2272/-

(with S.S. Cockroach Trap)

Opal with Collar (AISI 304)



Item Code	Size in mm	Size in Inches	Item Weight	M.R.P. in ₹
16-0330-41	127 x 127mm	5" x 5"	375 gms.	1914/-
16-0330-42	150 x 150mm	6" x 6"	475 gms.	2272/-
16-0330-44 (with Hole)	150 x 150mm	6" x 6"	465 gms.	2272/-

(with S.S. Cockroach Trap)

Opal Flat Cut (AISI 304)



Item Code	Size in mm	Size in Inches	Item Weight	M.R.P. in ₹
16-0330-17	127 x 127mm	5" x 5"	385 gms.	1914/-
16-0330-18	150 x 150mm	6" x 6"	475 gms.	2272/-
16-0330-19 (with Hole)	150 x 150mm	6" x 6"	465 gms.	2272/-

(with S.S. Cockroach Trap)

COCKROACH TRAP - SQUARE PRIME BLACK



Diamond with Collar (AISI 304)



Item Code	Size in mm	Size in Inches	Item Weight	M.R.P. in ₹
16-0338-23	127 x 127mm	5" x 5"	400 gms.	2182/-
16-0338-24	150 x 150mm	6" x 6"	505 gms.	2579/-
16-0338-26 (with Hole)	150 x 150mm	6" x 6"	490 gms.	2579/-

(with S.S. Cockroach Trap)

Diamond Flat Cut (AISI 304)



Item Code	Size in mm	Size in Inches	Item Weight	M.R.P. in ₹
16-0338-01	127 x 127mm	5" x 5"	385 gms.	2182/-
16-0338-02	150 x 150mm	6" x 6"	485 gms.	2579/-
16-0338-03 (with Hole)	150 x 150mm	6" x 6"	485 gms.	2579/-

(with S.S. Cockroach Trap)

Emerald with Collar (AISI 304)



Item Code	Size in mm	Size in Inches	Item Weight	M.R.P. in ₹
16-0338-27	127 x 127mm	5" x 5"	385 gms.	2182/-
16-0338-28	150 x 150mm	6" x 6"	490 gms.	2579/-
16-0338-30 (with Hole)	150 x 150mm	6" x 6"	480 gms.	2579/-

(with S.S. Cockroach Trap)

Emerald Flat Cut (AISI 304)



Item Code	Size in mm	Size in Inches	Item Weight	M.R.P. in ₹
16-0338-04	127 x 127mm	5" x 5"	370 gms.	2182/-
16-0338-05	150 x 150mm	6" x 6"	475 gms.	2579/-
16-0338-06 (with Hole)	150 x 150mm	6" x 6"	465 gms.	2579/-

(with S.S. Cockroach Trap)

COCKROACH TRAP - SQUARE PRIME BLACK



Sapphire with Collar (AISI 304)



Item Code	Size in mm	Size in Inches	Item Weight	M.R.P. in ₹
16-0338-31	127 x 127mm	5" x 5"	400 gms.	2182/-
16-0338-32	150 x 150mm	6" x 6"	485 gms.	2579/-
16-0338-33 (with Hole)	127 x 127mm	5" x 5"	385 gms.	2182/-
16-0338-34 (with Hole)	150 x 150mm	6" x 6"	475 gms.	2579/-

(with S.S. Cockroach Trap)

Sapphire Flat Cut (AISI 304)



Item Code	Size in mm	Size in Inches	Item Weight	M.R.P. in ₹
16-0338-07	127 x 127mm	5" x 5"	380 gms.	2182/-
16-0338-08	150 x 150mm	6" x 6"	470 gms.	2579/-
16-0338-09 (with Hole)	127 x 127mm	5" x 5"	370 gms.	2182/-
16-0338-10 (with Hole)	150 x 150mm	6" x 6"	460 gms.	2579/-

(with S.S. Cockroach Trap)

Pearl with Collar (AISI 304)



Item Code	Size in mm	Size in Inches	Item Weight	M.R.P. in ₹
16-0338-35	127 x 127mm	5" x 5"	390 gms.	2182/-
16-0338-36	150 x 150mm	6" x 6"	490 gms.	2579/-

(with S.S. Cockroach Trap)

Pearl Flat Cut (AISI 304)



Item Code	Size in mm	Size in Inches	Item Weight	M.R.P. in ₹
16-0338-11	127 x 127mm	5" x 5"	385 gms.	2182/-
16-0338-12	150 x 150mm	6" x 6"	475 gms.	2579/-

(with S.S. Cockroach Trap)

COCKROACH TRAP - SQUARE PRIME BLACK



Ruby with Collar (AISI 304)



Item Code	Size in mm	Size in Inches	Item Weight	M.R.P. in ₹
16-0338-37	127 x 127mm	5" x 5"	385 gms.	2182/-
16-0338-38	150 x 150mm	6" x 6"	490 gms.	2579/-
16-0338-39 (with Hole)	127 x 127mm	5" x 5"	385 gms.	2182/-
16-0338-40 (with Hole)	150 x 150mm	6" x 6"	490 gms.	2579/-

(with S.S. Cockroach Trap)

Ruby Flat Cut (AISI 304)



Item Code	Size in mm	Size in Inches	Item Weight	M.R.P. in ₹
16-0338-13	127 x 127mm	5" x 5"	370 gms.	2182/-
16-0338-14	150 x 150mm	6" x 6"	475 gms.	2579/-
16-0338-15 (with Hole)	127 x 127mm	5" x 5"	365 gms.	2182/-
16-0338-16 (with Hole)	150 x 150mm	6" x 6"	465 gms.	2579/-

(with S.S. Cockroach Trap)

Opal with Collar (AISI 304)



Item Code	Size in mm	Size in Inches	Item Weight	M.R.P. in ₹
16-0338-41	127 x 127mm	5" x 5"	375 gms.	2182/-
16-0338-42	150 x 150mm	6" x 6"	475 gms.	2579/-
16-0338-44 (with Hole)	150 x 150mm	6" x 6"	465 gms.	2579/-

(with S.S. Cockroach Trap)

Opal Flat Cut (AISI 304)



Item Code	Size in mm	Size in Inches	Item Weight	M.R.P. in ₹
16-0338-17	127 x 127mm	5" x 5"	385 gms.	2182/-
16-0338-18	150 x 150mm	6" x 6"	475 gms.	2579/-
16-0338-19 (with Hole)	150 x 150mm	6" x 6"	465 gms.	2579/-

(with S.S. Cockroach Trap)



UPTO
10
YEARS
WARRANTY



PREVENT PESTS



AISI 304
STAINLESS STEEL



SUPERIOR DRAINAGE



CORROSION AND
RUST RESISTANT



ANTI-CLOGGING
& ANTI-ODOUR



EASY TO CLEAN

LINEAR SHOWER DRAIN CHANNELS with Cockroach Trap & Side Hole



MADE IN INDIA

SHOWER DRAIN CHANNEL-WAVE (AISI 304-18/8)



3" (75mm) Width



Item Code	Size (LxWxH)mm	Length (Inches)	Item Weight	M.R.P. in ₹
16-0101-01	300 x 75 x 30mm	12"	680 gms.	2595/-
16-0101-02	450 x 75 x 30mm	18"	1 Kgs.	3133/-
16-0101-03	600 x 75 x 30mm	24"	1.300 Kgs.	3728/-
16-0101-04	800 x 75 x 30mm	32"	1.700 Kgs.	4593/-
16-0101-05	900 x 75 x 30mm	36"	2 Kgs.	4945/-
16-0101-06	1000 x 75 x 30mm	40"	2.200 Kgs.	5283/-
16-0101-07	1200 x 75 x 30mm	48"	2.840 Kgs.	6010/-

3" width shower drain channel available without collar only.

4" (100mm) Width



Item Code	Size (LxWxH)mm	Length (Inches)	Item Weight	M.R.P. in ₹
16-0101-08	300 x 100 x 30mm	12"	790 gms.	2691/-
16-0101-09	450 x 100 x 30mm	18"	1.100 Kgs.	3250/-
16-0101-10	600 x 100 x 30mm	24"	1.500 Kgs.	3913/-
16-0101-11	800 x 100 x 30mm	32"	2 Kgs.	4883/-
16-0101-12	900 x 100 x 30mm	36"	2.110 Kgs.	5195/-
16-0101-13	1000 x 100 x 30mm	40"	2.500 Kgs.	5568/-
16-0101-14	1200 x 100 x 30mm	48"	3 Kgs.	6430/-

4" width shower drain channel available with collar only.

5" (125mm) Width



Item Code	Size (LxWxH)mm	Length (Inches)	Item Weight	M.R.P. in ₹
16-0101-15	300 x 125 x 30mm	12"	900 gms.	2869/-
16-0101-16	450 x 125 x 30mm	18"	1.300 Kgs.	3553/-
16-0101-17	600 x 125 x 30mm	24"	1.750 Kgs.	4218/-
16-0101-18	800 x 125 x 30mm	32"	2.250 Kgs.	5183/-
16-0101-19	900 x 125 x 30mm	36"	2.500 Kgs.	5668/-
16-0101-20	1000 x 125 x 30mm	40"	2.800 Kgs.	6175/-
16-0101-21	1200 x 125 x 30mm	48"	3.300 Kgs.	7173/-

5" width shower drain channel available with collar only.

SHOWER DRAIN CHANNEL-WAVE YELLOW GOLD (AISI 304-18/8)

3" (75mm) Width



Item Code	Size (LxWxH)mm	Length (Inches)	Item Weight	M.R.P. in ₹
16-0115-01	300 x 75 x 30mm	12"	680 gms.	4643/-
16-0115-02	450 x 75 x 30mm	18"	1 Kgs.	5590/-
16-0115-03	600 x 75 x 30mm	24"	1.300 Kgs.	6582/-
16-0115-04	800 x 75 x 30mm	32"	1.700 Kgs.	7858/-
16-0115-05	900 x 75 x 30mm	36"	2 Kgs.	8614/-
16-0115-06	1000 x 75 x 30mm	40"	2.200 Kgs.	9356/-
16-0115-07	1200 x 75 x 30mm	48"	2.840 Kgs.	10435/-

3" width shower drain channel available without collar only.

4" (100mm) Width



Item Code	Size (LxWxH)mm	Length (Inches)	Item Weight	M.R.P. in ₹
16-0115-08	300 x 100 x 30mm	12"	790 gms.	4737/-
16-0115-09	450 x 100 x 30mm	18"	1.100 Kgs.	5703/-
16-0115-10	600 x 100 x 30mm	24"	1.500 Kgs.	6761/-
16-0115-11	800 x 100 x 30mm	32"	2 Kgs.	8143/-
16-0115-12	900 x 100 x 30mm	36"	2.110 Kgs.	8858/-
16-0115-13	1000 x 100 x 30mm	40"	2.500 Kgs.	9632/-
16-0115-14	1200 x 100 x 30mm	48"	3 Kgs.	10845/-

4" width shower drain channel available with collar only.

5" (125mm) Width



Item Code	Size (LxWxH)mm	Length (Inches)	Item Weight	M.R.P. in ₹
16-0115-15	300 x 125 x 30mm	12"	900 gms.	4919/-
16-0115-16	450 x 125 x 30mm	18"	1.300 Kgs.	6000/-
16-0115-17	600 x 125 x 30mm	24"	1.750 Kgs.	7082/-
16-0115-18	800 x 125 x 30mm	32"	2.250 Kgs.	8437/-
16-0115-19	900 x 125 x 30mm	36"	2.500 Kgs.	9322/-
16-0115-20	1000 x 125 x 30mm	40"	2.800 Kgs.	10227/-
16-0115-21	1200 x 125 x 30mm	48"	3.300 Kgs.	11574/-

5" width shower drain channel available with collar only.

SHOWER DRAIN CHANNEL-WAVE ANTIQUE COPPER (AISI 304-18/8)



3" (75mm) Width



Item Code	Size (LxWxH)mm	Length (Inches)	Item Weight	M.R.P. in ₹
16-0123-01	300 x 75 x 30mm	12"	680 gms.	4643/-
16-0123-02	450 x 75 x 30mm	18"	1 Kgs.	5590/-
16-0123-03	600 x 75 x 30mm	24"	1.300 Kgs.	6582/-
16-0123-04	800 x 75 x 30mm	32"	1.700 Kgs.	7858/-
16-0123-05	900 x 75 x 30mm	36"	2 Kgs.	8614/-
16-0123-06	1000 x 75 x 30mm	40"	2.200 Kgs.	9356/-
16-0123-07	1200 x 75 x 30mm	48"	2.840 Kgs.	10435/-

3" width shower drain channel available without collar only.

4" (100mm) Width



Item Code	Size (LxWxH)mm	Length (Inches)	Item Weight	M.R.P. in ₹
16-0123-08	300 x 100 x 30mm	12"	790 gms.	4737/-
16-0123-09	450 x 100 x 30mm	18"	1.100 Kgs.	5703/-
16-0123-10	600 x 100 x 30mm	24"	1.500 Kgs.	6761/-
16-0123-11	800 x 100 x 30mm	32"	2 Kgs.	8143/-
16-0123-12	900 x 100 x 30mm	36"	2.110 Kgs.	8858/-
16-0123-13	1000 x 100 x 30mm	40"	2.500 Kgs.	9632/-
16-0123-14	1200 x 100 x 30mm	48"	3 Kgs.	10845/-

4" width shower drain channel available with collar only.

5" (125mm) Width



Item Code	Size (LxWxH)mm	Length (Inches)	Item Weight	M.R.P. in ₹
16-0123-15	300 x 125 x 30mm	12"	900 gms.	4919/-
16-0123-16	450 x 125 x 30mm	18"	1.300 Kgs.	6000/-
16-0123-17	600 x 125 x 30mm	24"	1.750 Kgs.	7082/-
16-0123-18	800 x 125 x 30mm	32"	2.250 Kgs.	8437/-
16-0123-19	900 x 125 x 30mm	36"	2.500 Kgs.	9322/-
16-0123-20	1000 x 125 x 30mm	40"	2.800 Kgs.	10227/-
16-0123-21	1200 x 125 x 30mm	48"	3.300 Kgs.	11574/-

5" width shower drain channel available with collar only.

SHOWER DRAIN CHANNEL-WAVE BLACK (AISI 304-18/8)

3" (75mm) Width



Item Code	Size (LxWxH)mm	Length (Inches)	Item Weight	M.R.P. in ₹
16-0131-01	300 x 75 x 30mm	12"	680 gms.	5177/-
16-0131-02	450 x 75 x 30mm	18"	1 Kgs.	6224/-
16-0131-03	600 x 75 x 30mm	24"	1.300 Kgs.	7319/-
16-0131-04	800 x 75 x 30mm	32"	1.700 Kgs.	8924/-
16-0131-05	900 x 75 x 30mm	36"	2 Kgs.	10027/-
16-0131-06	1000 x 75 x 30mm	40"	2.200 Kgs.	10869/-
16-0131-07	1200 x 75 x 30mm	48"	2.840 Kgs.	13179/-

3" width shower drain channel available without collar only.

4" (100mm) Width



Item Code	Size (LxWxH)mm	Length (Inches)	Item Weight	M.R.P. in ₹
16-0131-08	300 x 100 x 30mm	12"	790 gms.	5332/-
16-0131-09	450 x 100 x 30mm	18"	1.100 Kgs.	6503/-
16-0131-10	600 x 100 x 30mm	24"	1.500 Kgs.	7724/-
16-0131-11	800 x 100 x 30mm	32"	2 Kgs.	9964/-
16-0131-12	900 x 100 x 30mm	36"	2.110 Kgs.	10558/-
16-0131-13	1000 x 100 x 30mm	40"	2.500 Kgs.	11927/-
16-0131-14	1200 x 100 x 30mm	48"	3 Kgs.	14000/-

4" width shower drain channel available with collar only.

5" (125mm) Width



Item Code	Size (LxWxH)mm	Length (Inches)	Item Weight	M.R.P. in ₹
16-0131-15	300 x 125 x 30mm	12"	900 gms.	5574/-
16-0131-16	450 x 125 x 30mm	18"	1.300 Kgs.	6900/-
16-0131-17	600 x 125 x 30mm	24"	1.750 Kgs.	8679/-
16-0131-18	800 x 125 x 30mm	32"	2.250 Kgs.	10916/-
16-0131-19	900 x 125 x 30mm	36"	2.500 Kgs.	12024/-
16-0131-20	1000 x 125 x 30mm	40"	2.800 Kgs.	13279/-
16-0131-21	1200 x 125 x 30mm	48"	3.300 Kgs.	15508/-

5" width shower drain channel available with collar only.



UPTO
10
YEARS
WARRANTY



AISI 304
STAINLESS STEEL



CORROSION AND
RUST RESISTANT



EASY TO CLEAN



PREVENT PESTS



SUPERIOR DRAINAGE



ANTI-CLOGGING
& ANTI-ODOUR

Equipped with a
Tray enabling
**VOLUMINOUS
DRAINAGE**

2" (51mm) Width



Item Code	Size (LxWxH)mm	Length (Inches)	Item Weight	M.R.P. in ₹
16-0111-22	300 x 51 x 30mm	12"	550 gms.	2195/-
16-0111-23	450 x 51 x 30mm	18"	830 gms.	2720/-
16-0111-24	600 x 51 x 30mm	24"	1.100 Kgs.	3230/-
16-0111-25	800 x 51 x 30mm	32"	1.475 Kgs.	3930/-
16-0111-26	900 x 51 x 30mm	36"	1.650 Kgs.	4300/-
16-0111-27	1000 x 51 x 30mm	40"	1.845 Kgs.	4650/-

SHOWER DRAIN CHANNEL-PALO (AISI 304-18/8)



3" (75mm) Width



Item Code	Size (LxWxH)mm	Length (Inches)	Item Weight	M.R.P. in ₹
16-0111-01	300 x 75 x 30mm	12"	680 gms.	2595/-
16-0111-02	450 x 75 x 30mm	18"	1 Kgs.	3133/-
16-0111-03	600 x 75 x 30mm	24"	1.300 Kgs.	3728/-
16-0111-04	800 x 75 x 30mm	32"	1.700 Kgs.	4593/-
16-0111-05	900 x 75 x 30mm	36"	2 Kgs.	4945/-
16-0111-06	1000 x 75 x 30mm	40"	2.200 Kgs.	5283/-
16-0111-19	1200 x 75 x 30mm	48"	2.640 Kgs.	6010/-

3" width shower drain channel available without collar only.

4" (100mm) Width



Item Code	Size (LxWxH)mm	Length (Inches)	Item Weight	M.R.P. in ₹
16-0111-07	300 x 100 x 30mm	12"	790 gms.	2691/-
16-0111-08	450 x 100 x 30mm	18"	1.100 Kgs.	3250/-
16-0111-09	600 x 100 x 30mm	24"	1.500 Kgs.	3913/-
16-0111-10	800 x 100 x 30mm	32"	2 Kgs.	4883/-
16-0111-11	900 x 100 x 30mm	36"	2.110 Kgs.	5195/-
16-0111-12	1000 x 100 x 30mm	40"	2.500 Kgs.	5568/-
16-0111-20	1200 x 100 x 30mm	48"	3 Kgs.	6430/-

4" width shower drain channel available with collar only.

5" (125mm) Width



Item Code	Size (LxWxH)mm	Length (Inches)	Item Weight	M.R.P. in ₹
16-0111-13	300 x 125 x 30mm	12"	900 gms.	2869/-
16-0111-14	450 x 125 x 30mm	18"	1.300 Kgs.	3553/-
16-0111-15	600 x 125 x 30mm	24"	1.750 Kgs.	4218/-
16-0111-16	800 x 125 x 30mm	32"	2.250 Kgs.	5183/-
16-0111-17	900 x 125 x 30mm	36"	2.500 Kgs.	5668/-
16-0111-18	1000 x 125 x 30mm	40"	2.800 Kgs.	6175/-
16-0111-21	1200 x 125 x 30mm	48"	3.300 Kgs.	7173/-

5" width shower drain channel available with collar only.

UPTO
10
YEARS
WARRANTY

Seamless
Integration
with **Floors**



AISI 304
STAINLESS STEEL



CORROSION AND
RUST RESISTANT



EASY TO CLEAN



PREVENT PESTS



SUPERIOR DRAINAGE



ANTI-CLOGGING
& ANTI-ODOUR

2" (51mm) Width



Item Code	Size (LxWxH)mm	Length (Inches)	Item Weight	M.R.P. in ₹
16-0116-22	300 x 51 x 30mm	12"	550 gms.	4156/-
16-0116-23	450 x 51 x 30mm	18"	830 gms.	5029/-
16-0116-24	600 x 51 x 30mm	24"	1.100 Kgs.	5929/-
16-0116-25	800 x 51 x 30mm	32"	1.475 Kgs.	6987/-
16-0116-26	900 x 51 x 30mm	36"	1.650 Kgs.	7737/-
16-0116-27	1000 x 51 x 30mm	40"	1.845 Kgs.	8469/-

SHOWER DRAIN CHANNEL-PALO YELLOW GOLD (AISI 304-18/8)

3" (75mm) Width



Item Code	Size (LxWxH)mm	Length (Inches)	Item Weight	M.R.P. in ₹
16-0116-01	300 x 75 x 30mm	12"	680 gms.	4643/-
16-0116-02	450 x 75 x 30mm	18"	1 Kgs.	5590/-
16-0116-03	600 x 75 x 30mm	24"	1.300 Kgs.	6582/-
16-0116-04	800 x 75 x 30mm	32"	1.700 Kgs.	7858/-
16-0116-05	900 x 75 x 30mm	36"	2 Kgs.	8614/-
16-0116-06	1000 x 75 x 30mm	40"	2.200 Kgs.	9356/-
16-0116-07	1200 x 75 x 30mm	48"	2.640 Kgs.	10435/-

3" width shower drain channel available without collar only.

4" (100mm) Width



Item Code	Size (LxWxH)mm	Length (Inches)	Item Weight	M.R.P. in ₹
16-0116-08	300 x 100 x 30mm	12"	790 gms.	4737/-
16-0116-09	450 x 100 x 30mm	18"	1.100 Kgs.	5703/-
16-0116-10	600 x 100 x 30mm	24"	1.500 Kgs.	6761/-
16-0116-11	800 x 100 x 30mm	32"	2 Kgs.	8143/-
16-0116-12	900 x 100 x 30mm	36"	2.110 Kgs.	8858/-
16-0116-13	1000 x 100 x 30mm	40"	2.500 Kgs.	9632/-
16-0116-14	1200 x 100 x 30mm	48"	3 Kgs.	10845/-

4" width shower drain channel available with collar only.

5" (125mm) Width




Item Code	Size (LxWxH)mm	Length (Inches)	Item Weight	M.R.P. in ₹
16-0116-15	300 x 125 x 30mm	12"	900 gms.	4919/-
16-0116-16	450 x 125 x 30mm	18"	1.300 Kgs.	6000/-
16-0116-17	600 x 125 x 30mm	24"	1.750 Kgs.	7082/-
16-0116-18	800 x 125 x 30mm	32"	2.250 Kgs.	8437/-
16-0116-19	900 x 125 x 30mm	36"	2.500 Kgs.	9322/-
16-0116-20	1000 x 125 x 30mm	40"	2.800 Kgs.	10227/-
16-0116-21	1200 x 125 x 30mm	48"	3.300 Kgs.	11574/-

5" width shower drain channel available with collar only.



Continuous & Sleek Looks

2" (51mm) Width



Item Code	Size (LxWxH)mm	Length (Inches)	Item Weight	M.R.P. in ₹
16-0124-22	300 x 51 x 30mm	12"	550 gms.	4156/-
16-0124-23	450 x 51 x 30mm	18"	830 gms.	5029/-
16-0124-24	600 x 51 x 30mm	24"	1.100 Kgs.	5929/-
16-0124-25	800 x 51 x 30mm	32"	1.475 Kgs.	6987/-
16-0124-26	900 x 51 x 30mm	36"	1.650 Kgs.	7737/-
16-0124-27	1000 x 51 x 30mm	40"	1.845 Kgs.	8469/-

SHOWER DRAIN CHANNEL-PALO ANTIQUE COPPER (AISI 304-18/8)



3" (75mm) Width



Item Code	Size (LxWxH)mm	Length (Inches)	Item Weight	M.R.P. in ₹
16-0124-01	300 x 75 x 30mm	12"	680 gms.	4643/-
16-0124-02	450 x 75 x 30mm	18"	1 Kgs.	5590/-
16-0124-03	600 x 75 x 30mm	24"	1.300 Kgs.	6582/-
16-0124-04	800 x 75 x 30mm	32"	1.700 Kgs.	7858/-
16-0124-05	900 x 75 x 30mm	36"	2 Kgs.	8614/-
16-0124-06	1000 x 75 x 30mm	40"	2.200 Kgs.	9356/-
16-0124-07	1200 x 75 x 30mm	48"	2.840 Kgs.	10435/-

3" width shower drain channel available without collar only.

4" (100mm) Width



Item Code	Size (LxWxH)mm	Length (Inches)	Item Weight	M.R.P. in ₹
16-0124-08	300 x 100 x 30mm	12"	790 gms.	4737/-
16-0124-09	450 x 100 x 30mm	18"	1.100 Kgs.	5703/-
16-0124-10	600 x 100 x 30mm	24"	1.500 Kgs.	6761/-
16-0124-11	800 x 100 x 30mm	32"	2 Kgs.	8143/-
16-0124-12	900 x 100 x 30mm	36"	2.110 Kgs.	8858/-
16-0124-13	1000 x 100 x 30mm	40"	2.500 Kgs.	9632/-
16-0124-14	1200 x 100 x 30mm	48"	3 Kgs.	10845/-

4" width shower drain channel available with collar only.

5" (125mm) Width



Item Code	Size (LxWxH)mm	Length (Inches)	Item Weight	M.R.P. in ₹
16-0124-15	300 x 125 x 30mm	12"	900 gms.	4919/-
16-0124-16	450 x 125 x 30mm	18"	1.300 Kgs.	6000/-
16-0124-17	600 x 125 x 30mm	24"	1.750 Kgs.	7082/-
16-0124-18	800 x 125 x 30mm	32"	2.250 Kgs.	8437/-
16-0124-19	900 x 125 x 30mm	36"	2.500 Kgs.	9322/-
16-0124-20	1000 x 125 x 30mm	40"	2.800 Kgs.	10227/-
16-0124-21	1200 x 125 x 30mm	48"	3.300 Kgs.	11574/-

5" width shower drain channel available with collar only.



UPTO
10
YEARS
WARRANTY



AISI 304
STAINLESS STEEL



CORROSION AND
RUST RESISTANT



EASY TO CLEAN



PREVENT PESTS



SUPERIOR DRAINAGE



ANTI-CLOGGING
& ANTI-ODOUR

2" (51mm) Width



Item Code	Size (LxWxH)mm	Length (Inches)	Item Weight	M.R.P. in ₹
16-0132-22	300 x 51 x 30mm	12"	550 gms.	4687/-
16-0132-23	450 x 51 x 30mm	18"	830 gms.	5664/-
16-0132-24	600 x 51 x 30mm	24"	1.100 Kgs.	6666/-
16-0132-25	800 x 51 x 30mm	32"	1.475 Kgs.	8050/-
16-0132-26	900 x 51 x 30mm	36"	1.650 Kgs.	9150/-
16-0132-27	1000 x 51 x 30mm	40"	1.845 Kgs.	9985/-

SHOWER DRAIN CHANNEL-PALO BLACK (AISI 304-18/8)

3" (75mm) Width



Item Code	Size (LxWxH)mm	Length (Inches)	Item Weight	M.R.P. in ₹
16-0132-01	300 x 75 x 30mm	12"	680 gms.	5177/-
16-0132-02	450 x 75 x 30mm	18"	1 Kgs.	6224/-
16-0132-03	600 x 75 x 30mm	24"	1.300 Kgs.	7319/-
16-0132-04	800 x 75 x 30mm	32"	1.700 Kgs.	8924/-
16-0132-05	900 x 75 x 30mm	36"	2 Kgs.	10027/-
16-0132-06	1000 x 75 x 30mm	40"	2.200 Kgs.	10869/-
16-0132-07	1200 x 75 x 30mm	48"	2.840 Kgs.	13179/-

3" width shower drain channel available without collar only.

4" (100mm) Width



Item Code	Size (LxWxH)mm	Length (Inches)	Item Weight	M.R.P. in ₹
16-0132-08	300 x 100 x 30mm	12"	790 gms.	5332/-
16-0132-09	450 x 100 x 30mm	18"	1.100 Kgs.	6503/-
16-0132-10	600 x 100 x 30mm	24"	1.500 Kgs.	7724/-
16-0132-11	800 x 100 x 30mm	32"	2 Kgs.	9964/-
16-0132-12	900 x 100 x 30mm	36"	2.110 Kgs.	10558/-
16-0132-13	1000 x 100 x 30mm	40"	2.500 Kgs.	11927/-
16-0132-14	1200 x 100 x 30mm	48"	3 Kgs.	14000/-

4" width shower drain channel available with collar only.

5" (125mm) Width



Item Code	Size (LxWxH)mm	Length (Inches)	Item Weight	M.R.P. in ₹
16-0132-15	300 x 125 x 30mm	12"	900 gms.	5574/-
16-0132-16	450 x 125 x 30mm	18"	1.300 Kgs.	6900/-
16-0132-17	600 x 125 x 30mm	24"	1.750 Kgs.	8679/-
16-0132-18	800 x 125 x 30mm	32"	2.250 Kgs.	10916/-
16-0132-19	900 x 125 x 30mm	36"	2.500 Kgs.	12024/-
16-0132-20	1000 x 125 x 30mm	40"	2.800 Kgs.	13279/-
16-0132-21	1200 x 125 x 30mm	48"	3.300 Kgs.	15508/-

5" width shower drain channel available with collar only.



AISI 304
STAINLESS STEEL



CORROSION AND
RUST RESISTANT



EASY TO CLEAN



PREVENT PESTS



SUPERIOR DRAINAGE



ANTI-CLOGGING
& ANTI-ODOUR

UPTO
10
YEARS
WARRANTY



SHOWER DRAIN CHANNEL-VERTICAL (AISI 304-18/8)

3" (75mm) Width



Item Code	Size (LxWxH)mm	Length (Inches)	Item Weight	M.R.P. in ₹
16-0112-01	300 x 75 x 30mm	12"	680 gms.	2595/-
16-0112-02	450 x 75 x 30mm	18"	1 Kgs.	3133/-
16-0112-03	600 x 75 x 30mm	24"	1.300 Kgs.	3728/-
16-0112-04	800 x 75 x 30mm	32"	1.700 Kgs.	4593/-
16-0112-05	900 x 75 x 30mm	36"	2 Kgs.	4945/-
16-0112-06	1000 x 75 x 30mm	40"	2.200 Kgs.	5283/-
16-0112-19	1200 x 75 x 30mm	48"	2.640 Kgs.	6010/-

3" width shower drain channel available without collar only.

4" (100mm) Width



Item Code	Size (LxWxH)mm	Length (Inches)	Item Weight	M.R.P. in ₹
16-0112-07	300 x 100 x 30mm	12"	790 gms.	2691/-
16-0112-08	450 x 100 x 30mm	18"	1.100 Kgs.	3250/-
16-0112-09	600 x 100 x 30mm	24"	1.500 Kgs.	3913/-
16-0112-10	800 x 100 x 30mm	32"	2 Kgs.	4883/-
16-0112-11	900 x 100 x 30mm	36"	2.110 Kgs.	5195/-
16-0112-12	1000 x 100 x 30mm	40"	2.500 Kgs.	5568/-
16-0112-20	1200 x 100 x 30mm	48"	3 Kgs.	6430/-

4" width shower drain channel available with collar only.

5" (125mm) Width



Item Code	Size (LxWxH)mm	Length (Inches)	Item Weight	M.R.P. in ₹
16-0112-13	300 x 125 x 30mm	12"	900 gms.	2869/-
16-0112-14	450 x 125 x 30mm	18"	1.300 Kgs.	3553/-
16-0112-15	600 x 125 x 30mm	24"	1.750 Kgs.	4218/-
16-0112-16	800 x 125 x 30mm	32"	2.250 Kgs.	5183/-
16-0112-17	900 x 125 x 30mm	36"	2.500 Kgs.	5668/-
16-0112-18	1000 x 125 x 30mm	40"	2.800 Kgs.	6175/-
16-0112-21	1200 x 125 x 30mm	48"	3.300 Kgs.	7173/-

5" width shower drain channel available with collar only.

SHOWER DRAIN CHANNEL-VERTICAL YELLOW GOLD (AISI 304-18/8)



3" (75mm) Width



Item Code	Size (LxWxH)mm	Length (Inches)	Item Weight	M.R.P. in ₹
16-0117-01	300 x 75 x 30mm	12"	680 gms.	4643/-
16-0117-02	450 x 75 x 30mm	18"	1 Kgs.	5590/-
16-0117-03	600 x 75 x 30mm	24"	1.300 Kgs.	6582/-
16-0117-04	800 x 75 x 30mm	32"	1.700 Kgs.	7858/-
16-0117-05	900 x 75 x 30mm	36"	2 Kgs.	8614/-
16-0117-06	1000 x 75 x 30mm	40"	2.200 Kgs.	9356/-
16-0117-07	1200 x 75 x 30mm	48"	2.640 Kgs.	10435/-

3" width shower drain channel available without collar only.

4" (100mm) Width



Item Code	Size (LxWxH)mm	Length (Inches)	Item Weight	M.R.P. in ₹
16-0117-08	300 x 100 x 30mm	12"	790 gms.	4737/-
16-0117-09	450 x 100 x 30mm	18"	1.100 Kgs.	5703/-
16-0117-10	600 x 100 x 30mm	24"	1.500 Kgs.	6761/-
16-0117-11	800 x 100 x 30mm	32"	2 Kgs.	8143/-
16-0117-12	900 x 100 x 30mm	36"	2.110 Kgs.	8858/-
16-0117-13	1000 x 100 x 30mm	40"	2.500 Kgs.	9632/-
16-0117-14	1200 x 100 x 30mm	48"	3 Kgs.	10845/-

4" width shower drain channel available with collar only.

5" (125mm) Width



Item Code	Size (LxWxH)mm	Length (Inches)	Item Weight	M.R.P. in ₹
16-0117-15	300 x 125 x 30mm	12"	900 gms.	4919/-
16-0117-16	450 x 125 x 30mm	18"	1.300 Kgs.	6000/-
16-0117-17	600 x 125 x 30mm	24"	1.750 Kgs.	7082/-
16-0117-18	800 x 125 x 30mm	32"	2.250 Kgs.	8437/-
16-0117-19	900 x 125 x 30mm	36"	2.500 Kgs.	9322/-
16-0117-20	1000 x 125 x 30mm	40"	2.800 Kgs.	10227/-
16-0117-21	1200 x 125 x 30mm	48"	3.300 Kgs.	11574/-

5" width shower drain channel available with collar only.

SHOWER DRAIN CHANNEL-VERTICAL ANTIQUE COPPER (AISI 304-18/8)



3" (75mm) Width



Item Code	Size (LxWxH)mm	Length (Inches)	Item Weight	M.R.P. in ₹
16-0125-01	300 x 75 x 30mm	12"	680 gms.	4643/-
16-0125-02	450 x 75 x 30mm	18"	1 Kgs.	5590/-
16-0125-03	600 x 75 x 30mm	24"	1.300 Kgs.	6582/-
16-0125-04	800 x 75 x 30mm	32"	1.700 Kgs.	7858/-
16-0125-05	900 x 75 x 30mm	36"	2 Kgs.	8614/-
16-0125-06	1000 x 75 x 30mm	40"	2.200 Kgs.	9356/-
16-0125-07	1200 x 75 x 30mm	48"	2.840 Kgs.	10435/-

3" width shower drain channel available without collar only.

4" (100mm) Width



Item Code	Size (LxWxH)mm	Length (Inches)	Item Weight	M.R.P. in ₹
16-0125-08	300 x 100 x 30mm	12"	790 gms.	4737/-
16-0125-09	450 x 100 x 30mm	18"	1.100 Kgs.	5703/-
16-0125-10	600 x 100 x 30mm	24"	1.500 Kgs.	6761/-
16-0125-11	800 x 100 x 30mm	32"	2 Kgs.	8143/-
16-0125-12	900 x 100 x 30mm	36"	2.110 Kgs.	8858/-
16-0125-13	1000 x 100 x 30mm	40"	2.500 Kgs.	9632/-
16-0125-14	1200 x 100 x 30mm	48"	3 Kgs.	10845/-

4" width shower drain channel available with collar only.

5" (125mm) Width



Item Code	Size (LxWxH)mm	Length (Inches)	Item Weight	M.R.P. in ₹
16-0125-15	300 x 125 x 30mm	12"	900 gms.	4919/-
16-0125-16	450 x 125 x 30mm	18"	1.300 Kgs.	6000/-
16-0125-17	600 x 125 x 30mm	24"	1.750 Kgs.	7082/-
16-0125-18	800 x 125 x 30mm	32"	2.250 Kgs.	8437/-
16-0125-19	900 x 125 x 30mm	36"	2.500 Kgs.	9322/-
16-0125-20	1000 x 125 x 30mm	40"	2.800 Kgs.	10227/-
16-0125-21	1200 x 125 x 30mm	48"	3.300 Kgs.	11574/-

5" width shower drain channel available with collar only.

SHOWER DRAIN CHANNEL-VERTICAL BLACK (AISI 304-18/8)



3" (75mm) Width



Item Code	Size (LxWxH)mm	Length (Inches)	Item Weight	M.R.P. in ₹
16-0133-01	300 x 75 x 30mm	12"	680 gms.	5177/-
16-0133-02	450 x 75 x 30mm	18"	1 Kgs.	6224/-
16-0133-03	600 x 75 x 30mm	24"	1.300 Kgs.	7319/-
16-0133-04	800 x 75 x 30mm	32"	1.700 Kgs.	8924/-
16-0133-05	900 x 75 x 30mm	36"	2 Kgs.	10027/-
16-0133-06	1000 x 75 x 30mm	40"	2.200 Kgs.	10869/-
16-0133-07	1200 x 75 x 30mm	48"	2.840 Kgs.	13179/-

3" width shower drain channel available without collar only.

4" (100mm) Width



Item Code	Size (LxWxH)mm	Length (Inches)	Item Weight	M.R.P. in ₹
16-0133-08	300 x 100 x 30mm	12"	790 gms.	5332/-
16-0133-09	450 x 100 x 30mm	18"	1.100 Kgs.	6503/-
16-0133-10	600 x 100 x 30mm	24"	1.500 Kgs.	7724/-
16-0133-11	800 x 100 x 30mm	32"	2 Kgs.	9964/-
16-0133-12	900 x 100 x 30mm	36"	2.110 Kgs.	10558/-
16-0133-13	1000 x 100 x 30mm	40"	2.500 Kgs.	11927/-
16-0133-14	1200 x 100 x 30mm	48"	3 Kgs.	14000/-

4" width shower drain channel available with collar only.

5" (125mm) Width



Item Code	Size (LxWxH)mm	Length (Inches)	Item Weight	M.R.P. in ₹
16-0133-15	300 x 125 x 30mm	12"	900 gms.	5574/-
16-0133-16	450 x 125 x 30mm	18"	1.300 Kgs.	6900/-
16-0133-17	600 x 125 x 30mm	24"	1.750 Kgs.	8679/-
16-0133-18	800 x 125 x 30mm	32"	2.250 Kgs.	10916/-
16-0133-19	900 x 125 x 30mm	36"	2.500 Kgs.	12024/-
16-0133-20	1000 x 125 x 30mm	40"	2.800 Kgs.	13279/-
16-0133-21	1200 x 125 x 30mm	48"	3.300 Kgs.	15508/-

5" width shower drain channel available with collar only.

UPTO
10
YEARS
WARRANTY



AISI 304
STAINLESS STEEL



CORROSION AND
RUST RESISTANT



EASY TO CLEAN



PREVENT PESTS



SUPERIOR DRAINAGE



ANTI-CLOGGING
& ANTI-ODOUR

**MARBLE-INSERT
SHOWER DRAIN CHANNELS
SPECIALLY DESIGNED
FOR 21MM MARBLE**

2" (51mm) Width



Item Code	Size (LxWxH)mm	Length (Inches)	Item Weight	M.R.P. in ₹
16-0202-22	300 x 51 x 30mm	12"	475 gms.	2125/-
16-0202-23	450 x 51 x 30mm	18"	710 gms.	2608/-
16-0202-24	600 x 51 x 30mm	24"	950 gms.	3070/-
16-0202-25	800 x 51 x 30mm	32"	1.260 Kgs.	3735/-
16-0202-26	900 x 51 x 30mm	36"	1.420 Kgs.	4068/-
16-0202-27	1000 x 51 x 30mm	40"	1.575 Kgs.	4405/-

SHOWER DRAIN CHANNEL-MARBLE INSERT (AISI 304-18/8)

(For 21mm Marble)



3" (75mm) Width



Item Code	Size (LxWxH)mm	Length (Inches)	Item Weight	M.R.P. in ₹
16-0202-01	300 x 75 x 30mm	12"	690 gms.	2656/-
16-0202-02	450 x 75 x 30mm	18"	960 gms.	3243/-
16-0202-03	600 x 75 x 30mm	24"	1.300 Kgs.	3858/-
16-0202-04	800 x 75 x 30mm	32"	1.720 Kgs.	4803/-
16-0202-05	900 x 75 x 30mm	36"	1.920 Kgs.	5183/-
16-0202-06	1000 x 75 x 30mm	40"	2.100 Kgs.	5518/-
16-0202-07	1200 x 75 x 30mm	48"	2.500 Kgs.	6320/-

4" (100mm) Width



Item Code	Size (LxWxH)mm	Length (Inches)	Item Weight	M.R.P. in ₹
16-0202-08	300 x 100 x 30mm	12"	800 gms.	2751/-
16-0202-09	450 x 100 x 30mm	18"	1.175 Kgs.	3363/-
16-0202-10	600 x 100 x 30mm	24"	1.550 Kgs.	4075/-
16-0202-11	800 x 100 x 30mm	32"	2 Kgs.	5095/-
16-0202-12	900 x 100 x 30mm	36"	2.300 Kgs.	5460/-
16-0202-13	1000 x 100 x 30mm	40"	2.530 Kgs.	5818/-
16-0202-14	1200 x 100 x 30mm	48"	3 Kgs.	6750/-

5" (125mm) Width



Item Code	Size (LxWxH)mm	Length (Inches)	Item Weight	M.R.P. in ₹
16-0202-15	300 x 125 x 30mm	12"	950 gms.	2992/-
16-0202-16	450 x 125 x 30mm	18"	1.365 Kgs.	3715/-
16-0202-17	600 x 125 x 30mm	24"	1.800 Kgs.	4413/-
16-0202-18	800 x 125 x 30mm	32"	2.400 Kgs.	5413/-
16-0202-19	900 x 125 x 30mm	36"	2.670 Kgs.	5948/-
16-0202-20	1000 x 125 x 30mm	40"	2.975 Kgs.	6480/-
16-0202-21	1200 x 125 x 30mm	48"	3.500 Kgs.	7575/-

UPTO
10
YEARS
WARRANTY

Drains with
DUAL APPLICATION



AISI 304
STAINLESS STEEL



CORROSION AND
RUST RESISTANT



EASY TO CLEAN



PREVENT PESTS



SUPERIOR DRAINAGE



ANTI-CLOGGING
& ANTI-ODOUR

2" (51mm) Width



Item Code	Size (LxWxH)mm	Length (Inches)	Item Weight	M.R.P. in ₹
16-0218-22	300 x 51 x 30mm	12"	475 gms.	4090/-
16-0218-23	450 x 51 x 30mm	18"	710 gms.	4927/-
16-0218-24	600 x 51 x 30mm	24"	950 gms.	5761/-
16-0218-25	800 x 51 x 30mm	32"	1.260 Kgs.	6806/-
16-0218-26	900 x 51 x 30mm	36"	1.420 Kgs.	7524/-
16-0218-27	1000 x 51 x 30mm	40"	1.575 Kgs.	8245/-

SHOWER DRAIN CHANNEL-MARBLE INSERT YELLOW GOLD (AISI 304-18/8) (For 21mm Marble)



3" (75mm) Width



Item Code	Size (LxWxH)mm	Length (Inches)	Item Weight	M.R.P. in ₹
16-0218-01	300 x 75 x 30mm	12"	690 gms.	4706/-
16-0218-02	450 x 75 x 30mm	18"	960 gms.	5695/-
16-0218-03	600 x 75 x 30mm	24"	1.300 Kgs.	6708/-
16-0218-04	800 x 75 x 30mm	32"	1.720 Kgs.	8064/-
16-0218-05	900 x 75 x 30mm	36"	1.920 Kgs.	8845/-
16-0218-06	1000 x 75 x 30mm	40"	2.100 Kgs.	9585/-
16-0218-07	1200 x 75 x 30mm	48"	2.500 Kgs.	10740/-

4" (100mm) Width



Item Code	Size (LxWxH)mm	Length (Inches)	Item Weight	M.R.P. in ₹
16-0218-08	300 x 100 x 30mm	12"	800 gms.	4798/-
16-0218-09	450 x 100 x 30mm	18"	1.175 Kgs.	5814/-
16-0218-10	600 x 100 x 30mm	24"	1.550 Kgs.	6922/-
16-0218-11	800 x 100 x 30mm	32"	2 Kgs.	8350/-
16-0218-12	900 x 100 x 30mm	36"	2.300 Kgs.	9116/-
16-0218-13	1000 x 100 x 30mm	40"	2.530 Kgs.	9879/-
16-0218-14	1200 x 100 x 30mm	48"	3 Kgs.	11161/-

5" (125mm) Width



Item Code	Size (LxWxH)mm	Length (Inches)	Item Weight	M.R.P. in ₹
16-0218-15	300 x 125 x 30mm	12"	950 gms.	5037/-
16-0218-16	450 x 125 x 30mm	18"	1.365 Kgs.	6158/-
16-0218-17	600 x 125 x 30mm	24"	1.800 Kgs.	7232/-
16-0218-18	800 x 125 x 30mm	32"	2.400 Kgs.	8661/-
16-0218-19	900 x 125 x 30mm	36"	2.670 Kgs.	9595/-
16-0218-20	1000 x 125 x 30mm	40"	2.975 Kgs.	10527/-
16-0218-21	1200 x 125 x 30mm	48"	3.500 Kgs.	11969/-



2" (51mm) Width



Item Code	Size (LxWxH)mm	Length (Inches)	Item Weight	M.R.P. in ₹
16-0226-22	300 x 51 x 30mm	12"	475 gms.	4090/-
16-0226-23	450 x 51 x 30mm	18"	710 gms.	4927/-
16-0226-24	600 x 51 x 30mm	24"	950 gms.	5761/-
16-0226-25	800 x 51 x 30mm	32"	1.260 Kgs.	6806/-
16-0226-26	900 x 51 x 30mm	36"	1.420 Kgs.	7524/-
16-0226-27	1000 x 51 x 30mm	40"	1.575 Kgs.	8245/-

SHOWER DRAIN CHANNEL-MARBLE INSERT ANTIQUE COPPER (AISI 304-18/8) (For 21mm Marble)



3" (75mm) Width



Item Code	Size (LxWxH)mm	Length (Inches)	Item Weight	M.R.P. in ₹
16-0226-01	300 x 75 x 30mm	12"	690 gms.	4706/-
16-0226-02	450 x 75 x 30mm	18"	960 gms.	5695/-
16-0226-03	600 x 75 x 30mm	24"	1.300 Kgs.	6708/-
16-0226-04	800 x 75 x 30mm	32"	1.720 Kgs.	8064/-
16-0226-05	900 x 75 x 30mm	36"	1.920 Kgs.	8845/-
16-0226-06	1000 x 75 x 30mm	40"	2.100 Kgs.	9585/-
16-0226-07	1200 x 75 x 30mm	48"	2.500 Kgs.	10740/-

4" (100mm) Width



Item Code	Size (LxWxH)mm	Length (Inches)	Item Weight	M.R.P. in ₹
16-0226-08	300 x 100 x 30mm	12"	800 gms.	4798/-
16-0226-09	450 x 100 x 30mm	18"	1.175 Kgs.	5814/-
16-0226-10	600 x 100 x 30mm	24"	1.550 Kgs.	6922/-
16-0226-11	800 x 100 x 30mm	32"	2 Kgs.	8350/-
16-0226-12	900 x 100 x 30mm	36"	2.300 Kgs.	9116/-
16-0226-13	1000 x 100 x 30mm	40"	2.530 Kgs.	9879/-
16-0226-14	1200 x 100 x 30mm	48"	3 Kgs.	11161/-

5" (125mm) Width



Item Code	Size (LxWxH)mm	Length (Inches)	Item Weight	M.R.P. in ₹
16-0226-15	300 x 125 x 30mm	12"	950 gms.	5037/-
16-0226-16	450 x 125 x 30mm	18"	1.365 Kgs.	6158/-
16-0226-17	600 x 125 x 30mm	24"	1.800 Kgs.	7232/-
16-0226-18	800 x 125 x 30mm	32"	2.400 Kgs.	8661/-
16-0226-19	900 x 125 x 30mm	36"	2.670 Kgs.	9595/-
16-0226-20	1000 x 125 x 30mm	40"	2.975 Kgs.	10527/-
16-0226-21	1200 x 125 x 30mm	48"	3.500 Kgs.	11969/-

UPTO
10
YEARS
WARRANTY



AISI 304
STAINLESS STEEL



CORROSION AND
RUST RESISTANT



EASY TO CLEAN



PREVENT PESTS



SUPERIOR DRAINAGE



ANTI-CLOGGING
& ANTI-ODOUR

**PVD COATED
SHOWER DRAIN CHANNELS
WITH ADDED RESISTANCE
AGAINST OXIDATION**

2" (51mm) Width



Item Code	Size (LxWxH)mm	Length (Inches)	Item Weight	M.R.P. in ₹
16-0234-22	300 x 51 x 30mm	12"	475 gms.	4622/-
16-0234-23	450 x 51 x 30mm	18"	710 gms.	5561/-
16-0234-24	600 x 51 x 30mm	24"	950 gms.	6498/-
16-0234-25	800 x 51 x 30mm	32"	1.260 Kgs.	7914/-
16-0234-26	900 x 51 x 30mm	36"	1.420 Kgs.	8732/-
16-0234-27	1000 x 51 x 30mm	40"	1.575 Kgs.	9535/-

SHOWER DRAIN CHANNEL-MARBLE INSERT BLACK (AISI 304-18/8)

(For 21mm Marble)



3" (75mm) Width



Item Code	Size (LxWxH)mm	Length (Inches)	Item Weight	M.R.P. in ₹
16-0234-01	300 x 75 x 30mm	12"	690 gms.	5237/-
16-0234-02	450 x 75 x 30mm	18"	960 gms.	6332/-
16-0234-03	600 x 75 x 30mm	24"	1.300 Kgs.	7445/-
16-0234-04	800 x 75 x 30mm	32"	1.720 Kgs.	9169/-
16-0234-05	900 x 75 x 30mm	36"	1.920 Kgs.	10056/-
16-0234-06	1000 x 75 x 30mm	40"	2.100 Kgs.	10853/-
16-0234-07	1200 x 75 x 30mm	48"	2.500 Kgs.	12624/-

4" (100mm) Width



Item Code	Size (LxWxH)mm	Length (Inches)	Item Weight	M.R.P. in ₹
16-0234-08	300 x 100 x 30mm	12"	800 gms.	5393/-
16-0234-09	450 x 100 x 30mm	18"	1.175 Kgs.	6614/-
16-0234-10	600 x 100 x 30mm	24"	1.550 Kgs.	8006/-
16-0234-11	800 x 100 x 30mm	32"	2 Kgs.	10174/-
16-0234-12	900 x 100 x 30mm	36"	2.300 Kgs.	11350/-
16-0234-13	1000 x 100 x 30mm	40"	2.530 Kgs.	12274/-
16-0234-14	1200 x 100 x 30mm	48"	3 Kgs.	14377/-

5" (125mm) Width



Item Code	Size (LxWxH)mm	Length (Inches)	Item Weight	M.R.P. in ₹
16-0234-15	300 x 125 x 30mm	12"	950 gms.	5693/-
16-0234-16	450 x 125 x 30mm	18"	1.365 Kgs.	7203/-
16-0234-17	600 x 125 x 30mm	24"	1.800 Kgs.	8953/-
16-0234-18	800 x 125 x 30mm	32"	2.400 Kgs.	11508/-
16-0234-19	900 x 125 x 30mm	36"	2.670 Kgs.	12729/-
16-0234-20	1000 x 125 x 30mm	40"	2.975 Kgs.	14029/-
16-0234-21	1200 x 125 x 30mm	48"	3.500 Kgs.	16414/-

UPTO
10
YEARS
WARRANTY



AISI 304
STAINLESS STEEL



CORROSION AND
RUST RESISTANT



EASY TO CLEAN



PREVENT PESTS



SUPERIOR DRAINAGE



ANTI-CLOGGING
& ANTI-ODOUR

TILE-INSERT
SHOWER DRAIN CHANNELS
SPECIALLY DESIGNED
FOR 13MM TILES

2" (51mm) Width



Item Code	Size (LxWxH)mm	Length (Inches)	Item Weight	M.R.P. in ₹
16-0203-22	300 x 51 x 30mm	12"	475 gms.	2125/-
16-0203-23	450 x 51 x 30mm	18"	710 gms.	2608/-
16-0203-24	600 x 51 x 30mm	24"	950 gms.	3070/-
16-0203-25	800 x 51 x 30mm	32"	1.260 Kgs.	3735/-
16-0203-26	900 x 51 x 30mm	36"	1.420 Kgs.	4068/-
16-0203-27	1000 x 51 x 30mm	40"	1.575 Kgs.	4405/-

SHOWER DRAIN CHANNEL-TILE INSERT (AISI 304-18/8)

(For 13mm Tile)



3" (75mm) Width



Item Code	Size (LxWxH)mm	Length (Inches)	Item Weight	M.R.P. in ₹
16-0203-01	300 x 75 x 30mm	12"	650 gms.	2656/-
16-0203-02	450 x 75 x 30mm	18"	910 gms.	3243/-
16-0203-03	600 x 75 x 30mm	24"	1.230 Kgs.	3858/-
16-0203-04	800 x 75 x 30mm	32"	1.600 Kgs.	4803/-
16-0203-05	900 x 75 x 30mm	36"	1.800 Kgs.	5183/-
16-0203-06	1000 x 75 x 30mm	40"	2 Kgs.	5518/-
16-0203-07	1200 x 75 x 30mm	48"	2.400 Kgs.	6320/-

4" (100mm) Width



Item Code	Size (LxWxH)mm	Length (Inches)	Item Weight	M.R.P. in ₹
16-0203-08	300 x 100 x 30mm	12"	746 gms.	2751/-
16-0203-09	450 x 100 x 30mm	18"	1.110 Kgs.	3363/-
16-0203-10	600 x 100 x 30mm	24"	1.500 Kgs.	4075/-
16-0203-11	800 x 100 x 30mm	32"	1.960 Kgs.	5095/-
16-0203-12	900 x 100 x 30mm	36"	2.200 Kgs.	5460/-
16-0203-13	1000 x 100 x 30mm	40"	2.425 Kgs.	5818/-
16-0203-14	1200 x 100 x 30mm	48"	2.900 Kgs.	6750/-

5" (125mm) Width



Item Code	Size (LxWxH)mm	Length (Inches)	Item Weight	M.R.P. in ₹
16-0203-15	300 x 125 x 30mm	12"	880 gms.	2992/-
16-0203-16	450 x 125 x 30mm	18"	1.350 Kgs.	3715/-
16-0203-17	600 x 125 x 30mm	24"	1.800 Kgs.	4413/-
16-0203-18	800 x 125 x 30mm	32"	2.280 Kgs.	5413/-
16-0203-19	900 x 125 x 30mm	36"	2.570 Kgs.	5948/-
16-0203-20	1000 x 125 x 30mm	40"	2.840 Kgs.	6480/-
16-0203-21	1200 x 125 x 30mm	48"	3.400 Kgs.	7575/-



2" (51mm) Width



Item Code	Size (LxWxH)mm	Length (Inches)	Item Weight	M.R.P. in ₹
16-0219-22	300 x 51 x 30mm	12"	475 gms.	4090/-
16-0219-23	450 x 51 x 30mm	18"	710 gms.	4927/-
16-0219-24	600 x 51 x 30mm	24"	950 gms.	5761/-
16-0219-25	800 x 51 x 30mm	32"	1.260 Kgs.	6806/-
16-0219-26	900 x 51 x 30mm	36"	1.420 Kgs.	7524/-
16-0219-27	1000 x 51 x 30mm	40"	1.575 Kgs.	8245/-

SHOWER DRAIN CHANNEL-TILE INSERT YELLOW GOLD (AISI 304-18/8)



3" (75mm) Width



Item Code	Size (LxWxH)mm	Length (Inches)	Item Weight	M.R.P. in ₹
16-0219-01	300 x 75 x 30mm	12"	680 gms.	4706/-
16-0219-02	450 x 75 x 30mm	18"	1 Kgs.	5695/-
16-0219-03	600 x 75 x 30mm	24"	1.300 Kgs.	6708/-
16-0219-04	800 x 75 x 30mm	32"	1.700 Kgs.	8064/-
16-0219-05	900 x 75 x 30mm	36"	2 Kgs.	8845/-
16-0219-06	1000 x 75 x 30mm	40"	2.200 Kgs.	9585/-
16-0219-07	1200 x 75 x 30mm	48"	2.640 Kgs.	10740/-

3" width shower drain channel available without collar only.

4" (100mm) Width



Item Code	Size (LxWxH)mm	Length (Inches)	Item Weight	M.R.P. in ₹
16-0219-08	300 x 100 x 30mm	12"	790 gms.	4798/-
16-0219-09	450 x 100 x 30mm	18"	1.100 Kgs.	5814/-
16-0219-10	600 x 100 x 30mm	24"	1.500 Kgs.	6922/-
16-0219-11	800 x 100 x 30mm	32"	2 Kgs.	8350/-
16-0219-12	900 x 100 x 30mm	36"	2.110 Kgs.	9116/-
16-0219-13	1000 x 100 x 30mm	40"	2.500 Kgs.	9879/-
16-0219-14	1200 x 100 x 30mm	48"	3 Kgs.	11161/-

4" width shower drain channel available with collar only.

5" (125mm) Width



Item Code	Size (LxWxH)mm	Length (Inches)	Item Weight	M.R.P. in ₹
16-0219-15	300 x 125 x 30mm	12"	900 gms.	5037/-
16-0219-16	450 x 125 x 30mm	18"	1.300 Kgs.	6158/-
16-0219-17	600 x 125 x 30mm	24"	1.750 Kgs.	7232/-
16-0219-18	800 x 125 x 30mm	32"	2.250 Kgs.	8661/-
16-0219-19	900 x 125 x 30mm	36"	2.500 Kgs.	9595/-
16-0219-20	1000 x 125 x 30mm	40"	2.800 Kgs.	10527/-
16-0219-21	1200 x 125 x 30mm	48"	3.300 Kgs.	11969/-

5" width shower drain channel available with collar only.



2" (51mm) Width



Item Code	Size (LxWxH)mm	Length (Inches)	Item Weight	M.R.P. in ₹
16-0227-22	300 x 75 x 30mm	12"	475 gms.	4090/-
16-0227-23	450 x 75 x 30mm	18"	710 gms.	4927/-
16-0227-24	600 x 75 x 30mm	24"	950 gms.	5761/-
16-0227-25	800 x 75 x 30mm	32"	1.260 Kgs.	6806/-
16-0227-26	900 x 75 x 30mm	36"	1.420 Kgs.	7524/-
16-0227-27	1000 x 75 x 30mm	40"	1.575 Kgs.	8245/-

SHOWER DRAIN CHANNEL-TILE INSERT ANTIQUE COPPER (AISI 304-18/8)



3" (75mm) Width



Item Code	Size (LxWxH)mm	Length (Inches)	Item Weight	M.R.P. in ₹
16-0227-01	300 x 75 x 30mm	12"	680 gms.	4706/-
16-0227-02	450 x 75 x 30mm	18"	1 Kgs.	5695/-
16-0227-03	600 x 75 x 30mm	24"	1.300 Kgs.	6708/-
16-0227-04	800 x 75 x 30mm	32"	1.700 Kgs.	8064/-
16-0227-05	900 x 75 x 30mm	36"	2 Kgs.	8845/-
16-0227-06	1000 x 75 x 30mm	40"	2.200 Kgs.	9585/-
16-0227-07	1200 x 75 x 30mm	48"	2.840 Kgs.	10740/-

3" width shower drain channel available without collar only.

4" (100mm) Width



Item Code	Size (LxWxH)mm	Length (Inches)	Item Weight	M.R.P. in ₹
16-0227-08	300 x 100 x 30mm	12"	790 gms.	4798/-
16-0227-09	450 x 100 x 30mm	18"	1.100 Kgs.	5814/-
16-0227-10	600 x 100 x 30mm	24"	1.500 Kgs.	6922/-
16-0227-11	800 x 100 x 30mm	32"	2 Kgs.	8350/-
16-0227-12	900 x 100 x 30mm	36"	2.110 Kgs.	9116/-
16-0227-13	1000 x 100 x 30mm	40"	2.500 Kgs.	9879/-
16-0227-14	1200 x 100 x 30mm	48"	3 Kgs.	11161/-

4" width shower drain channel available with collar only.

5" (125mm) Width



Item Code	Size (LxWxH)mm	Length (Inches)	Item Weight	M.R.P. in ₹
16-0227-15	300 x 125 x 30mm	12"	900 gms.	5037/-
16-0227-16	450 x 125 x 30mm	18"	1.300 Kgs.	6158/-
16-0227-17	600 x 125 x 30mm	24"	1.750 Kgs.	7232/-
16-0227-18	800 x 125 x 30mm	32"	2.250 Kgs.	8661/-
16-0227-19	900 x 125 x 30mm	36"	2.500 Kgs.	9595/-
16-0227-20	1000 x 125 x 30mm	40"	2.800 Kgs.	10527/-
16-0227-21	1200 x 125 x 30mm	48"	3.300 Kgs.	11969/-

5" width shower drain channel available with collar only.



UPTO
10
YEARS
WARRANTY


AISI 304
STAINLESS STEEL


CORROSION AND
RUST RESISTANT


EASY TO CLEAN


PREVENT PESTS


SUPERIOR DRAINAGE


ANTI-CLOGGING
& ANTI-ODOUR

Suitable for Both
INDOOR & OUTDOOR
INSTALLATION

2" (51mm) Width



Item Code	Size (LxWxH)mm	Length (Inches)	Item Weight	M.R.P. in ₹
16-0235-22	300 x 51 x 30mm	12"	475 gms.	4622/-
16-0235-23	450 x 51 x 30mm	18"	710 gms.	5561/-
16-0235-24	600 x 51 x 30mm	24"	950 gms.	6498/-
16-0235-25	800 x 51 x 30mm	32"	1.260 Kgs.	7914/-
16-0235-26	900 x 51 x 30mm	36"	1.420 Kgs.	8732/-
16-0235-27	1000 x 51 x 30mm	40"	1.575 Kgs.	9535/-

SHOWER DRAIN CHANNEL-TILE INSERT BLACK (AISI 304-18/8) (For 13mm Tile)



3" (75mm) Width



Item Code	Size (LxWxH)mm	Length (Inches)	Item Weight	M.R.P. in ₹
16-0235-01	300 x 75 x 30mm	12"	650 gms.	5237/-
16-0235-02	450 x 75 x 30mm	18"	910 gms.	6332/-
16-0235-03	600 x 75 x 30mm	24"	1.230 Kgs.	7445/-
16-0235-04	800 x 75 x 30mm	32"	1.600 Kgs.	9169/-
16-0235-05	900 x 75 x 30mm	36"	1.800 Kgs.	10056/-
16-0235-06	1000 x 75 x 30mm	40"	2 Kgs.	10853/-
16-0235-07	1200 x 75 x 30mm	48"	2.400 Kgs.	12624/-

4" (100mm) Width



Item Code	Size (LxWxH)mm	Length (Inches)	Item Weight	M.R.P. in ₹
16-0235-08	300 x 100 x 30mm	12"	746 gms.	5393/-
16-0235-09	450 x 100 x 30mm	18"	1.110 Kgs.	6614/-
16-0235-10	600 x 100 x 30mm	24"	1.500 Kgs.	8006/-
16-0235-11	800 x 100 x 30mm	32"	1.960 Kgs.	10174/-
16-0235-12	900 x 100 x 30mm	36"	2.200 Kgs.	11350/-
16-0235-13	1000 x 100 x 30mm	40"	2.425 Kgs.	12274/-
16-0235-14	1200 x 100 x 30mm	48"	2.900 Kgs.	14377/-

5" (125mm) Width



Item Code	Size (LxWxH)mm	Length (Inches)	Item Weight	M.R.P. in ₹
16-0235-15	300 x 125 x 30mm	12"	880 gms.	5693/-
16-0235-16	450 x 125 x 30mm	18"	1.350 Kgs.	7203/-
16-0235-17	600 x 125 x 30mm	24"	1.800 Kgs.	8953/-
16-0235-18	800 x 125 x 30mm	32"	2.280 Kgs.	11508/-
16-0235-19	900 x 125 x 30mm	36"	2.570 Kgs.	12729/-
16-0235-20	1000 x 125 x 30mm	40"	2.840 Kgs.	14029/-
16-0235-21	1200 x 125 x 30mm	48"	3.400 Kgs.	16414/-

SHOWER DRAIN CHANNEL MARBLE INSERT-SQUARE (AISI 304-18/8)



FOR 21MM MARBLE




Item Code	Size in mm	Size in Inches	Item Weight	M.R.P. in ₹
16-0204-05	102 x 102mm	4" x 4"	418 gms.	1592/-
16-0204-01	123 x 123mm	5" x 5"	535 gms.	1661/-
16-0204-02	150 x 150mm	6" x 6"	565 gms.	1913/-
16-0204-03	200 x 200mm	8" x 8"	1.150 Kgs.	3073/-
16-0204-04	300 x 300mm	12" x 12"	2.100 Kgs.	4636/-

(with S.S. Cockroach Trap)

SHOWER DRAIN CHANNEL TILE INSERT-SQUARE (AISI 304-18/8)

FOR 13MM TILE



Item Code	Size in mm	Size in Inches	Item Weight	M.R.P. in ₹
16-0205-05	102 x 102mm	4" x 4"	400 gms.	1592/-
16-0205-01	123 x 123mm	5" x 5"	535 gms.	1661/-
16-0205-02	150 x 150mm	6" x 6"	690 gms.	1913/-
16-0205-03	200 x 200mm	8" x 8"	1 Kgs.	3073/-
16-0205-04	300 x 300mm	12" x 12"	1.950 Kgs.	4636/-

(with S.S. Cockroach Trap)



SHOWER DRAIN CHANNEL MARBLE INSERT-SQUARE YELLOW GOLD (AISI 304-18/8)



FOR 21MM MARBLE



Item Code	Size in mm	Size in Inches	Item Weight	M.R.P. in ₹
16-0220-05	102 x 102mm	4" x 4"	418 gms.	2535/-
16-0220-01	123 x 123mm	5" x 5"	535 gms.	2664/-
16-0220-02	150 x 150mm	6" x 6"	565 gms.	3111/-
16-0220-03	200 x 200mm	8" x 8"	1.150 Kgs.	5493/-
16-0220-04	300 x 300mm	12" x 12"	2.100 Kgs.	9093/-

(with S.S. Cockroach Trap)

SHOWER DRAIN CHANNEL TILE INSERT-SQUARE YELLOW GOLD (AISI 304-18/8)

FOR 13MM TILE



Item Code	Size in mm	Size in Inches	Item Weight	M.R.P. in ₹
16-0221-05	102 x 102mm	4" x 4"	400 gms.	2535/-
16-0221-01	123 x 123mm	5" x 5"	535 gms.	2664/-
16-0221-02	150 x 150mm	6" x 6"	690 gms.	3111/-
16-0221-03	200 x 200mm	8" x 8"	1 Kgs.	5493/-
16-0221-04	300 x 300mm	12" x 12"	1.950 Kgs.	9093/-

(with S.S. Cockroach Trap)



SHOWER DRAIN CHANNEL MARBLE INSERT-SQUARE ANTIQUUE COPPER (AISI 304-18/8)



FOR 21MM MARBLE



Item Code	Size in mm	Size in Inches	Item Weight	M.R.P. in ₹
16-0228-05	102 x 102mm	4" x 4"	418 gms.	2535/-
16-0228-01	123 x 123mm	5" x 5"	535 gms.	2664/-
16-0228-02	150 x 150mm	6" x 6"	565 gms.	3111/-
16-0228-03	200 x 200mm	8" x 8"	1.150 Kgs.	5493/-
16-0228-04	300 x 300mm	12" x 12"	2.100 Kgs.	9093/-

(with S.S. Cockroach Trap)


SHOWER DRAIN CHANNEL TILE INSERT-SQUARE ANTIQUUE COPPER (AISI 304-18/8)

FOR 13MM TILE



Item Code	Size in mm	Size in Inches	Item Weight	M.R.P. in ₹
16-0229-05	102 x 102mm	4" x 4"	400 gms.	2535/-
16-0229-01	123 x 123mm	5" x 5"	535 gms.	2664/-
16-0229-02	150 x 150mm	6" x 6"	690 gms.	3111/-
16-0229-03	200 x 200mm	8" x 8"	1 Kgs.	5493/-
16-0229-04	300 x 300mm	12" x 12"	1.950 Kgs.	9093/-

(with S.S. Cockroach Trap)



SHOWER DRAIN CHANNEL MARBLE INSERT-SQUARE BLACK (AISI 304-18/8)



FOR 21MM MARBLE



Item Code	Size in mm	Size in Inches	Item Weight	M.R.P. in ₹
16-0236-05	102 x 102mm	4" x 4"	418 gms.	2943/-
16-0236-01	123 x 123mm	5" x 5"	535 gms.	3074/-
16-0236-02	150 x 150mm	6" x 6"	565 gms.	3727/-
16-0236-03	200 x 200mm	8" x 8"	1.150 Kgs.	6106/-
16-0236-04	300 x 300mm	12" x 12"	2.100 Kgs.	10219/-

(with S.S. Cockroach Trap)

SHOWER DRAIN CHANNEL TILE INSERT-SQUARE BLACK (AISI 304-18/8)

FOR 13MM TILE



Item Code	Size in mm	Size in Inches	Item Weight	M.R.P. in ₹
16-0237-05	102 x 102mm	4" x 4"	400 gms.	2943/-
16-0237-01	123 x 123mm	5" x 5"	535 gms.	3053/-
16-0237-02	150 x 150mm	6" x 6"	690 gms.	3727/-
16-0237-03	200 x 200mm	8" x 8"	1 Kgs.	6106/-
16-0237-04	300 x 300mm	12" x 12"	1.950 Kgs.	10219/-

(with S.S. Cockroach Trap)





SPECIALLY DESIGNED SS 304 INSERT
TO GIVE EXTRA STRENGTH

PTMT COLLECTION



Resistant to Domestic
Cleaners, Disinfectants & Acids



Made-in-India Cartridges
ensure lifetime leakage-free
operation



Made from food grade PTMT making
it fit for drinking water consumption



High-endurance for Extreme
Hot & Cold Temperatures



Does Not Need Polishing
or Lubrication



Compatible with Hard
Water Supply



ISI Marked



Three Years Warranty



100% Made in India

METRO COLLECTION (IVORY COLOUR)



Bib Cock
Code : 15-0101
Weight : 105 gms.
M.R.P. ₹ : 246/-



Nozzle Bib Cock
Code : 15-0201
Weight : 115 gms.
M.R.P. ₹ : 255/-



Bib Cock Long Body
Code : 15-0301
Weight : 110 gms.
M.R.P. ₹ : 255/-



Pillar Cock
Code : 15-0401
Weight : 115 gms.
M.R.P. ₹ : 255/-



2 Way Bib Cock
Code : 15-0501
Weight : 215 gms.
M.R.P. ₹ : 470/-



2 Way Angle Valve
Code : 15-0601
Weight : 180 gms.
M.R.P. ₹ : 452/-



Angle Cock
Code : 15-0701
Weight : 95 gms.
M.R.P. ₹ : 246/-



Sink Cock
Code : 15-0801
Weight : 215 gms.
M.R.P. ₹ : 507/-



Swan Neck
Code : 15-0901
Weight : 225 gms.
M.R.P. ₹ : 494/-



SPECIALLY DESIGNED SS 304 INSERT
TO GIVE EXTRA STRENGTH

INDIGO ROUND COLLECTION (WHITE/BLUE COLOUR)



Bib Cock
Code : 15-0108
Weight : 104 gms.
M.R.P. ₹ : 249/-



Nozzle Bib Cock
Code : 15-0208
Weight : 113 gms.
M.R.P. ₹ : 261/-



Bib Cock Long Body
Code : 15-0308
Weight : 110 gms.
M.R.P. ₹ : 261/-



Pillar Cock
Code : 15-0408
Weight : 114 gms.
M.R.P. ₹ : 261/-



2 Way Bib Cock
Code : 15-0508
Weight : 214 gms.
M.R.P. ₹ : 476/-



2 Way Angle Valve
Code : 15-0608
Weight : 180 gms.
M.R.P. ₹ : 455/-



Angle Cock
Code : 15-0708
Weight : 94 gms.
M.R.P. ₹ : 249/-



Sink Cock
Code : 15-0808
Weight : 195 gms.
M.R.P. ₹ : 513/-



Swan Neck
Code : 15-0908
Weight : 210 gms.
M.R.P. ₹ : 500/-

GOLD ROUND COLLECTION (IVORY/GOLD COLOUR)



Bib Cock
Code : 15-0109
Weight : 105 gms.
M.R.P. ₹ : 249/-



Nozzle Bib Cock
Code : 15-0209
Weight : 115 gms.
M.R.P. ₹ : 261/-



Bib Cock Long Body
Code : 15-0309
Weight : 110 gms.
M.R.P. ₹ : 261/-



Pillar Cock
Code : 15-0409
Weight : 115 gms.
M.R.P. ₹ : 261/-



2 Way Bib Cock
Code : 15-0509
Weight : 215 gms.
M.R.P. ₹ : 476/-



2 Way Angle Valve
Code : 15-0609
Weight : 180 gms.
M.R.P. ₹ : 455/-



Angle Cock
Code : 15-0709
Weight : 95 gms.
M.R.P. ₹ : 249/-



Sink Cock
Code : 15-0809
Weight : 215 gms.
M.R.P. ₹ : 513/-



Swan Neck
Code : 15-0909
Weight : 225 gms.
M.R.P. ₹ : 500/-



SPECIALLY DESIGNED SS 304 INSERT
TO GIVE EXTRA STRENGTH

CITY COLLECTION (IVORY COLOUR)



Bib Cock
Code : 15-0102
Weight : 105 gms.
M.R.P. ₹ : 255/-



Nozzle Bib Cock
Code : 15-0202
Weight : 115 gms.
M.R.P. ₹ : 264/-



Bib Cock Long Body
Code : 15-0302
Weight : 110 gms.
M.R.P. ₹ : 264/-



Pillar Cock
Code : 15-0402
Weight : 115 gms.
M.R.P. ₹ : 264/-



2 Way Bib Cock
Code : 15-0502
Weight : 215 gms.
M.R.P. ₹ : 479/-



2 Way Angle Valve
Code : 15-0602
Weight : 180 gms.
M.R.P. ₹ : 467/-



Angle Cock
Code : 15-0702
Weight : 95 gms.
M.R.P. ₹ : 255/-



Sink Cock
Code : 15-0802
Weight : 215 gms.
M.R.P. ₹ : 510/-



Swan Neck
Code : 15-0902
Weight : 225 gms.
M.R.P. ₹ : 510/-

GOLD OVAL COLLECTION (IVORY/GOLD COLOUR)



Bib Cock
Code : 15-0113
Weight : 105 gms.
M.R.P. ₹ : 261/-



Nozzle Bib Cock
Code : 15-0213
Weight : 115 gms.
M.R.P. ₹ : 270/-



Bib Cock Long Body
Code : 15-0313
Weight : 110 gms.
M.R.P. ₹ : 270/-



Pillar Cock
Code : 15-0413
Weight : 115 gms.
M.R.P. ₹ : 270/-



2 Way Bib Cock
Code : 15-0513
Weight : 215 gms.
M.R.P. ₹ : 485/-



2 Way Angle Valve
Code : 15-0613
Weight : 180 gms.
M.R.P. ₹ : 470/-



Angle Cock
Code : 15-0713
Weight : 95 gms.
M.R.P. ₹ : 261/-



Sink Cock
Code : 15-0813
Weight : 215 gms.
M.R.P. ₹ : 528/-



Swan Neck
Code : 15-0913
Weight : 225 gms.
M.R.P. ₹ : 516/-



SPECIALLY DESIGNED SS 304 INSERT
TO GIVE EXTRA STRENGTH

INDIGO OVAL COLLECTION (WHITE/BLUE COLOUR)



Bib Cock
Code : 15-0112
Weight : 105 gms.
M.R.P. ₹ : 261/-



Nozzle Bib Cock
Code : 15-0212
Weight : 115 gms.
M.R.P. ₹ : 270/-



Bib Cock Long Body
Code : 15-0312
Weight : 110 gms.
M.R.P. ₹ : 270/-



Pillar Cock
Code : 15-0412
Weight : 115 gms.
M.R.P. ₹ : 270/-



2 Way Bib Cock
Code : 15-0512
Weight : 215 gms.
M.R.P. ₹ : 485/-



2 Way Angle Valve
Code : 15-0612
Weight : 180 gms.
M.R.P. ₹ : 470/-



Angle Cock
Code : 15-0712
Weight : 95 gms.
M.R.P. ₹ : 261/-



Sink Cock
Code : 15-0812
Weight : 215 gms.
M.R.P. ₹ : 528/-



Swan Neck
Code : 15-0912
Weight : 225 gms.
M.R.P. ₹ : 516/-

GOLD CURVE COLLECTION (IVORY/GOLD COLOUR)



SPECIALLY DESIGNED SS 304 INSERT
TO GIVE EXTRA STRENGTH



Bib Cock

Code : 15-0106
Weight : 98 gms.
M.R.P. ₹ : 258/-



Nozzle Bib Cock

Code : 15-0206
Weight : 112 gms.
M.R.P. ₹ : 282/-



Bib Cock Long Body

Code : 15-0306
Weight : 110 gms.
M.R.P. ₹ : 282/-



Pillar Cock

Code : 15-0406
Weight : 115 gms.
M.R.P. ₹ : 282/-



2 Way Bib Cock

Code : 15-0506
Weight : 215 gms.
M.R.P. ₹ : 582/-



2 Way Angle Valve

Code : 15-0606
Weight : 165 gms.
M.R.P. ₹ : 582/-



Angle Cock

Code : 15-0706
Weight : 95 gms.
M.R.P. ₹ : 252/-



Sink Cock

Code : 15-0806
Weight : 205 gms.
M.R.P. ₹ : 567/-



Swan Neck

Code : 15-0906
Weight : 220 gms.
M.R.P. ₹ : 567/-



SPECIALLY DESIGNED SS 304 INSERT
TO GIVE EXTRA STRENGTH

INDIGO CURVE COLLECTION (WHITE/BLUE COLOUR)



Bib Cock

Code : 15-0107
Weight : 98 gms.
M.R.P. ₹ : 258/-



Nozzle Bib Cock

Code : 15-0207
Weight : 112 gms.
M.R.P. ₹ : 282/-



Bib Cock Long Body

Code : 15-0307
Weight : 110 gms.
M.R.P. ₹ : 282/-



Pillar Cock

Code : 15-0407
Weight : 115 gms.
M.R.P. ₹ : 282/-



2 Way Bib Cock

Code : 15-0507
Weight : 215 gms.
M.R.P. ₹ : 582/-



2 Way Angle Valve

Code : 15-0607
Weight : 165 gms.
M.R.P. ₹ : 582/-



Angle Cock

Code : 15-0707
Weight : 95 gms.
M.R.P. ₹ : 252/-



Sink Cock

Code : 15-0807
Weight : 205 gms.
M.R.P. ₹ : 567/-



Swan Neck

Code : 15-0907
Weight : 220 gms.
M.R.P. ₹ : 567/-

OCEAN SQUARE COLLECTION (WHITE/AQUA COLOUR)



Bib Cock
Code : 15-0110
Weight : 200 gms.
M.R.P. ₹ : 566/-



Bib Cock Long Body
Code : 15-0310
Weight : 250 gms.
M.R.P. ₹ : 652/-



Pillar Cock
Code : 15-0410
Weight : 270 gms.
M.R.P. ₹ : 709/-



2 Way Bib Cock
Code : 15-0510
Weight : 350 gms.
M.R.P. ₹ : 1040/-



2 Way Angle Valve
Code : 15-0610
Weight : 310 gms.
M.R.P. ₹ : 1040/-



Angle Cock
Code : 15-0710
Weight : 160 gms.
M.R.P. ₹ : 543/-



Sink Cock
Code : 15-0810
Weight : 350 gms.
M.R.P. ₹ : 1206/-



Swan Neck
Code : 15-0910
Weight : 375 gms.
M.R.P. ₹ : 1269/-



SPECIALLY DESIGNED SS 304 INSERT
TO GIVE EXTRA STRENGTH

SILVER CURVE COLLECTION (WHITE/GREY COLOUR)



Bib Cock
Code : 15-0111
Weight : 270 gms.
M.R.P. ₹ : 829/-



Bib Cock Long Body
Code : 15-0311
Weight : 300 gms.
M.R.P. ₹ : 955/-



Pillar Cock
Code : 15-0411
Weight : 350 gms.
M.R.P. ₹ : 1032/-



Angle Cock
Code : 15-0711
Weight : 180 gms.
M.R.P. ₹ : 772/-



Sink Cock
Code : 15-0811
Weight : 350 gms.
M.R.P. ₹ : 1303/-



Swan Neck
Code : 15-0911
Weight : 375 gms.
M.R.P. ₹ : 1375/-

P.T.M.T. ACCESSORIES

Push Cock (PTMT)

Code : 15-1003-01
Weight : 50 gms.
M.R.P. ₹ : 200/-



Connection Pipe 12"

Code : 15-1103-01
Weight : 60 gms.
M.R.P. ₹ : 120/-



Connection Pipe 18"

Code : 15-1103-02
Weight : 75 gms.
M.R.P. ₹ : 135/-



Connection Pipe 24"

Code : 15-1103-03
Weight : 95 gms.
M.R.P. ₹ : 149/-



Connection Pipe 30"

Code : 15-1103-04
Weight : 105 gms.
M.R.P. ₹ : 169/-



Connection Pipe 36"

Code : 15-1103-05
Weight : 130 gms.
M.R.P. ₹ : 178/-



Ball Cock (15mm)

Code : 15-1303-01
Weight : 170 gms.
M.R.P. ₹ : 369/-



Ball Cock (20mm)

Code : 15-1303-03
Weight : 240 gms.
M.R.P. ₹ : 472/-



Ball Cock (25mm)

Code : 15-1303-02
Weight : 415 gms.
M.R.P. ₹ : 835/-



Jet Spray Multi (1 Mtr.)

Code : 15-1203-01
Weight : 135 gms.
M.R.P. ₹ : 263/-



Jet Spray Multi (1.5 Mtr.)

Code : 15-1203-02
Weight : 160 gms.
M.R.P. ₹ : 309/-



Jet Spray Straight (1 Mtr.)

Code : 15-1203-03
Weight : 140 gms.
M.R.P. ₹ : 263/-



Jet Spray Straight (1.5 Mtr.)

Code : 15-1203-04
Weight : 165 gms.
M.R.P. ₹ : 309/-



Bottle Trap-PVC (12")

Code : 17-0604
Weight : 355 gms.
M.R.P. ₹ : 478/-



PTMT Bottle Traps Prevents :

- Pests
- Odour
- Blockages

Round Soap Dish
Code : 12-0504-01
Weight : 60 gms.
M.R.P. ₹ : 144/-



Square Soap Dish
Code : 12-0504-02
Weight : 65 gms.
M.R.P. ₹ : 144/-



Round Double Soap Dish
Code : 12-0704-01
Weight : 125 gms.
M.R.P. ₹ : 240/-



Square Double Soap Dish
Code : 12-0704-02
Weight : 130 gms.
M.R.P. ₹ : 253/-



Round Liquid Soap Dispenser (Wall Mounted)
Code : 12-1504-01
Weight : 115 gms.
M.R.P. ₹ : 406/-



Square Liquid Soap Dispenser (Wall Mounted)
Code : 12-1504-02
Weight : 200 gms.
M.R.P. ₹ : 406/-



Round Towel Ring
Code : 12-1104-01
Weight : 70 gms.
M.R.P. ₹ : 208/-



Square Towel Ring
Code : 12-1104-02
Weight : 75 gms.
M.R.P. ₹ : 208/-



Square Towel Rod 21"
Code : 12-1204-02
Weight : 150 gms.
M.R.P. ₹ : 282/-



Round Towel Rod 21"
Code : 12-1204-01
Weight : 170 gms.
M.R.P. ₹ : 282/-



Round Shelf Tray
Code : 12-1604-01
Size : 5½" x 18"
Weight : 290 gms.
M.R.P. ₹ : 464/-



Square Shelf Tray
Code : 12-1604-02
Size : 5½" x 18"
Weight : 300 gms.
M.R.P. ₹ : 464/-



Multi Shelf Tray (5"x16")
Code : 12-1604-05
Weight : 222 gms.
M.R.P. ₹ : 419/-



2 in 1 Shelf Tray
Code : 12-1604-06
Weight : 90 gms.
M.R.P. ₹ : 222/-



3 in 1 Shelf Tray
Code : 12-1604-07
Weight : 155 gms.
M.R.P. ₹ : 298/-



4 in 1 Shelf Tray
Code : 12-1604-08
Weight : 215 gms.
M.R.P. ₹ : 369/-



Round Corner Shelf Tray Small (Set of 3)
Code : 12-1604-03
Size : 7" / 9" / 11"
M.R.P. ₹ : 916/-



Round Corner Shelf Tray Big (Set of 3)
Code : 12-1604-04
Size : 9" / 11" / 13"
M.R.P. ₹ : 1172/-



5 in 1 Shelf Tray
Code : 12-1604-09
Weight : 220 gms.
M.R.P. ₹ : 390/-



Setup Box Stand
Code : 12-1604-10
Weight : 290 gms.
M.R.P. ₹ : 516/-



Ruhe®

Air Freshener Technology



Ruhe®



FLUSHING CISTERN (SQUARE)

8 1/2 LITERS
CAPACITY

1 YEAR
WARRANTY



ITEM CODE	ITEM WEIGHT	M.R.P. in ₹
18-0401-03 WHITE	1.472Kgs.	1685/-
18-0401-02 SKY BLUE	1.472Kgs.	1685/-
18-0401-01 PINK	1.472Kgs.	1685/-



TOUGH/DURABLE MATERIAL



POWERFUL FLUSH



ANTI-BACTERIAL MATERIAL



QUICK & EASY TO INSTALL

FLUSHING CISTERN (ROUND)



ITEM CODE	ITEM WEIGHT	M.R.P. in ₹
18-0402-01 WHITE	1.155Kgs.	1685/-
18-0402-03 SKY BLUE	1.155Kgs.	1685/-
18-0402-02 PINK	1.155Kgs.	1685/-

10 LITERS
CAPACITY

1 YEAR
WARRANTY

FLUSHING CISTERN PACIFIC (WHITE)

8 LITERS
CAPACITY

1 YEAR
WARRANTY



ITEM CODE	ITEM WEIGHT	M.R.P. in ₹
18-0404-01	1.565Kgs.	2235/-

FLUSHING CISTERN ATLANTIC (WHITE)

8 LITERS
CAPACITY

1 YEAR
WARRANTY



ITEM CODE	ITEM WEIGHT	M.R.P. in ₹
18-0403-01	1.445Kgs.	1850/-

SOFT CLOSING SEAT COVER FOR NOISELESS CLOSURE

1
YEAR
WARRANTY

PREMIUM PLASTIC

SOLID BUILD

RESILIENT

DURABLE



TOILET SEAT COVER



EXCLUSIVE STANZA TOILET SEAT COVER (SOFT CLOSE)

ITEM CODE	ITEM WEIGHT	M.R.P. in ₹
18-0301-03	1200gms.	1340/-

EXCLUSIVE OVAL TOILET SEAT COVER (SOFT CLOSE)

ITEM CODE	ITEM WEIGHT	M.R.P. in ₹
18-0305-01	1200gms.	1340/-

TOILET SEAT COVER



EXCLUSIVE ROUND SEAT COVER (SOFT CLOSE)

ITEM CODE	ITEM WEIGHT	M.R.P. in ₹
18-0302-02	1169 gms.	1190/-

EXCLUSIVE SQUARE TOILET SEAT COVER (SOFT CLOSE)

ITEM CODE	ITEM WEIGHT	M.R.P. in ₹
18-0301-01	1194 gms.	1190/-



ELITE ROUND TOILET SEAT COVER (SOFT CLOSE)

ITEM CODE	ITEM WEIGHT	M.R.P. in ₹
18-0302-05	1500 gms.	1465/-

ELITE SQUARE TOILET SEAT COVER (SOFT CLOSE)

ITEM CODE	ITEM WEIGHT	M.R.P. in ₹
18-0301-02	1500 gms.	1465/-



AVAILABLE COLOURS



SUPER ROUND TOILET SEAT COVER

ITEM CODE	ITEM WEIGHT	M.R.P. in ₹
18-0302-01 (White)	595 gms.	898/-
18-0302-03 (Pink)	595 gms.	898/-
18-0302-04 (Blue)	595 gms.	898/-



Chrome Plated
VIRGIN BRASS
EXTENSION NIPPLE

ALLIED ITEMS

Extension Nipple (Brass)



BRASS

ITEM CODE	SIZE IN MM	SIZE IN INCHES	ITEM WEIGHT	M.R.P. in ₹ / Pc.
17-1201	25mm	1"	32 gms.	105/-
17-1202	40mm	1½"	50 gms.	160/-
17-1203	50mm	2"	66 gms.	200/-
17-1204	65mm	2½"	80 gms.	243/-
17-1205	75mm	3"	100 gms.	313/-
17-1206	101mm	4"	132 gms.	398/-
17-1207	152mm	6"	200 gms.	575/-

Eco Bottle Trap



BRASS

ITEM CODE	SIZE IN MM	SIZE IN INCHES	ITEM WEIGHT	M.R.P. in ₹
17-0601	175mm	7"	565 gms.	1783/-
17-0602	305mm	12"	635 gms.	1853/-
17-0603	380mm	15"	665 gms.	1898/-

ARC Bottle Trap



BRASS

ITEM CODE	SIZE IN MM	SIZE IN INCHES	ITEM WEIGHT	M.R.P. in ₹
17-0605	175mm	7"	605 gms.	1885/-
17-0606	305mm	12"	665 gms.	1955/-
17-0607	380mm	15"	695 gms.	2002/-

Grab Bar Concealed (S.S.)



ITEM CODE	SIZE IN MM	SIZE IN INCHES	ITEM WEIGHT	M.R.P. in ₹
17-0707	255mm	10"	365 gms.	845/-
17-0709	405mm	16"	450 gms.	963/-

Grab Bar



BRASS

ITEM CODE	SIZE IN MM	SIZE IN INCHES	ITEM WEIGHT	M.R.P. in ₹
17-0701	250mm	10"	340 gms.	1328/-
17-0702	400mm	16"	455 gms.	1765/-
17-0703	600mm	24"	615 gms.	2365/-

Grab Bar (Concealed)



BRASS

ITEM CODE	SIZE IN MM	SIZE IN INCHES	ITEM WEIGHT	M.R.P. in ₹
17-0704	255mm	10"	465 gms.	1793/-
17-0705	405mm	16"	600 gms.	2300/-
17-0706	610mm	24"	730 gms.	2790/-

ALLIED ITEMS

Bottle Trap Pipe (S.S.)



ITEM CODE	SIZE IN MM	SIZE IN INCHES	ITEM WEIGHT	M.R.P. in ₹ / Pc.
17-0608	127mm	5"	55 gms.	155/-
17-0609	178mm	7"	77 gms.	188/-
17-0610	305mm	12"	139 gms.	250/-
17-0611	380mm	15"	175 gms.	365/-
17-0612	457mm	18"	208 gms.	398/-
17-0613	610mm	24"	260 gms.	453/-

Straight Wash Basin Bracket



ITEM CODE	SIZE IN MM	SIZE IN INCHES	ITEM WEIGHT	M.R.P. in ₹ / Pc.
17-2801	254mm	10"	112 gms.	304/-
17-2802	305mm	12"	122 gms.	353/-
17-2803	380mm	15"	151 gms.	430/-
17-2804	457mm	18"	193 gms.	503/-

Hex Nipple (1")
Code : 17-1301
Weight : 50 gms.
M.R.P. ₹ : 178/-



Tee Fittings
Code : 17-1401
Weight : 65 gms.
M.R.P. ₹ : 225/-



Socket Fitting
Code : 17-1501
Weight : 35 gms.
M.R.P. ₹ : 123/-



Elbow Fitting
Code : 17-1601
Weight : 65 gms.
M.R.P. ₹ : 218/-



Square Push Cock
Code : 17-1101
Weight : 125 gms.
M.R.P. ₹ : 603/-



Urinal Spreader
Code : 17-1702
Weight : 165 gms.
M.R.P. ₹ : 598/-



Urinal Spreader (with Hex)
Code : 17-1701
Weight : 150 gms.
M.R.P. ₹ : 638/-



Urinal Bracket-S.S.
Code : 17-1804
Weight : 164 gms.
M.R.P. ₹ : 323/-



Rack Bolt 10mm
Code : 17-1801
Weight : 190 gms.
M.R.P. ₹ : 115/-



(Rag Bolt For Wash Basin)

Rack Bolt 10mm-SS
Code : 17-1802
Weight : 205 gms.
M.R.P. ₹ : 183/-



(Rag Bolt For Wash Basin)

Rack Bolt 12mm-KHLR
Code : 17-1803
Weight : 205 gms.
M.R.P. ₹ : 673/-



(Full SS)

Rack Bolt 16mm x 6"
Code : 17-1806
Weight : 210 gms.
M.R.P. ₹ : 645/-



(Rag Bolt For WC)

Rack Bolt 16mm x 9"
Code : 17-1805
Weight : 195 gms.
M.R.P. ₹ : 753/-



(Rag Bolt For WC)

Thread Seal PTFE Tape
Code : 17-1901
Weight : 10 gms.
M.R.P. ₹ : 30/-





SMOOTH PUSH-BUTTON

OPERATION

Easy to open and close. Can be pressed manually, ensuring long life time of the drain stopper.

Pop-up
Function



WASTE COUPLING

Full Thread Waste Coupling 3"

Code : 17-0301
Weight : 155 gms.
M.R.P. ₹ : 435/-



Full Thread Waste Coupling 5"

Code : 17-0302
Weight : 220 gms.
M.R.P. ₹ : 518/-



BRASS

Pop-Up Waste Coupling 3"

Code : 17-0304
Weight : 180 gms.
M.R.P. ₹ : 920/-



BRASS

Pop-Up Waste Coupling 5"

Code : 17-0305
Weight : 249 gms.
M.R.P. ₹ : 1510/-



BRASS

Pop-Up Waste Coupling Black 3"

Code : 17-0308
Weight : 180 gms.
M.R.P. ₹ : 1028/-



BRASS

Pop-Up Waste Coupling Black 5"

Code : 17-0311
Weight : 249 gms.
M.R.P. ₹ : 1598/-



BRASS

Pop-Up Waste Coupling Copper 3"

Code : 17-0307
Weight : 180 gms.
M.R.P. ₹ : 1028/-



BRASS

Pop-Up Waste Coupling Copper 5"

Code : 17-0310
Weight : 249 gms.
M.R.P. ₹ : 1598/-



BRASS

Pop-Up Waste Coupling Gold 3"

Code : 17-0306
Weight : 180 gms.
M.R.P. ₹ : 1028/-



BRASS

Pop-Up Waste Coupling Gold 5"

Code : 17-0309
Weight : 249 gms.
M.R.P. ₹ : 1598/-



JET SPRAY (AISI 304-18/8)

Jet Spray-Flat Nozzle



ITEM CODE	SIZE IN MM	SIZE	M.R.P. in ₹
18-0201-01	610mm	2 feet	490/-
18-0201-02	1000mm	1 meter	528/-

Jet Spray-Round Nozzle



ITEM CODE	SIZE IN MM	SIZE	M.R.P. in ₹
18-0202-01	610mm	2 feet	523/-
18-0202-02	1000mm	1 meter	558/-

Jet Spray-Triangle



ITEM CODE	SIZE IN MM	SIZE	M.R.P. in ₹
18-0203-01	610mm	2 feet	513/-
18-0203-02	1000mm	1 meter	548/-

SOAP DISH



Jewel Soap Dish

Code : 12-0501-05
Weight : 95 gms.
M.R.P. ₹ : 214/-



Crown Soap Dish

Code : 12-0501-06
Weight : 100 gms.
M.R.P. ₹ : 214/-



Ice Soap Dish

Code : 12-0501-03
Weight : 100 gms.
M.R.P. ₹ : 227/-



Gem Soap Dish

Code : 12-0501-04
Weight : 100 gms.
M.R.P. ₹ : 227/-



Maze Soap Dish

Code : 12-0501-01
Weight : 95 gms.
M.R.P. ₹ : 227/-



Oval Soap Dish

Code : 12-0501-02
Weight : 100 gms.
M.R.P. ₹ : 227/-



SHELF TRAY (S.S.)

Wall Shelf Tray Square (12" x 5")

Code : 12-1601-03
Weight : 609 gms.
M.R.P. ₹ : 1374/-



Wall Shelf Tray Square (15" x 5")

Code : 12-1601-02
Weight : 757 gms.
M.R.P. ₹ : 1543/-



Wall Shelf Corner 12" (Round)

Code : 12-1601-01
Weight : 745 gms.
M.R.P. ₹ : 1787/-



PREMIUM STAINLESS STEEL
Shelf Trays with Great
Load-bearing Capacity

1
YEAR
WARRANTY



CORROSION AND
RUST RESISTANT



QUICK & EASY
TO INSTALL



PRESSURE RESISTANT



HOT & COLD



LEAK PROOF



EASY TO CLEAN
NOZZLES



MADE IN INDIA

Easy to Clean,
SILICONE NOZZLES with
Intense Spray Technology

HAND SHOWER (WITH 1.0 METER FLEXIBLE SHOWER TUBE - AISI 304 & HOOK)

Volt Hand Shower



ITEM CODE	SIZE IN MM	SIZE IN INCHES	ITEM WEIGHT	M.R.P. in ₹
14-0301-01	90 x 220mm	3.5" x 8.5"	360 gms.	1346/-

(with 1.0 mtr. Flexible Shower Tube - AISI 304 & Hook)

Star Hand Shower



ITEM CODE	SIZE IN MM	SIZE IN INCHES	ITEM WEIGHT	M.R.P. in ₹
14-0301-03	90 x 220mm	3.5" x 8.5"	400 gms.	1436/-

(with 1.0 mtr. Flexible Shower Tube - AISI 304 & Hook)

Vaccum Hand Shower



ITEM CODE	SIZE IN MM	SIZE IN INCHES	ITEM WEIGHT	M.R.P. in ₹
14-0301-02	90 x 220mm	3.5" x 8.5"	400 gms.	1463/-

(with 1.0 mtr. Flexible Shower Tube - AISI 304 & Hook)

Mist Hand Shower



ITEM CODE	SIZE IN MM	SIZE IN INCHES	ITEM WEIGHT	M.R.P. in ₹
14-0301-05	60 x 220mm	2.25" x 8.5"	370 gms.	1276/-

(with 1.0 mtr. Flexible Shower Tube - AISI 304 & Hook)

HAND SHOWER (WITH 1.0 METER FLEXIBLE SHOWER TUBE - AISI 304 & HOOK)

Sigma Hand Shower (Multiflow)



ITEM CODE	SIZE IN MM	SIZE IN INCHES	ITEM WEIGHT	M.R.P. in ₹
14-0301-04	90 x 220mm	3.5" x 8.5"	405 gms.	1752/-

(with 1.0 mtr. Flexible Shower Tube - AISI 304 & Hook)

Symbol Hand Shower (Multiflow)



ITEM CODE	SIZE IN MM	SIZE IN INCHES	ITEM WEIGHT	M.R.P. in ₹
14-0301-06	120 x 260mm	4.75" x 10.25"	370 gms.	1428/-

(with 1.0 mtr. Flexible Shower Tube - AISI 304 & Hook)

OVERHEAD SHOWER (WITHOUT SHOWER ARM & FLANGE)



1 YEAR WARRANTY

CHOOSE THE SPRAY MODE THAT SUITS YOU BEST !



FOCUS FLOW



MASSAGE FLOW



RAIN FLOW

Cosmo Overhead Shower 4"

Code : 14-0201-09
Weight : 120 gms.
M.R.P. ₹ : 436/-



Astro Overhead Shower 4½"

Code : 14-0201-11
Weight : 125 gms.
M.R.P. ₹ : 457/-



Alpha Overhead Shower 5"

Code : 14-0202-08
Weight : 145 gms.
M.R.P. ₹ : 479/-



Curve Overhead Shower 3.25 x 5"

Code : 14-0203-01
Weight : 125 gms.
M.R.P. ₹ : 479/-



Velocity Overhead Shower 4"

Code : 14-0201-02
Weight : 121 gms.
M.R.P. ₹ : 536/-



Beta Overhead Shower 3.25"

Code : 14-0201-03
Weight : 145 gms.
M.R.P. ₹ : 673/-



Gamma Overhead Shower 4"

Code : 14-0202-01
Weight : 230 gms.
M.R.P. ₹ : 811/-



Gamma Overhead Shower 6"

Code : 14-0202-02
Weight : 545 gms.
M.R.P. ₹ : 2033/-



Atom Overhead Shower 6"

Code : 14-0201-01
Weight : 290 gms.
M.R.P. ₹ : 1125/-



Delta Overhead Shower (Multiflow)

Code : 14-0201-14
Weight : 150 gms.
M.R.P. ₹ : 830/-



OVERHEAD SHOWER (304 GRADE STAINLESS STEEL)



Ultra Sleek Overhead Shower



Item Code	Size in mm	Size in Inches	Item Weight	M.R.P. in ₹
14-0202-19	100 x 100mm	4" x 4"	155 gms.	692/-
14-0202-20	150 x 150mm	6" x 6"	315 gms.	965/-
14-0202-21	200 x 200mm	8" x 8"	535 gms.	1625/-
14-0202-22	305 x 305mm	12" x 12"	1100 gms.	2882/-

Rain Joy Overhead Shower



Item Code	Size in mm	Size in Inches	Item Weight	M.R.P. in ₹
14-0202-14	100 x 100mm	4" x 4"	185 gms.	919/-
14-0202-15	150 x 150mm	6" x 6"	345 gms.	1238/-
14-0202-16	200 x 200mm	8" x 8"	595 gms.	1760/-
14-0202-18	300 x 300mm	12" x 12"	1320 gms.	3563/-

OVERHEAD SHOWER (304 GRADE STAINLESS STEEL)

Hexa Overhead Shower



Item Code	Size in mm	Size in Inches	Item Weight	M.R.P. in ₹
14-0202-23	100 x 100mm	4" x 4"	155 gms.	776/-
14-0202-24	150 x 150mm	6" x 6"	315 gms.	1217/-
14-0202-25	200 x 200mm	8" x 8"	535 gms.	1990/-
14-0202-26	305 x 305mm	12" x 12"	1388 gms.	3336/-

Ultra Sleek Maze Overhead Shower



Item Code	Size in mm	Size in Inches	Item Weight	M.R.P. in ₹
14-0202-27	100 x 100mm	4" x 4"	155 gms.	882/-
14-0202-28	150 x 150mm	6" x 6"	315 gms.	1284/-
14-0202-29	200 x 200mm	8" x 8"	535 gms.	2149/-
14-0202-30	305 x 305mm	12" x 12"	1388 gms.	3541/-

Maze Overhead Shower



Item Code	Size in mm	Size in Inches	Item Weight	M.R.P. in ₹
14-0202-31	100 x 100mm	4" x 4"	155 gms.	919/-
14-0202-32	150 x 150mm	6" x 6"	315 gms.	1284/-
14-0202-33	200 x 200mm	8" x 8"	535 gms.	2390/-
14-0202-34	305 x 305mm	12" x 12"	1388 gms.	4338/-

Arc Overhead Shower



Item Code	Size in mm	Size in Inches	Item Weight	M.R.P. in ₹
14-0203-02	100 x 100mm	4" x 4"	155 gms.	1033/-
14-0203-03	150 x 150mm	6" x 6"	315 gms.	1511/-
14-0203-04	200 x 200mm	8" x 8"	535 gms.	2449/-
14-0203-05	305 x 305mm	12" x 12"	1388 gms.	4700/-

SHOWER ARM ROUND (WITH FLANGE)



Half Bend Round Shower Arm



Size in mm	Size in Inches	Item Weight (± 5%)	Item Code Premium Stainless Steel	M.R.P. in ₹ Premium Stainless Steel	Item Code AISI 304 Stainless Steel	M.R.P. in ₹ AISI 304 Stainless Steel
230mm	9"	160 gms.	14-0101-06	317/-	14-0401-06	498/-
300mm	12"	210 gms.	14-0101-07	382/-	14-0401-07	649/-
380mm	15"	255 gms.	14-0101-08	455/-	14-0401-08	800/-
455mm	18"	305 gms.	14-0101-09	557/-	14-0401-09	960/-
600mm	24"	605 gms.	14-0101-10	687/-	14-0401-10	1257/-

Full Bend Round Shower Arm



Item Code	Size in mm	Size in Inches	Item Weight	M.R.P. in ₹
14-0101-01	230mm	9"	160 gms.	317/-
14-0101-02	300mm	12"	225 gms.	382/-
14-0101-03	380mm	15"	270 gms.	455/-
14-0101-04	455mm	18"	320 gms.	557/-
14-0101-05	600mm	24"	610 gms.	687/-

Ceiling Arm Round with Flange



Item Code	Size in mm	Size in Inches	Item Weight	M.R.P. in ₹
14-0101-11	200mm	8"	160 gms.	309/-
14-0101-12	300mm	12"	255 gms.	382/-

SHOWER ARM SQUARE (WITH FLANGE)

Rectangular Shower Arm



Item Code	Size in mm	Size in Inches	Item Weight	M.R.P. in ₹
14-0102-01	300mm	12"	240 gms.	655/-
14-0102-02	380mm	15"	220 gms.	719/-
14-0102-03	455mm	18"	270 gms.	784/-

Square Shower Arm with Flange



Size in mm	Size in Inches	Item Weight (± 5%)	Item Code Premium Stainless Steel	M.R.P. in ₹ Premium Stainless Steel	Item Code AISI 304 Stainless Steel	M.R.P. in ₹ AISI 304 Stainless Steel
300mm	12"	255 gms.	14-0102-04	590/-	14-0402-04	649/-
380mm	15"	295 gms.	14-0102-05	684/-	14-0402-05	800/-
455mm	18"	340 gms.	14-0102-06	763/-	14-0402-06	949/-
610mm	24"	470 gms.	14-0102-07	982/-	14-0402-07	1257/-

L Type Square Shower Arm



Item Code	Size in mm	Size in Inches	Item Weight	M.R.P. in ₹
14-0102-08	300mm	12"	240 gms.	655/-
14-0102-09	380mm	15"	325 gms.	719/-
14-0102-10	455mm	18"	410 gms.	784/-

Ceiling Arm Square with Flange



Item Code	Size in mm	Size in Inches	Item Weight	M.R.P. in ₹
14-0102-11	200mm	8"	160 gms.	471/-
14-0102-12	300mm	12"	255 gms.	590/-



HEALTH FAUCET (WITH 1.0 METER FLEXIBLE SHOWER TUBE - AISI 304 & HOOK)

Plain White Health Faucet

Code : 18-0107
Weight : 270 gms.
M.R.P. ₹ : 727/-



(with 1.0 meter PVC Shower Tube & Hook)

Ring White Health Faucet

Code : 18-0106
Weight : 255 gms.
M.R.P. ₹ : 748/-



(with 1.0 meter PVC Shower Tube & Hook)

Ion Health Faucet

Code : 18-0112
Weight : 295 gms.
M.R.P. ₹ : 1155/-



Tesla Health Faucet

Code : 18-0108
Weight : 335 gms.
M.R.P. ₹ : 1072/-



OHM Health Faucet

Code : 18-0101
Weight : 328 gms.
M.R.P. ₹ : 1156/-



Proton Health Faucet

Code : 18-0102
Weight : 343 gms.
M.R.P. ₹ : 1156/-



Kelvin Health Faucet

Code : 18-0103
Weight : 325 gms.
M.R.P. ₹ : 1214/-



Newton Health Faucet

Code : 18-0105
Weight : 320 gms.
M.R.P. ₹ : 1214/-



Lepton Health Faucet

Code : 18-0104
Weight : 355 gms.
M.R.P. ₹ : 1327/-



Ion Chrome Health Faucet

Code : 18-0113
Weight : 305 gms.
M.R.P. ₹ : 1240/-



Weber Health Faucet

Code : 18-0110
Weight : 410 gms.
M.R.P. ₹ : 1485/-



Henry Health Faucet

Code : 18-0109
Weight : 470 gms.
M.R.P. ₹ : 1608/-



Lux Health Faucet

Code : 18-0111
Weight : 435 gms.
M.R.P. ₹ : 1672/-



SLIDING TRIGGER for a **CONCENTRATED FLOW**

304
STAINLESS
STEEL

CONNECTION PIPE & SHOWER TUBE

Connection Pipe PVC 12"

Code : 17-0803
Weight : 95 gms.
M.R.P. ₹ : 198/-



Connection Pipe PVC 18"

Code : 17-0801
Weight : 105 gms.
M.R.P. ₹ : 213/-



Connection Pipe PVC 24"

Code : 17-0802
Weight : 125 gms.
M.R.P. ₹ : 228/-



Connection Pipe PVC 30"

Code : 17-0804
Weight : 145 gms.
M.R.P. ₹ : 245/-



Connection Pipe PVC 36"

Code : 17-0805
Weight : 165 gms.
M.R.P. ₹ : 260/-



Connection Pipe SS 18"

Code : 17-0901
Weight : 105 gms.
M.R.P. ₹ : 193/-



Connection Pipe SS 24"

Code : 17-0902
Weight : 120 gms.
M.R.P. ₹ : 213/-



Connection Pipe SS 30"

Code : 17-0903
Weight : 148 gms.
M.R.P. ₹ : 233/-



Connection Pipe SS 36"

Code : 17-0904
Weight : 170 gms.
M.R.P. ₹ : 253/-



Shower Tube SS (1mtr)

Code : 17-1001
Weight : 225 gms.
M.R.P. ₹ : 598/-



Shower Tube SS (1.5mtr)

Code : 17-1002
Weight : 330 gms.
M.R.P. ₹ : 720/-



ANGLE VALVE

BRASS

Orion Angle Valve

Code : 17-0503
Weight : 220 gms.
M.R.P. ₹ : 623 / Pc.



Vega Angle Valve

Code : 17-0501
Weight : 190 gms.
M.R.P. ₹ : 675 / Pc.



Castor Angle Valve

Code : 17-0502
Weight : 205 gms.
M.R.P. ₹ : 695 / Pc.



Lyra Angle Valve

Code : 17-0504
Weight : 205 gms.
M.R.P. ₹ : 695 / Pc.



Leo Angle Valve

Code : 17-0505
Weight : 205 gms.
M.R.P. ₹ : 695 / Pc.



Ursa Angle Valve

Code : 17-0506
Weight : 210 gms.
M.R.P. ₹ : 695 / Pc.



FLANGE

Arise Flange

Code : 17-0406
Weight : 25 gms.
M.R.P. ₹ : 58/-



Fusion Flange

Code : 17-0407
Weight : 25 gms.
M.R.P. ₹ : 58/-



Coral Flange

Code : 17-0408
Weight : 25 gms.
M.R.P. ₹ : 58/-



Square Flange

Code : 17-0409
Weight : 25 gms.
M.R.P. ₹ : 65/-



FLANGE-CHROME PLATED

Arise Flange

Code : 17-0401
Weight : 25 gms.
M.R.P. ₹ : 68/-



Fusion Flange

Code : 17-0402
Weight : 25 gms.
M.R.P. ₹ : 68/-



Coral Flange

Code : 17-0403
Weight : 25 gms.
M.R.P. ₹ : 68/-



Square Flange

Code : 17-0404
Weight : 25 gms.
M.R.P. ₹ : 75/-



Premium Grade Stainless Steel
BATHROOM ACCESSORIES



1
YEAR
WARRANTY



BATH ACCESSORIES

SQUARE SERIES (AISI 304-18/8)

Robe Hook

Code : 12-0103-01
Weight : 300 gms.
M.R.P. ₹ : 606/-



Towel Ring

Code : 12-1103-01
Weight : 227 gms.
M.R.P. ₹ : 1140/-



Tumbler Holder

Code : 12-0303-01
Weight : 250 gms.
M.R.P. ₹ : 1216/-



Soap Dish

Code : 12-0503-01
Weight : 215 gms.
M.R.P. ₹ : 990/-



Double Soap Dish

Code : 12-0703-01
Weight : 350 gms.
M.R.P. ₹ : 1516/-



**Soap Dish with
Tumbler Holder**

Code : 12-0803-01
Weight : 375 gms.
M.R.P. ₹ : 1745/-



Toilet Paper Holder

Code : 12-1003-01
Weight : 276 gms.
M.R.P. ₹ : 1508/-



Towel Rod 24"

Code : 12-1203-01
Weight : 505 gms.
M.R.P. ₹ : 1798/-



Towel Rack 24"

Code : 12-1303-01
Weight : 505 gms.
M.R.P. ₹ : 5200/-



ROUND SERIES

Robe Hook

Code : 12-0102-01
Weight : 75 gms
M.R.P. ₹ : 358/-



Towel Ring

Code : 12-1102-01
Weight : 202 gms.
M.R.P. ₹ : 622/-



Tumbler Holder

Code : 12-0302-01
Weight : 185 gms.
M.R.P. ₹ : 664/-



Soap Dish

Code : 12-0502-01
Weight : 165 gms.
M.R.P. ₹ : 579/-



Double Soap Dish

Code : 12-0702-01
Weight : 330 gms.
M.R.P. ₹ : 887/-



**Soap Dish with
Tumbler Holder**

Code : 12-0802-01
Weight : 345 gms.
M.R.P. ₹ : 1019/-



Towel Rod 24"

Code : 12-1202-01
Weight : 325 gms.
M.R.P. ₹ : 977/-



Towel Rack 24"

Code : 12-1302-01
Weight : 815 gms.
M.R.P. ₹ : 2824/-



FEATHER SERIES

Robe Hook
Code : 12-0107-01
Weight : 85 gms.
M.R.P. ₹ : 369/-



Towel Ring
Code : 12-1107-01
Weight : 136 gms.
M.R.P. ₹ : 572/-



Tumbler Holder
Code : 12-0307-01
Weight : 150 gms.
M.R.P. ₹ : 550/-



Soap Dish
Code : 12-0507-01
Weight : 130 gms.
M.R.P. ₹ : 490/-



Double Soap Dish
Code : 12-0707-01
Weight : 237 gms.
M.R.P. ₹ : 929/-



Soap Dish with Tumbler Holder
Code : 12-0807-01
Weight : 262 gms.
M.R.P. ₹ : 1040/-



Towel Rod 24"
Code : 12-1207-01
Weight : 290 gms.
M.R.P. ₹ : 895/-



Towel Rack 24"
Code : 12-1307-01
Weight : 450 gms.
M.R.P. ₹ : 2672/-



MOON SERIES

Robe Hook
Code : 12-0111-01
Weight : 90 gms.
M.R.P. ₹ : 369/-



Towel Ring
Code : 12-1111-01
Weight : 202 gms.
M.R.P. ₹ : 598/-



Tumbler Holder
Code : 12-0311-01
Weight : 150 gms.
M.R.P. ₹ : 577/-



Soap Dish
Code : 12-0511-01
Weight : 135 gms.
M.R.P. ₹ : 490/-



Double Soap Dish
Code : 12-0711-01
Weight : 275 gms.
M.R.P. ₹ : 937/-



Soap Dish with Tumbler Holder
Code : 12-0811-01
Weight : 295 gms.
M.R.P. ₹ : 1048/-



Towel Rod 24"
Code : 12-1211-01
Weight : 300 gms.
M.R.P. ₹ : 935/-



Towel Rack 24"
Code : 12-1311-01
Weight : 1035 gms.
M.R.P. ₹ : 2893/-



BATH ACCESSORIES

DROP SERIES

Robe Hook

Code : 12-0110-01
Weight : 90 gms.
M.R.P. ₹ : 416/-



Towel Ring

Code : 12-1110-01
Weight : 125 gms.
M.R.P. ₹ : 627/-



Tumbler Holder

Code : 12-0310-01
Weight : 135 gms.
M.R.P. ₹ : 650/-



Soap Dish

Code : 12-0510-01
Weight : 120 gms.
M.R.P. ₹ : 564/-



Double Soap Dish

Code : 12-0710-01
Weight : 250 gms.
M.R.P. ₹ : 1032/-



**Soap Dish with
Tumbler Holder**

Code : 12-0810-01
Weight : 265 gms.
M.R.P. ₹ : 1145/-



Liquid Soap Dispenser

Code : 12-0910-01
Weight : 130 gms.
M.R.P. ₹ : 1543/-



Toilet Paper Holder

Code : 12-1010-01
Weight : 280 gms.
M.R.P. ₹ : 800/-



Towel Rod 24"

Code : 12-1210-01
Weight : 305 gms.
M.R.P. ₹ : 1137/-



Towel Rack 24"

Code : 12-1310-01
Weight : 450 Kgs.
M.R.P. ₹ : 3745/-



SOLAR SERIES

Robe Hook

Code : 12-0108-01
Weight : 105 gms.
M.R.P. ₹ : 437/-



Towel Ring

Code : 12-1108-01
Weight : 175 gms.
M.R.P. ₹ : 732/-



Tumbler Holder

Code : 12-0308-01
Weight : 195 gms.
M.R.P. ₹ : 866/-



Soap Dish

Code : 12-0508-01
Weight : 180 gms.
M.R.P. ₹ : 727/-



Double Soap Dish

Code : 12-0708-01
Weight : 485 gms.
M.R.P. ₹ : 1761/-



**Soap Dish with
Tumbler Holder**

Code : 12-0808-01
Weight : 462 gms.
M.R.P. ₹ : 2027/-



Liquid Soap Dispenser

Code : 12-0908-01
Weight : 130 gms.
M.R.P. ₹ : 1543/-



Toilet Paper Holder

Code : 12-1008-01
Weight : 276 gms.
M.R.P. ₹ : 1172/-



Towel Rod 24"

Code : 12-1208-01
Weight : 335 gms.
M.R.P. ₹ : 929/-



Towel Rack 24"

Code : 12-1308-01
Weight : 845 Kgs.
M.R.P. ₹ : 3116/-



STELLAR SERIES

Robe Hook

Code : 12-0109-01
Weight : 130 gms.
M.R.P. ₹ : 724/-



Towel Ring

Code : 12-1109-01
Weight : 125 gms.
M.R.P. ₹ : 800/-



Tumbler Holder

Code : 12-0309-01
Weight : 270 gms.
M.R.P. ₹ : 906/-



Soap Dish

Code : 12-0509-01
Weight : 227 gms.
M.R.P. ₹ : 872/-



Double Soap Dish

Code : 12-0709-01
Weight : 390 gms.
M.R.P. ₹ : 1522/-



Soap Dish with

Tumbler Holder

Code : 12-0809-01
Weight : 417 gms.
M.R.P. ₹ : 1635/-



Toilet Paper Holder

Code : 12-1009-01
Weight : 291 gms.
M.R.P. ₹ : 1150/-



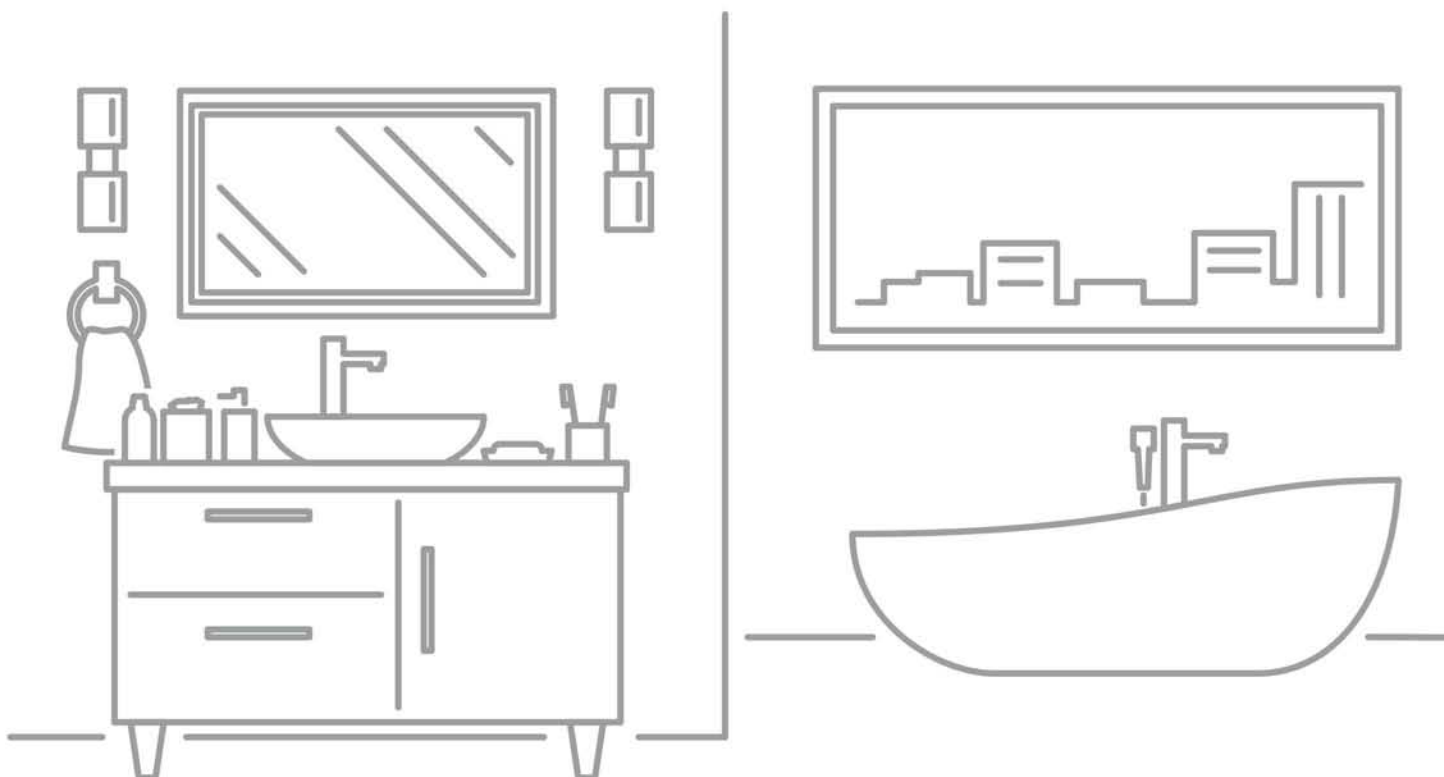
Towel Rod 24"

Code : 12-1209-01
Weight : 272 gms.
M.R.P. ₹ : 950/-



Towel Rack 24"

Code : 12-1309-01
Weight : 950 Kgs.
M.R.P. ₹ : 3369/-





ALUMINIUM



CORROSION AND RUST RESISTANT



DURABLE & LONG LASTING



QUICK & EASY TO INSTALL

1
YEAR
WARRANTY



MADE IN INDIA

BATH ACCESSORIES

EMBER SERIES

Robe Hook

Code : 12-0114-01
Weight : 58 gms.
M.R.P. ₹ : 730/-



Napkin Ring

Code : 12-1114-01
Weight : 161 gms.
M.R.P. ₹ : 1468/-



Tumbler Holder

Code : 12-0214-01
Weight : 573 gms.
M.R.P. ₹ : 1498/-



Soap Dish

Code : 12-0414-01
Weight : 251 gms.
M.R.P. ₹ : 1628/-



Double Soap Dish

Code : 12-0614-01
Weight : 522 gms.
M.R.P. ₹ : 2745/-



Soap Dispenser & Tumbler Holder

Code : 12-0814-01
Weight : 863 gms.
M.R.P. ₹ : 1963/-



Soap Dispenser (Glass)

Code : 12-0914-01
Weight : 353 gms.
M.R.P. ₹ : 1603/-



Shelf with Tumbler Holder & Soap Dispenser

Code : 12-1514-01
Weight : 1171 gms.
M.R.P. ₹ : 3728/-



Towel Ring with Tumbler Holder & Soap Dispenser

Code : 12-1414-01
Weight : 1023 gms.
M.R.P. ₹ : 3618/-



Towel Rod 24"

Code : 12-1214-01
Weight : 452 Kgs.
M.R.P. ₹ : 3400/-



EMBER SERIES (ROSE GOLD)

Robe Hook

Code : 12-0114-03
Weight : 58 gms.
M.R.P. ₹ : 744/-



Napkin Ring

Code : 12-1114-03
Weight : 161 gms.
M.R.P. ₹ : 1492/-



Tumbler Holder

Code : 12-0214-03
Weight : 573 gms.
M.R.P. ₹ : 1595/-



Soap Dish (Glass)

Code : 12-0414-03
Weight : 251 gms.
M.R.P. ₹ : 1728/-



Double Soap Dish

Code : 12-0614-03
Weight : 522 gms.
M.R.P. ₹ : 2984/-



Soap Dispenser & Tumbler Holder

Code : 12-0814-03
Weight : 863 gms.
M.R.P. ₹ : 1963/-



Soap Dispenser (Glass)

Code : 12-0914-03
Weight : 353 gms.
M.R.P. ₹ : 1706/-



Shelf with Tumbler Holder & Soap Dispenser

Code : 12-1514-03
Weight : 1171 gms.
M.R.P. ₹ : 4011/-



Towel Ring with Tumbler Holder & Soap Dispenser

Code : 12-1414-03
Weight : 1023 gms.
M.R.P. ₹ : 3887/-



Towel Rod 24"

Code : 12-1214-03
Weight : 452 gms.
M.R.P. ₹ : 3671/-



BATH ACCESSORIES

EMBER SERIES (GOLD)

Robe Hook
Code : 12-0114-02
Weight : 58 gms.
M.R.P. ₹ : 744/-



Napkin Ring
Code : 12-1114-02
Weight : 161 gms.
M.R.P. ₹ : 1492/-



Tumbler Holder
Code : 12-0214-02
Weight : 573 gms.
M.R.P. ₹ : 1595/-



Soap Dish (Glass)
Code : 12-0414-02
Weight : 251 gms.
M.R.P. ₹ : 1728/-



Double Soap Dish
Code : 12-0614-02
Weight : 522 gms.
M.R.P. ₹ : 2984/-



Soap Dispenser & Tumbler Holder
Code : 12-0814-02
Weight : 863 gms.
M.R.P. ₹ : 1963/-



Soap Dispenser (Glass)
Code : 12-0914-02
Weight : 353 gms.
M.R.P. ₹ : 1706/-



Shelf with Tumbler Holder & Soap Dispenser
Code : 12-1514-02
Weight : 1171 gms.
M.R.P. ₹ : 4011/-



Towel Ring with Tumbler Holder & Soap Dispenser
Code : 12-1414-02
Weight : 1023 gms.
M.R.P. ₹ : 3887/-



Towel Rod 24"
Code : 12-1214-02
Weight : 452 gms.
M.R.P. ₹ : 3671/-



EMBER SERIES (OLIVE GREEN)

Robe Hook
Code : 12-0114-04
Weight : 58 gms.
M.R.P. ₹ : 744/-



Napkin Ring
Code : 12-1114-04
Weight : 161 gms.
M.R.P. ₹ : 1492/-



Tumbler Holder
Code : 12-0214-04
Weight : 573 gms.
M.R.P. ₹ : 1595/-



Soap Dish (Glass)
Code : 12-0414-04
Weight : 251 gms.
M.R.P. ₹ : 1728/-



Double Soap Dish
Code : 12-0614-04
Weight : 522 gms.
M.R.P. ₹ : 2984/-



Soap Dispenser & Tumbler Holder
Code : 12-0814-04
Weight : 863 gms.
M.R.P. ₹ : 1963/-



Soap Dispenser (Glass)
Code : 12-0914-04
Weight : 353 gms.
M.R.P. ₹ : 1706/-



Shelf with Tumbler Holder & Soap Dispenser
Code : 12-1514-04
Weight : 1171 gms.
M.R.P. ₹ : 4011/-



Towel Ring with Tumbler Holder & Soap Dispenser
Code : 12-1414-04
Weight : 1023 gms.
M.R.P. ₹ : 3887/-



Towel Rod 24"
Code : 12-1214-04
Weight : 452 gms.
M.R.P. ₹ : 3671/-



FOLDABLE TOWEL RACK



**Foldable
Towel Rack**
Make good use of
bathroom space

Round Foldable
Towel Rack 24"
Code : 12-1301-02
Weight : 1200 gms.
M.R.P. ₹ : 2811/-



Square Foldable
Towel Rack 24"
Code : 12-1301-03
Weight : 1230 gms.
M.R.P. ₹ : 3293/-



Dual Foldable
Towel Rack 24"
Code : 12-1301-01
Weight : 1500 gms.
M.R.P. ₹ : 3250/-



Dual Foldable Towel
Rack 24" (304)
Code : 12-1301-04
Weight : 1500 gms.
M.R.P. ₹ : 4200/-




Warranty Coverage

PRODUCT	Residential Warranty Period	Commercial & Projects Warranty Period
CP Fitting (Faucets/Diverter/Concealed Bodies/Wall Mixer/ Basin Mixers/Angle Valves)	10 Years	1 Year
S.S. - Sink	10 Years	1 Year
ABS - Overhead Shower / Hand Shower / Health Faucet	1 Year	1 Year
Health Faucets - ABS / Brass	1 Year	1 Year
Flexible Hose Pipe, Connection Tubes	1 Year	1 Year
P.T.M.T. - Faucets / Accessories	3 Years	1 Year
S.S. - Gratings / Traps	10 Years	1 Year
S.S. - Kitchen & Bathroom Accessories / Allied Items	1 Year	1 Year
Other Products	1 Year	1 Year

For product support and warranty coverage, register @ www.ruheindia.com/pages/warranty-registration



PLEASE SCAN QR CODE TO
DOWNLOAD CATALOGUE





PLEASE SCAN QR CODE TO



- ✓ All pictures, specifications and other content in this catalogue are the property of Ruhe and shall not be reproduced in any form of media without the expressed written permission from Ruhe.
- ✓ All product images and specifications are subject to the actual technical data.
- ✓ Ruhe reserves the right to make any changes and modifications, without prior notice, resulted from technology development.

Ruhe[®]

RUHE SOLUTIONS PVT. LTD.

🏠 **Works :** 24/11, Master Mohalla, Libaspur Industrial Area, Delhi-110042

🏠 **Corporate Off. :** 702-703, Aggarwal Corporate Heights, 7th Floor, Netaji Subash Place, Delhi-110034

✉ support@ruheindia.com 🌐 www.ruheindia.com