

# Ruhe®



@RUHEIND

Please Scan QR Code to  
Join Our  Telegram Channel



INDIA'S BIGGEST  
**DIGITAL BRAND**  
IN KITCHEN AND  
BATHROOM FITTINGS

MADE IN INDIA



CATALOGUE

JANUARY 2024

## ABOUT US

### ABOUT RUHE

Ruhe was established by a young first-generation entrepreneur in 2020 with the sole aim of making a mark in the realm of the Kitchen & Bathroom Fittings Industry. The brand before its inception operated as an OEM but within a short period realized its competence and immense potential and moved ahead with its establishment as an Individual Company, which today takes pride in indigenously manufacturing and selling millions of products across the length and breadth of the Country.

The brand illuminates its core values of extraordinary quality and services through its 100% Made in India products with authentic, standardized and genuine Raw Materials, full warranties on all its products for up to 10 years, and reliant and efficient consumer care and support.

Ruhe has over 2000 Stock Keeping Units (SKUs) and offers a wide array of made-in-India Bathroom and Kitchen Fittings and Fixtures – Kitchen Sinks, Handmade Sinks, Shower Drain Channels, Floor Drains, PTMT Faucets, Showers, Health Faucets, Unbreakable Bathroom Accessories and all Allied Items for installation purposes. With its water-saving faucets and showers, which consume substantially less water than their conventional equivalents, it takes the lead in dealing with water conservation and promotes sustainability by using recyclable raw materials for in-house manufacturing and packaging.

Ruhe has grown considerably in the market as a result of its solid work ethic, creative intellect, and support from its ever-growing consumer base and continues to march ahead with the vision to make its most practical, convenient and elegant products directly accessible to every Indian household.



# RUHE GROUP OF COMPANIES

Backed by an experience of over 3 decades, Ruhe Solutions Pvt. Ltd. is admired for its premium Kitchen & Bathroom Fittings. The Group of Companies is acclaimed for excellence in responsible manufacturing with a perfect amalgamation of fine craftsmanship, technological innovation and long-lasting performance. Its wide range of products caters to the needs of the architectural and interior design markets.

Over  
**2000+**  
Stock Keeping Units



Delivery in  
**1000+**  
cities in INDIA



[ YOUR  
**ONE  
STOP  
SHOP** ]

Only Indian Brand  
to offer all major  
bathroom fittings  
options under  
one roof

# OUR FOUNDER'S JOURNEY



Become India's Biggest Kitchen and Bath Fittings Company



## CONTENTS

### Kitchen Sinks

Handmade Sinks	07-09
Nano Waterfall Single Bowl Sink	10
Machine Drawn Sinks	11-12
Quartz Sinks	13-20
Sink Accessories	21

### Brass Faucet

Liva Series	29-30
Kubix Series	31-32
Clarion Series	33-34
Aqua Series	35-37
Onyx Series	38-39
Orbit Series	40-41
Vela Series	42-44
Rica Series	45-47
Eclipse Series	48-51
Euphoria Series	52-54
Kara Series	55-58
Pavo Series	59-62
Pristine Series	63-66
Elixir Series	67-70
Demure Series	71-74
Diverter Series	75-77
Faucet Accessories	78-79
Brass Ball Valve	80
Touchless Faucet	81

Ruhe®



18 gauge (upto 1mm)  
Stainless Steel sheets



Durable & Long Lasting



AISI 304 Grade  
Stainless Steel



Extra-thick Weightless  
Foam Pad



Rounded Corners



Engineered for  
Quick Drainage



100% Made in India

UPTO  
**10**  
YEARS  
WARRANTY

STAINLESS STEEL  
**KITCHEN SINKS**



# KITCHEN SINKS

## Handmade Single Bowl



Over All Size (LxWxH) Inches	Bowl Size Inches	Over All Size (LxWxH) mm	Bowl Size mm	Steel Weight (± 5%)	Item Code Premium Grade Stainless Steel	M.R.P. in ₹ Premium Grade Stainless Steel
18" x 16" x 10"	16" x 14"	450 x 400 x 225mm	400 x 350mm	5.200Kgs.	13-0103-01-EX	5591/-
24" x 18" x 10"	22" x 16"	600 x 448 x 258mm	550 x 398mm	6.800Kgs.	13-0103-02-EX	5819/-
20" x 17" x 9"	18" x 15"	500 x 430 x 225mm	457 x 380mm	6.100Kgs.	13-0103-03-EX	5710/-
21" x 18" x 9"	19" x 16"	530 x 450 x 225mm	482 x 406mm	6.300Kgs.	13-0103-04-EX	5710/-
32" x 20" x 10"	30" x 18"	810 x 500 x 245mm	762 x 457mm	7.800Kgs.	13-0103-05-EX	8987/-

Included Accessories



## Handmade Single Bowl with Drainboard



Over All Size (LxWxH) Inches	Bowl Size Inches	Over All Size (LxWxH) mm	Bowl Size mm	Steel Weight (± 5%)	Item Code Premium Grade Stainless Steel	M.R.P. in ₹ Premium Grade Stainless Steel
37" x 18" x 10"	19" x 16"	940 x 460 x 250mm	485 x 410mm	8.300Kgs.	13-0203-01-EX	9759/-
45" x 20" x 10"	21" x 18"	1140 x 500 x 250mm	530 x 450mm	9.500Kgs.	13-0203-02-EX	11126/-

Included Accessories



## Handmade Double Bowl



Over All Size (LxWxH) Inches	Bowl Size Inches	Over All Size (LxWxH) mm	Bowl Size mm	Steel Weight (± 5%)	Item Code Premium Grade Stainless Steel	M.R.P. in ₹ Premium Grade Stainless Steel
37" x 18" x 10"	17" x 16"	932 x 442 x 225mm	428 x 392mm	12.300Kgs.	13-0303-01-EX	9668/-
45" x 20" x 10"	21" x 18"	1139 x 498 x 246mm	532 x 448mm	13.800Kgs.	13-0303-02-EX	10275/-

Included Accessories



## Handmade Single Bowl (AISI 304)



304  
STAINLESS  
STEEL

Over All Size (LxWxH) Inches	Bowl Size Inches	Over All Size (LxWxH) mm	Bowl Size mm	Steel Weight (± 5%)	Item Code AISI 304 Stainless Steel	M.R.P. in ₹ AISI 304 Stainless Steel
18" x 16" x 10"	16" x 14"	455 x 404 x 236mm	405 x 354mm	8.200Kgs.	13-0103-03	11169/-
24" x 18" x 10"	22" x 16"	610 x 457 x 254mm	560 x 407mm	9.900Kgs.	13-0103-04	11852/-
20" x 17" x 10"	18" x 15"	508 x 432 x 254mm	458 x 381mm	8.700Kgs.	13-0103-05	11325/-
21" x 18" x 10"	19" x 16"	534 x 458 x 254mm	483 x 407mm	9.300Kgs.	13-0103-06	11525/-
32" x 20" x 10"	30" x 18"	813 x 508 x 254mm	762 x 458mm	11.800Kgs.	13-0103-07	14496/-
32" x 18" x 10"	30" x 16"	813 x 458 x 254mm	762 x 407mm	11.200Kgs.	13-0103-08	14130/-

Included Accessories



### Handmade Single Bowl with Drainboard



Over All Size (LxWxH) Inches	Bowl Size Inches	Over All Size (LxWxH) mm	Bowl Size mm	Steel Weight (± 5%)	Item Code AISI 304 Stainless Steel	M.R.P. in ₹ AISI 304 Stainless Steel
37" x 18" x 10"	21" x 16"	940 x 458 x 254mm	528 x 408mm	10.800Kgs.	13-0203-03	21083/-
45" x 20" x 10"	21" x 18"	1144 x 510 x 254mm	528 x 457mm	12.500Kgs.	13-0203-04	23949/-

#### Included Accessories



### Handmade Double Bowl (AISI 304)



Over All Size (LxWxH) Inches	Bowl Size Inches	Over All Size (LxWxH) mm	Bowl Size mm	Steel Weight (± 5%)	Item Code AISI 304 Stainless Steel	M.R.P. in ₹ AISI 304 Stainless Steel
32" x 18" x 10"	16" x 14.5"	814 x 458 x 254mm	407 x 369mm	15.500Kgs.	13-0303-05	19900/-
37" x 18" x 10"	17" x 16"	932 x 442 x 225mm	428 x 392mm	16.500Kgs.	13-0303-03	21083/-
45" x 20" x 10"	21" x 18"	1139 x 498 x 246mm	532 x 448mm	19Kgs.	13-0303-04	23949/-

#### Included Accessories



### Single Bowl with Tap Hole (AISI 304)



Over All Size (LxWxH) Inches	Bowl Size Inches	Over All Size (LxWxH) mm	Bowl Size mm	Steel Weight (± 5%)	Item Code AISI 304 Stainless Steel	M.R.P. in ₹ AISI 304 Stainless Steel
18" x 16" x 10"	16" x 12"	456 x 406 x 238mm	405 x 305mm	8Kgs.	13-0111-01	11844/-
20" x 17" x 10"	18" x 13"	508 x 427 x 238mm	458 x 328mm	8.500Kgs.	13-0111-02	12116/-
21" x 18" x 10"	19" x 14"	532 x 456 x 238mm	480 x 353mm	9Kgs.	13-0111-03	12571/-
22" x 18" x 10"	20" x 14"	560 x 430 x 238mm	508 x 353mm	9.200Kgs.	13-0111-04	12762/-
24" x 18" x 10"	22" x 14"	610 x 456 x 238mm	558 x 355mm	9.500Kgs.	13-0111-05	12829/-
32" x 20" x 10"	30" x 16"	813 x 507 x 238mm	761 x 406mm	11.500Kgs.	13-0111-06	14812/-

#### Included Accessories



### Double Bowl with Tap Hole (AISI 304)



Over All Size (LxWxH) Inches	Bowl Size Inches	Steel Weight (± 5%)	Item Code AISI 304 Stainless Steel	M.R.P. in ₹ AISI 304 Stainless Steel
32" x 18" x 10"	14" x 16"	11.500kgs.	13-0311-01	19998/-
37" x 18" x 10"	17" x 16"	16.200kgs.	13-0311-02	21589/-
45" x 20" x 10"	21" x 18"	18.700kgs.	13-0311-03	23367/-

#### Included Accessories





# KITCHEN SINKS

## Single Bowl Exclusive (Black)



Over All Size (LxWxH) Inches	Bowl Size Inches	Over All Size (LxWxH) mm	Bowl Size mm	Steel Weight (± 5%)	Item Code Premium Grade Stainless Steel	M.R.P. in ₹ Premium Grade Stainless Steel
24" x 18" x 10"	22" x 16"	610 x 457 x 240mm	560 x 407mm	6.800Kgs.	13-0112-04	8540/-

Included Accessories



## Single Bowl Exclusive (Gold)



Over All Size (LxWxH) Inches	Bowl Size Inches	Over All Size (LxWxH) mm	Bowl Size mm	Steel Weight (± 5%)	Item Code Premium Grade Stainless Steel	M.R.P. in ₹ Premium Grade Stainless Steel
24" x 18" x 10"	22" x 16"	610 x 457 x 240mm	560 x 407mm	6.800Kgs.	13-0113-04	8540/-

Included Accessories



## Double Bowl Exclusive (Black)



Over All Size (LxWxH) Inches	Bowl Size Inches	Over All Size (LxWxH) mm	Bowl Size mm	Steel Weight (± 5%)	Item Code Premium Grade Stainless Steel	M.R.P. in ₹ Premium Grade Stainless Steel
37" x 18" x 10"	17" x 15.5"	932 x 442 x 225mm	428 x 392mm	12.300Kgs.	13-0312-01	12930/-
45" x 20" x 10"	21" x 17.5"	1139 x 498 x 245mm	532 x 448mm	13.800Kgs.	13-0312-02	13735/-

Included Accessories



## KITCHEN NANO SINK



### Nano Waterfall Single Bowl Sink



Over All Size (LxWxH) Inches	Bowl Size Inches	Over All Size (LxWxH) mm	Bowl Size mm	Steel Weight (± 5%)	Item Code Premium Grade Stainless Steel	M.R.P. in ₹ Premium Grade Stainless Steel
30" x 18" x 9"	27.5" x 14"	750 x 450 x 215mm	700 x 350mm	9.800Kgs.	13-0126-02	28822/-

#### Included Accessories





## KITCHEN SINKS

### Oval Single Bowl



Over All Size (LxWxH) Inches	Bowl Size Inches	Steel Weight (± 5%)	Item Code Premium Grade Stainless Steel	M.R.P. in ₹ Premium Grade Stainless Steel	Item Code AISI 304 Stainless Steel	M.R.P. in ₹ AISI 304 Stainless Steel
16" x 18" x 8"	14" x 16"	2.680Kgs	13-0102-01	3348/-	13-0105-01	5043/-
20" x 17" x 8"	15" x 18"	2.880Kgs.	13-0102-02	3585/-	13-0105-02	5388/-
21" x 18" x 8"	15" x 18"	2.980Kgs.	13-0102-03	3680/-	13-0105-03	5568/-
22" x 18" x 8"	20" x 16"	3.480Kgs.	13-0102-04	4115/-	13-0105-04	6305/-
24" x 18" x 9"	22" x 16"	3.680Kgs.	13-0102-05	4263/-	13-0105-05	6583/-

#### Included Accessories



### Square Single Bowl



Over All Size (LxWxH) Inches	Bowl Size Inches	Steel Weight (± 5%)	Item Code Premium Grade Stainless Steel	M.R.P. in ₹ Premium Grade Stainless Steel	Item Code AISI 304 Stainless Steel	M.R.P. in ₹ AISI 304 Stainless Steel
15" x 12" x 6"	13" x 10"	1.780Kgs.	13-0101-01	3038/-	13-0104-01	4220/-
16" x 14" x 6"	14" x 12"	2.180Kgs.	13-0101-02	3283/-	13-0104-02	4680/-
16" x 18" x 8"	16" x 14"	2.880Kgs.	13-0101-03	3933/-	13-0104-03	5940/-
20" x 17" x 8"	18" x 15"	3.180Kgs.	13-0101-05	4135/-	13-0104-05	6205/-
21" x 18" x 8"	18" x 15"	3.380Kgs.	13-0101-07	4255/-	13-0104-07	6435/-
22" x 18" x 8"	20" x 16"	3.780Kgs.	13-0101-08	4695/-	13-0104-08	7185/-
24" x 18" x 9"	22" x 16"	3.980Kgs.	13-0101-10	4960/-	13-0104-10	7680/-
26" x 20" x 9"	24" x 18"	4.880Kgs.	13-0101-12	5605/-	13-0104-12	8825/-
27" x 21" x 9"	24" x 18"	5.080Kgs.	13-0101-13	5758/-	13-0104-13	9120/-

#### Included Accessories



### Oval Single Bowl with Drain Board



Over All Size (LxWxH) Inches	Bowl Size Inches	Steel Weight (± 5%)	Item Code Premium Grade Stainless Steel	M.R.P. in ₹ Premium Grade Stainless Steel	Item Code AISI 304 Stainless Steel	M.R.P. in ₹ AISI 304 Stainless Steel
37" x 18" x 8"	16" x 14"	4.180Kgs.	13-0202-01	5250/-	13-0205-01	7985/-
42" x 20" x 9"	20" x 16"	5.380Kgs.	13-0202-02	6158/-	13-0205-02	9575/-
45" x 20" x 9"	20" x 16"	5.780Kgs.	13-0202-03	6373/-	13-0205-03	9973/-



#### Included Accessories



### Square Single Bowl with Drain Board



Over All Size (LxWxH) Inches	Bowl Size Inches	Steel Weight (± 5%)	Item Code Premium Grade Stainless Steel	M.R.P. in ₹ Premium Grade Stainless Steel	Item Code AISI 304 Stainless Steel	M.R.P. in ₹ AISI 304 Stainless Steel
32" x 18" x 8"	16" x 14"	3.980Kgs.	13-0201-02	5295/-	13-0204-02	7863/-
32" x 20" x 8"	16" x 14"	4.280Kgs.	13-0201-03	5478/-	13-0204-03	8210/-
37" x 18" x 8"	16" x 14"	4.580Kgs.	13-0201-04	5808/-	13-0204-04	8765/-
42" x 20" x 9"	20" x 16"	5.780Kgs.	13-0201-05	6813/-	13-0204-05	10553/-
45" x 20" x 9"	20" x 16"	5.980Kgs.	13-0201-06	6933/-	13-0204-06	10783/-



#### Included Accessories



### Oval Double Bowl



Over All Size (LxWxH) Inches	Bowl Size Inches	Steel Weight (± 5%)	Item Code Premium Grade Stainless Steel	M.R.P. in ₹ Premium Grade Stainless Steel	Item Code AISI 304 Stainless Steel	M.R.P. in ₹ AISI 304 Stainless Steel
37" x 18" x 8"	16" x 14"	5.180Kgs.	13-0302-01	7095/-	13-0305-01	10610/-
45" x 20" x 9"	20" x 16"	6.980Kgs.	13-0302-02	8718/-	13-0305-02	13403/-

#### Included Accessories



### Square Double Bowl



Over All Size (LxWxH) Inches	Bowl Size Inches	Steel Weight (± 5%)	Item Code Premium Grade Stainless Steel	M.R.P. in ₹ Premium Grade Stainless Steel	Item Code AISI 304 Stainless Steel	M.R.P. in ₹ AISI 304 Stainless Steel
32" x 20" x 8"	16" x 14"	5.380Kgs.	13-0301-01	7605/-	13-0304-01	11388/-
37" x 18" x 8"	16" x 14"	5.680Kgs.	13-0301-02	7873/-	13-0304-02	11843/-
45" x 20" x 9"	20" x 16"	7.880Kgs.	13-0301-03	9663/-	13-0304-03	14910/-

#### Included Accessories





# QUARTZ SINKS

Single Bowl (Matte Black)



<b>ITEM CODE</b> 13-0118-01	<b>ITEM CODE</b> 13-0118-02
<b>Size</b> 24" x 18" x 9"	<b>Size</b> 21" x 18" x 9"
<b>M.R.P. ₹</b> 7472/-	<b>M.R.P. ₹</b> 7397/-
<b>THICKNESS</b> 10mm	<b>THICKNESS</b> 10mm
<b>WEIGHT</b> 12.250 kg.	<b>WEIGHT</b> 10.500 kg.

Single Bowl (Sand Pluto)



<b>ITEM CODE</b> 13-0119-01	<b>ITEM CODE</b> 13-0119-02
<b>Size</b> 24" x 18" x 9"	<b>Size</b> 21" x 18" x 9"
<b>M.R.P. ₹</b> 7472/-	<b>M.R.P. ₹</b> 7397/-
<b>THICKNESS</b> 10mm	<b>THICKNESS</b> 10mm
<b>WEIGHT</b> 12.250 kg.	<b>WEIGHT</b> 10.500 kg.

Single Bowl (Smoke Grey)



<b>ITEM CODE</b> 13-0120-01	<b>ITEM CODE</b> 13-0120-02
<b>Size</b> 24" x 18" x 10"	<b>Size</b> 21" x 18" x 9"
<b>M.R.P. ₹</b> 7472/-	<b>M.R.P. ₹</b> 7397/-
<b>THICKNESS</b> 10mm	<b>THICKNESS</b> 10mm
<b>WEIGHT</b> 12.250 kg.	<b>WEIGHT</b> 10.500 kg.

Single Bowl (Crystal White)



<b>ITEM CODE</b> 13-0121-01	<b>ITEM CODE</b> 13-0121-02
<b>Size</b> 24" x 18" x 10"	<b>Size</b> 21" x 18" x 9"
<b>M.R.P. ₹</b> 7472/-	<b>M.R.P. ₹</b> 7397/-
<b>THICKNESS</b> 10mm	<b>THICKNESS</b> 10mm
<b>WEIGHT</b> 12.250 kg.	<b>WEIGHT</b> 10.500 kg.

Single Bowl (Choco Brown)



<b>ITEM CODE</b> 13-0123-01	<b>ITEM CODE</b> 13-0123-02
<b>Size</b> 24" x 18" x 10"	<b>Size</b> 21" x 18" x 9"
<b>M.R.P. ₹</b> 7472/-	<b>M.R.P. ₹</b> 7397/-
<b>THICKNESS</b> 10mm	<b>THICKNESS</b> 10mm
<b>WEIGHT</b> 12.250 kg.	<b>WEIGHT</b> 10.500 kg.

Single Bowl (Sand Choco)



<b>ITEM CODE</b> 13-0124-01	<b>ITEM CODE</b> 13-0124-02
<b>Size</b> 24" x 18" x 10"	<b>Size</b> 21" x 18" x 9"
<b>M.R.P. ₹</b> 7472/-	<b>M.R.P. ₹</b> 7397/-
<b>THICKNESS</b> 10mm	<b>THICKNESS</b> 10mm
<b>WEIGHT</b> 12.250 kg.	<b>WEIGHT</b> 10.500 kg.



Included Accessories



Single Bowl (Matte Black)



**ITEM CODE**  
13-0118-03

**Size**  
31" x 19" x 9"

**M.R.P. ₹**  
12561/-

**THICKNESS**  
14mm

**WEIGHT**  
14 kg.

Single Bowl (Sand Pluto)



**ITEM CODE**  
13-0119-03

**Size**  
31" x 19" x 9"

**M.R.P. ₹**  
12561/-

**THICKNESS**  
14mm

**WEIGHT**  
14 kg.

Single Bowl (Smoke Grey)



**ITEM CODE**  
13-0120-03

**Size**  
31" x 19" x 9"

**M.R.P. ₹**  
12561/-

**THICKNESS**  
14mm

**WEIGHT**  
14 kg.

Single Bowl (Crystal White)



**ITEM CODE**  
13-0121-03

**Size**  
31" x 19" x 9"

**M.R.P. ₹**  
12561/-

**THICKNESS**  
14mm

**WEIGHT**  
14 kg.

Single Bowl (Choco Brown)



**ITEM CODE**  
13-0123-03

**Size**  
31" x 19" x 9"

**M.R.P. ₹**  
12561/-

**THICKNESS**  
14mm

**WEIGHT**  
14 kg.

Single Bowl (Sand Choco)



**ITEM CODE**  
13-0124-03

**Size**  
31" x 19" x 9"

**M.R.P. ₹**  
12561/-

**THICKNESS**  
14mm

**WEIGHT**  
14 kg.





## QUARTZ SINKS

### Single Bowl with Drain Board (Black)



Item Code	Size in Inches	Sink Thickness	Item Weight	M.R.P. in ₹
13-0218-01	36" x 18" x 9"	12 mm	18.500 kg.	13060/-
13-0218-02	40" x 20" x 9"	12 mm	16.800 kg.	16860/-

#### Included Accessories



### Single Bowl with Drain Board (Sand Pluto)



Item Code	Size in Inches	Sink Thickness	Item Weight	M.R.P. in ₹
13-0219-01	36" x 18" x 9"	12 mm	18.500 kg.	13060/-
13-0219-02	40" x 20" x 9"	12 mm	16.800 kg.	16860/-

#### Included Accessories



### Single Bowl with Drain Board (Smoke Grey)



Item Code	Size in Inches	Sink Thickness	Item Weight	M.R.P. in ₹
13-0220-01	36" x 18" x 9"	12 mm	18.500 kg.	13060/-
13-0220-02	40" x 20" x 9"	12 mm	16.800 kg.	16860/-

#### Included Accessories



### Single Bowl with Drain Board (Crystal White)



Item Code	Size in Inches	Sink Thickness	Item Weight	M.R.P. in ₹
13-0221-01	36" x 18" x 9"	12 mm	18.500 kg.	13060/-
13-0221-02	40" x 20" x 9"	12 mm	16.800 kg.	16860/-

#### Included Accessories



### Single Bowl with Drain Board (Choco Brown)



Item Code	Size in Inches	Sink Thickness	Item Weight	M.R.P. in ₹
13-0223-01	36" x 18" x 9"	12 mm	18.500 kg.	13060/-
13-0223-02	40" x 20" x 9"	12 mm	16.800 kg.	16860/-

#### Included Accessories



### Single Bowl with Drain Board (Sand Choco)



Item Code	Size in Inches	Sink Thickness	Item Weight	M.R.P. in ₹
13-0224-01	36" x 18" x 9"	12 mm	18.500 kg.	13060/-
13-0224-02	40" x 20" x 9"	12 mm	16.800 kg.	16860/-

#### Included Accessories



### Double Bowl (Matte Black)




Item Code	Size in Inches	Sink Thickness	Item Weight	M.R.P. in ₹
13-0318-01	37" x 18" x 10"	14 mm	22 kg.	15891/-
13-0318-04	45" x 20" x 9"	14 mm	25.400 kg.	17684/-

#### Included Accessories



### Double Bowl (Sand Pluto)



Item Code	Size in Inches	Sink Thickness	Item Weight	M.R.P. in ₹
13-0319-01	37" x 18" x 10"	14 mm	22 kg.	15891/-
13-0319-04	45" x 20" x 9"	14 mm	25.400 kg.	17684/-

#### Included Accessories





## QUARTZ SINKS

### Double Bowl (Smoke Grey)



Item Code	Size in Inches	Sink Thickness	Item Weight	M.R.P. in ₹
13-0320-01	37" x 18" x 10"	14 mm	22 kg.	15891/-
13-0320-04	45" x 20" x 9"	14 mm	25.400 kg.	17684/-

Included Accessories



### Double Bowl (Crystal White)



Item Code	Size in Inches	Sink Thickness	Item Weight	M.R.P. in ₹
13-0321-01	37" x 18" x 10"	14 mm	22 kg.	15891/-
13-0321-04	45" x 20" x 9"	14 mm	25.400 kg.	17684/-

Included Accessories



### Double Bowl (Choco Brown)



Item Code	Size in Inches	Sink Thickness	Item Weight	M.R.P. in ₹
13-0323-01	37" x 18" x 10"	14 mm	22 kg.	15891/-
13-0323-04	45" x 20" x 9"	14 mm	25.400 kg.	17684/-

Included Accessories



### Double Bowl (Choco Brown)



Item Code	Size in Inches	Sink Thickness	Item Weight	M.R.P. in ₹
13-0324-01	37" x 18" x 10"	14 mm	22 kg.	15891/-
13-0324-04	45" x 20" x 9"	14 mm	25.400 kg.	17684/-

Included Accessories



## QUARTZ SINKS



Double Bowl with Drain Board (Black)



**ITEM CODE**  
13-0218-03

**Size**  
45" x 20" x 9"

**M.R.P. ₹**  
20397/-

**THICKNESS**  
12mm

**WEIGHT**  
21.700 kgs.

Double Bowl with Drain Board (Sand Pluto)



**ITEM CODE**  
13-0219-03

**Size**  
45" x 20" x 9"

**M.R.P. ₹**  
20397/-

**THICKNESS**  
12mm

**WEIGHT**  
21.700 kgs.

Double Bowl with Drain Board (Smoke Grey)



**ITEM CODE**  
13-0220-03

**Size**  
45" x 20" x 9"

**M.R.P. ₹**  
20397/-

**THICKNESS**  
12mm

**WEIGHT**  
21.700 kgs.

Double Bowl with Drain Board (Crystal White)



**ITEM CODE**  
13-0221-03

**Size**  
45" x 20" x 9"

**M.R.P. ₹**  
20397/-

**THICKNESS**  
12mm

**WEIGHT**  
21.700 kgs.

Double Bowl with Drain Board (Choco Brown)



**ITEM CODE**  
13-0223-03

**Size**  
45" x 20" x 9"

**M.R.P. ₹**  
20397/-

**THICKNESS**  
12mm

**WEIGHT**  
21.700 kgs.

Double Bowl with Drain Board (Sand Choco)



**ITEM CODE**  
13-0224-03

**Size**  
45" x 20" x 9"

**M.R.P. ₹**  
20397/-

**THICKNESS**  
12mm

**WEIGHT**  
21.700 kgs.





## QUARTZ SINKS

Double Bowl (Matte Black)



**ITEM CODE**  
13-0318-02

**Size**  
31" x 18" x 9"

**M.R.P. ₹**  
16731/-

**THICKNESS**  
12mm

**WEIGHT**  
16 kgs.

Double Bowl (Sand Pluto)



**ITEM CODE**  
13-0319-02

**Size**  
31" x 18" x 9"

**M.R.P. ₹**  
16731/-

**THICKNESS**  
12mm

**WEIGHT**  
16 kgs.

Double Bowl (Smoke Grey)



**ITEM CODE**  
13-0320-02

**Size**  
31" x 18" x 9"

**M.R.P. ₹**  
16731/-

**THICKNESS**  
12mm

**WEIGHT**  
16 kgs.

Double Bowl (Crystal White)



**ITEM CODE**  
13-0321-02

**Size**  
31" x 18" x 9"

**M.R.P. ₹**  
16731/-

**THICKNESS**  
12mm

**WEIGHT**  
16 kgs.

Double Bowl (Choco Brown)



**ITEM CODE**  
13-0323-02

**Size**  
31" x 18" x 9"

**M.R.P. ₹**  
16731/-

**THICKNESS**  
12mm

**WEIGHT**  
16 kgs.

Double Bowl (Sand Choco)



**ITEM CODE**  
13-0324-02

**Size**  
31" x 18" x 9"

**M.R.P. ₹**  
16731/-

**THICKNESS**  
12mm

**WEIGHT**  
16 kgs.



Included Accessories

## QUARTZ SINKS



Double Bowl (Matte Black)



**ITEM CODE**  
13-0318-03

**Size**  
34" x 20" x 9"

**M.R.P. ₹**  
15852/-

**THICKNESS**  
12mm

**WEIGHT**  
20.700 kgs.

Double Bowl (Sand Pluto)



**ITEM CODE**  
13-0319-03

**Size**  
34" x 20" x 9"

**M.R.P. ₹**  
15852/-

**THICKNESS**  
12mm

**WEIGHT**  
20.700 kgs.

Double Bowl (Smoke Grey)



**ITEM CODE**  
13-0320-03

**Size**  
34" x 20" x 9"

**M.R.P. ₹**  
15852/-

**THICKNESS**  
12mm

**WEIGHT**  
20.700 kgs.

Double Bowl (Crystal White)



**ITEM CODE**  
13-0321-03

**Size**  
34" x 20" x 9"

**M.R.P. ₹**  
15852/-

**THICKNESS**  
12mm

**WEIGHT**  
20.700 kgs.

Double Bowl (Choco Brown)



**ITEM CODE**  
13-0323-03

**Size**  
34" x 20" x 9"

**M.R.P. ₹**  
15852/-

**THICKNESS**  
12mm

**WEIGHT**  
20.700 kgs.

Double Bowl (Sand Choco)




**ITEM CODE**  
13-0324-03

**Size**  
34" x 20" x 9"

**M.R.P. ₹**  
15852/-

**THICKNESS**  
12mm

**WEIGHT**  
20.700 kgs.





## SINK ACCESSORIES



**Sink Coupling 4½"**  
Code : 17-0101  
Weight : 210 gms.  
M.R.P. ₹ : 338/-



(with Reducer)

**Sink Coupling 4½" (304)**  
Code : 17-0103  
Weight : 210 gms.  
M.R.P. ₹ : 393/-



(with Reducer)

**Sink Coupling Square 4½"**  
Code : 17-0105  
Weight : 228 gms.  
M.R.P. ₹ : 355/-



**Sink Coupling Square 4½"**  
Code : 17-0106  
Weight : 228 gms.  
M.R.P. ₹ : 490/-



**Vegetable Basket  
(Adjustable 20")**  
Code : 17-2601  
Weight : 525 gms.  
M.R.P. ₹ : 720/-



**Waste Pipe PVC (30")**  
Code : 17-0201  
Weight : 110 gms.  
M.R.P. ₹ : 98/-  
Packing : 2 Pcs. Per Box



**Waste Pipe Chrome  
Flexible (30")**  
Code : 17-0202  
Weight : 117 gms.  
M.R.P. ₹ : 233/-  
Packing : 2 Pcs. Per Box



**Waste Pipe White  
Flexible (35")**  
Code : 17-0203  
Weight : 115 gms.  
M.R.P. ₹ : 163/-  
Packing : 2 Pcs. Per Box



**Double Bowl Connector**  
Code : 17-0204  
Weight : 285 gms.  
M.R.P. ₹ : 506/-



**Sink Sound Deadening  
Pad (Self Adhesive)**  
Code : 17-2301  
Weight : 35 gms.  
M.R.P. ₹ : 90/-  
Packing : 2 Pcs. Per Box



Ruhe®




## **BRASS FAUCETS**

Tougher, Smoother & Smarter



# MANUFACTURING

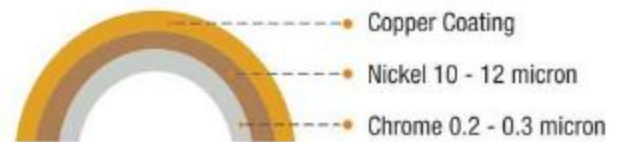


# OUR QUALITY SPEAKS ALLOUD

**JAPANESE TECHNOLOGY  
CERAMIC DISCS FOR  
LONGER LIFE**



**3 LAYER COATING FOR UNMATCHED  
FINISH & LONG-LASTING SHEEN**



All quarter-turn ranges are fitted with ceramic discs infused with Japanese Technology, which are made of Alumina, the hardest material after diamond.

The Nickel and Chromium coating on the faucets is in accordance with British Standards service condition no. 2 & 3 defined for the kitchen / bathroom fixtures.



**SINGLE LEVER  
CARTRIDGES****COMPLIANT GERMAN  
WATER-SAVING AERATORS**

All Single Lever ranges are fitted with European/Japanese Technology-based cartridge which are tested for 5 lakh cycles for superior & durable performance.

Foam Flow faucets in all ranges are fitted with German NEOPERL's foam flow water-saving aerators compliant to USGBC/LEED/GRIHA standards.

# JOURNEY OF A **BRASS FAUCET**



## 1. CASTING

- ✓ Material Used: **Brass Ingot**
- ✓ Fuel for Furnace: **PNG**
- ✓ Type of Labour: **Skilled**
- ✓ Technology: **Core Shooter, Gravity Die Casting**



## 2. MACHINING

- ✓ Automatic machines are used for precision & quick production.



## 3. GRINDING & POLISHING

- ✓ Removal of surface imperfections such as tool marks
- ✓ Smoothing of Edges



#### 4. ELECTRONIC CHROME PLATING

- ✔ 3-layer Electroplating for Surface Protection (Copper, Nickle & Chromium)




#### 5. FITTING

- ✔ Water/ Air Testing ; Assembling all the parts of the faucets



#### 6. BRAND LASER PRINTING

- ✔ Electrostatic Digital Printing used to brand the faucets with RUHE's Logo



#### 7. PACKAGING

- ✔ Eco-Friendly Packaging in Recyclable 3-Ply Corrugated Box



# EXCELLENCE IN QUALITY



Made-in-India Cartridges to ensure Smooth & Leakage-Free Operations for a Lifetime



Highly-reflective mirror-like Chrome Finish with Stain & Hard Water Resistance



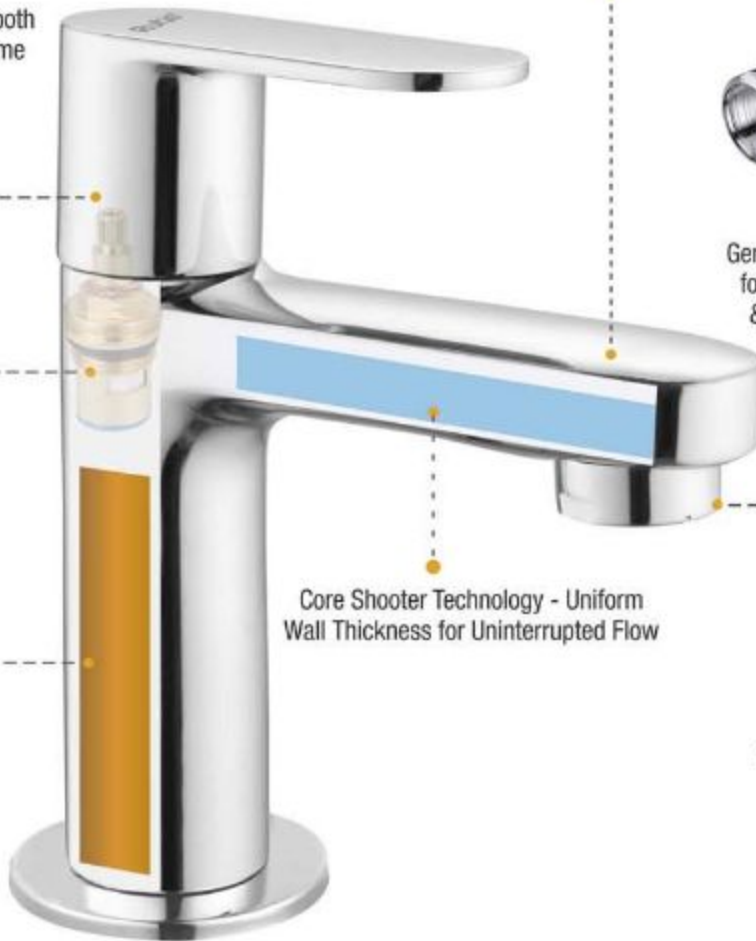
German Aerators made of Food Grade Plastic for a Streamlined, Splash-Free Foam Flow & Designed to Work from +5 Degrees to +65 Degrees Effectively



Long-lasting Cartridges Tested for 5,00,000 Operations



Faucets casted from High Quality Brass Ingot, making water fit for drinking



Core Shooter Technology - Uniform Wall Thickness for Uninterrupted Flow



High Quality Brass Permex

## High Quality Chrome Plating



Copper Coating

Nickel 10 - 12 micron

Chrome 0.2 - 0.3 micron

LIVA SERIES

FOAM FLOW TECHNOLOGY  
that saves water.



●●●● Pillar Cock

Product Code : 11-1001  
Weight : 285gms (± 5%)  
M.R.P. : ₹ 1003/-



●●●● Bib Cock

Product Code : 11-1003  
Weight : 260gms (± 5%)  
M.R.P. : ₹ 865/-



●●●● Bib Cock Long Body

Product Code : 11-1004  
Weight : 265gms (± 5%)  
M.R.P. : ₹ 890/-



●●●● Two Way Bib Cock (D/H)

Product Code : 11-1020  
Weight : 450gms (± 5%)  
M.R.P. : ₹ 1515/-



●●●● Nozzle Bib Cock

Product Code : 11-1023  
Weight : 280gms (± 5%)  
M.R.P. : ₹ 978/-



●●●● Angle Valve

Product Code : 11-1006  
Weight : 180gms (± 5%)  
M.R.P. : ₹ 688/-





●●●● Two Way Angle Valve (D/H)

Product Code : 11-1019  
Weight : 415gms (± 5%)  
M.R.P. : ₹ 1460/-



●●●● Concealed Stop Cock 15mm

Product Code : 11-1008  
Weight : 355gms (± 5%)  
M.R.P. : ₹ 1278/-



●●●● Concealed Stop Cock 20mm

Product Code : 11-1009  
Weight : 361gms (± 5%)  
M.R.P. : ₹ 1278/-



●●●● Swan Neck with Round Swivel Spout

Product Code : 11-1013  
Weight : 545gms (± 5%)  
M.R.P. : ₹ 1535/-



●●●● Sink Cock with Round Swivel Spout

Product Code : 11-1012  
Weight : 480gms (± 5%)  
M.R.P. : ₹ 1465/-



●●●● Sink Mixer with Swivel Spout

Product Code : 11-1014  
Weight : 1026gms (± 5%)  
M.R.P. : ₹ 3178/-



●●●● Centre Hole Basin Mixer with Round Swivel Spout

Product Code : 11-1017  
Weight : 755gms (± 5%)  
M.R.P. : ₹ 2297/-



●●●● Wall Mixer Non-Telephonic

Product Code : 11-1018  
Weight : 1095gms (± 5%)  
M.R.P. : ₹ 3593/-



●●●● Wall Mixer Tel. with Crutch

Product Code : 11-1028  
Weight : 1800gms (± 5%)  
M.R.P. : ₹ 4993/-



●●●● Wall Mixer 'L' Bend

Product Code : 11-1024  
Weight : 1485gms (± 5%)  
M.R.P. : ₹ 4995/-

KUBIX SERIES



100% Indian  
Manufacturing



●●●● Pillar Cock

Product Code : 11-1101  
Weight : 327gms (± 5%)  
M.R.P. : ₹ 1003/-



●●●● Bib Cock

Product Code : 11-1103  
Weight : 255gms (± 5%)  
M.R.P. : ₹ 918/-



●●●● Bib Cock Long Body

Product Code : 11-1104  
Weight : 284gms (± 5%)  
M.R.P. : ₹ 968/-



●●●● Two Way Bib Cock (D/H)

Product Code : 11-1120  
Weight : 410gms (± 5%)  
M.R.P. : ₹ 1515/-



●●●● Nozzle Bib Cock

Product Code : 11-1123  
Weight : 260gms (± 5%)  
M.R.P. : ₹ 1030/-



●●●● Angle Valve

Product Code : 11-1106  
Weight : 165gms (± 5%)  
M.R.P. : ₹ 688/-



●●●● Two Way Angle Valve (D/H)

Product Code : 11-1119  
Weight : 365gms (± 5%)  
M.R.P. : ₹ 1460/-



●●●● Concealed Stop Cock 15mm

Product Code : 11-1108  
Weight : 373gms (± 5%)  
M.R.P. : ₹ 1275/-



●●●● Concealed Stop Cock 20mm

Product Code : 11-1109  
Weight : 363gms (± 5%)  
M.R.P. : ₹ 1275/-



Swan Neck with Round Swivel Spout

Product Code : 11-1113  
Weight : 505gms (± 5%)  
M.R.P. : ₹ 1535/-



●●●● Sink Cock with Round Swivel Spout

Product Code : 11-1112  
Weight : 470gms (± 5%)  
M.R.P. : ₹ 1463/-



●●●● Sink Mixer with Swivel Spout

Product Code : 11-1114  
Weight : 1025gms (± 5%)  
M.R.P. : ₹ 3178/-



●●●● Centre Hole Basin Mixer with Round Swivel Spout

Product Code : 11-1117  
Weight : 710gms (± 5%)  
M.R.P. : ₹ 2297/-



●●●● Wall Mixer Non-Telephonic

Product Code : 11-1118  
Weight : 1000gms (± 5%)  
M.R.P. : ₹ 3593/-



●●●● Wall Mixer Tel. with Crutch

Product Code : 11-1128  
Weight : 1440gms (± 5%)  
M.R.P. : ₹ 4993/-



●●●● Wall Mixer 'L' Bend

Product Code : 11-1124  
Weight : 1470gms (± 5%)  
M.R.P. : ₹ 4995/-



# CLARION SERIES



Built with  
**LEAD-FREE  
BRASS INGOT**  
that effectively  
filters impurities



●●●● Pillar Cock

Product Code : 11-1301  
Weight : 265gms (± 5%)  
M.R.P. : ₹ 1023/-



●●●● Bib Cock

Product Code : 11-1303  
Weight : 245gms (± 5%)  
M.R.P. : ₹ 948/-



●●●● Bib Cock Long Body

Product Code : 11-1304  
Weight : 290gms (± 5%)  
M.R.P. : ₹ 1025/-



●●●● Two Way Bib Cock (D/H)

Product Code : 11-1320  
Weight : 425gms (± 5%)  
M.R.P. : ₹ 1490/-



●●●● Nozzle Bib Cock

Product Code : 11-1323  
Weight : 280gms (± 5%)  
M.R.P. : ₹ 935/-



●●●● Angle Valve

Product Code : 11-1306  
Weight : 170gms (± 5%)  
M.R.P. : ₹ 685/-



●●●● Two Way Angle Valve (D/H)

Product Code : 11-1319  
Weight : 363gms (± 5%)  
M.R.P. : ₹ 1433/-



●●●● Concealed Stop Cock 15mm

Product Code : 11-1308  
Weight : 360gms (± 5%)  
M.R.P. : ₹ 1253/-



●●●● Concealed Stop Cock 20mm

Product Code : 11-1309  
Weight : 345gms (± 5%)  
M.R.P. : ₹ 1253/-



●●●● Swan Neck with Round Swivel Spout

Product Code : 11-1313  
Weight : 540gms (± 5%)  
M.R.P. : ₹ 1548/-



●●●● Sink Cock with Round Swivel Spout

Product Code : 11-1312  
Weight : 455gms (± 5%)  
M.R.P. : ₹ 1433/-



●●●● Sink Mixer with Swivel Spout

Product Code : 11-1314  
Weight : 960gms (± 5%)  
M.R.P. : ₹ 3115/-



●●●● Centre Hole Basin Mixer with Round Swivel Spout

Product Code : 11-1317  
Weight : 715gms (± 5%)  
M.R.P. : ₹ 2273/-



●●●● Wall Mixer Non-Telephonic

Product Code : 11-1318  
Weight : 1020gms (± 5%)  
M.R.P. : ₹ 3495/-



●●●● Wall Mixer Tel. with Crutch

Product Code : 11-1328  
Weight : 1520gms (± 5%)  
M.R.P. : ₹ 5173/-



●●●● Wall Mixer 'L' Bend

Product Code : 11-1324  
Weight : 1380gms (± 5%)  
M.R.P. : ₹ 4943/-

Ruhe®

**CORE SHOOTER TECHNOLOGY**  
for an uninterrupted flow of water.





## AQUA SERIES



●●●● Pillar Cock

Product Code : 11-0801  
Weight : 345gms (± 5%)  
M.R.P. : ₹ 1147/-



●●●● Bib Cock

Product Code : 11-0803  
Weight : 295gms (± 5%)  
M.R.P. : ₹ 980/-



●●●● Bib Cock Long Body

Product Code : 11-0804  
Weight : 306gms (± 5%)  
M.R.P. : ₹ 1016/-



●●●● Two Way Bib Cock (D/H)

Product Code : 11-0820  
Weight : 470gms (± 5%)  
M.R.P. : ₹ 1497/-



●●●● Nozzle Bib Cock

Product Code : 11-0823  
Weight : 345gms (± 5%)  
M.R.P. : ₹ 1127/-



●●●● Angle Valve

Product Code : 11-0806  
Weight : 235gms (± 5%)  
M.R.P. : ₹ 803/-



●●●● Two Way Angle Valve (D/H)

Product Code : 11-0819  
Weight : 420gms (± 5%)  
M.R.P. : ₹ 1350/-



●●●● Concealed Stop Cock 15mm

Product Code : 11-0808  
Weight : 440gms (± 5%)  
M.R.P. : ₹ 1413/-



●●●● Concealed Stop Cock 20mm

Product Code : 11-0809  
Weight : 430gms (± 5%)  
M.R.P. : ₹ 1383/-



●●●● Flush Cock 25mm

Product Code : 11-0829  
Weight : 875gms (± 5%)  
M.R.P. : ₹ 2718/-



●●●● Swan Neck with Round Swivel Spout (12")

Product Code : 11-0813-RS  
Weight : 613gms (± 5%)  
M.R.P. : ₹ 1960/-



●●●● Swan Neck with Round Swivel Spout (15")

Product Code : 11-0813-RM  
Weight : 680gms (± 5%)  
M.R.P. : ₹ 2165/-



●●●● Sink Cock with Round Swivel Spout (12")

Product Code : 11-0812-RS  
Weight : 555gms (± 5%)  
M.R.P. : ₹ 1785/-



●●●● Sink Cock with Round Swivel Spout (15")

Product Code : 11-0812-RM  
Weight : 613gms (± 5%)  
M.R.P. : ₹ 1965/-



●●●● Sink Mixer with Swivel Spout (12")

Product Code : 11-0814-RS  
Weight : 1187gms (± 5%)  
M.R.P. : ₹ 3790/-



●●●● Sink Mixer with Swivel Spout (15")

Product Code : 11-0814-RM  
Weight : 1246gms (± 5%)  
M.R.P. : ₹ 3914/-



●●●● Centre Hole Basin Mixer with Round Swivel Spout (12")

Product Code : 11-0817-RS  
Weight : 892gms (± 5%)  
M.R.P. : ₹ 2810/-



●●●● Centre Hole Basin Mixer with Round Swivel Spout (15")

Product Code : 11-0817-RM  
Weight : 960gms (± 5%)  
M.R.P. : ₹ 3038/-



●●●● Wall Mixer Non-Telephonic

Product Code : 11-0818  
Weight : 1170gms (± 5%)  
M.R.P. : ₹ 3689/-



●●●● Wall Mixer Tel. with Crutch

Product Code : 11-0828  
Weight : 1700gms (± 5%)  
M.R.P. : ₹ 5273/-



●●●● Wall Mixer 'L' Bend

Product Code : 11-0824  
Weight : 1725gms (± 5%)  
M.R.P. : ₹ 5343/-



●●●● Wall Mixer 3 in 1

Product Code : 11-0825  
Weight : 1910gms (± 5%)  
M.R.P. : ₹ 5903/-



**WATER-SAVING DESIGN**  
conserves 20% more water



●●●● Pillar Cock

Product Code : 11-1401  
Weight : 275gms (± 5%)  
M.R.P. : ₹ 1023/-



●●●● Bib Cock

Product Code : 11-1403  
Weight : 260gms (± 5%)  
M.R.P. : ₹ 963/-



●●●● Bib Cock Long Body

Product Code : 11-1404  
Weight : 290gms (± 5%)  
M.R.P. : ₹ 1000/-



●●●● Two Way Bib Cock (D/H)

Product Code : 11-1420  
Weight : 450gms (± 5%)  
M.R.P. : ₹ 1490/-



●●●● Nozzle Bib Cock

Product Code : 11-1423  
Weight : 285gms (± 5%)  
M.R.P. : ₹ 1058/-



●●●● Angle Valve

Product Code : 11-1406  
Weight : 165gms (± 5%)  
M.R.P. : ₹ 685/-





●●●● Two Way Angle Valve (D/H)

Product Code : 11-1419  
Weight : 405gms (± 5%)  
M.R.P. : ₹ 1433/-



●●●● Concealed Stop Cock 15mm

Product Code : 11-1408  
Weight : 365gms (± 5%)  
M.R.P. : ₹ 1253/-



●●●● Concealed Stop Cock 20mm

Product Code : 11-1409  
Weight : 347gms (± 5%)  
M.R.P. : ₹ 1253/-



●●●● Swan Neck with Round Swivel Spout

Product Code : 11-1413  
Weight : 545gms (± 5%)  
M.R.P. : ₹ 1548/-



●●●● Sink Cock with Round Swivel Spout

Product Code : 11-1412  
Weight : 470gms (± 5%)  
M.R.P. : ₹ 1433/-



●●●● Sink Mixer with Swivel Spout

Product Code : 11-1414  
Weight : 985gms (± 5%)  
M.R.P. : ₹ 3115/-



●●●● Centre Hole Basin Mixer with Round Swivel Spout

Product Code : 11-1417  
Weight : 740gms (± 5%)  
M.R.P. : ₹ 2273/-



●●●● Wall Mixer Non-Telephonic

Product Code : 11-1418  
Weight : 1020gms (± 5%)  
M.R.P. : ₹ 3495/-



●●●● Wall Mixer Tel. with Crutch

Product Code : 11-1428  
Weight : 1535gms (± 5%)  
M.R.P. : ₹ 5173/-



●●●● Wall Mixer 'L' Bend

Product Code : 11-1424  
Weight : 1430gms (± 5%)  
M.R.P. : ₹ 4943/-



**CERAMIC CARTRIDGES**  
are tested for more than  
**5,00,000 Operations.**



●●●● Pillar Cock

Product Code : 11-1201  
Weight : 304gms (± 5%)  
M.R.P. : ₹ 1031/-



●●●● Bib Cock

Product Code : 11-1203  
Weight : 231gms (± 5%)  
M.R.P. : ₹ 965/-



●●●● Bib Cock Long Body

Product Code : 11-1204  
Weight : 302gms (± 5%)  
M.R.P. : ₹ 1000/-



●●●● Two Way Bib Cock (D/H)

Product Code : 11-1220  
Weight : 445gms (± 5%)  
M.R.P. : ₹ 1518/-



●●●● Nozzle Bib Cock

Product Code : 11-1223  
Weight : 255gms (± 5%)  
M.R.P. : ₹ 1078/-



●●●● Angle Valve

Product Code : 11-1206  
Weight : 183gms (± 5%)  
M.R.P. : ₹ 688/-



●●●● Two Way Angle Valve (D/H)

Product Code : 11-1219  
Weight : 405gms (± 5%)  
M.R.P. : ₹ 1460/-



●●●● Concealed Stop Cock 15mm

Product Code : 11-1208  
Weight : 377gms (± 5%)  
M.R.P. : ₹ 1275/-



●●●● Concealed Stop Cock 20mm

Product Code : 11-1209  
Weight : 394gms (± 5%)  
M.R.P. : ₹ 1275/-



●●●● Swan Neck with Round Swivel Spout

Product Code : 11-1213  
Weight : 539gms (± 5%)  
M.R.P. : ₹ 1535/-



●●●● Sink Cock with Round Swivel Spout

Product Code : 11-1212  
Weight : 471gms (± 5%)  
M.R.P. : ₹ 1465/-



●●●● Sink Mixer with Swivel Spout

Product Code : 11-1214  
Weight : 1057gms (± 5%)  
M.R.P. : ₹ 3178/-



●●●● Centre Hole Basin Mixer with Round Swivel Spout

Product Code : 11-1217  
Weight : 749gms (± 5%)  
M.R.P. : ₹ 2297/-



●●●● Wall Mixer Non-Telephonic

Product Code : 11-1218  
Weight : 1055gms (± 5%)  
M.R.P. : ₹ 3593/-



●●●● Wall Mixer Tel. with Crutch

Product Code : 11-1228  
Weight : 1535gms (± 5%)  
M.R.P. : ₹ 4993/-



●●●● Wall Mixer 'L' Bend

Product Code : 11-1224  
Weight : 1480gms (± 5%)  
M.R.P. : ₹ 4993/-



Ruhe®



Smooth long-lasting  
functioning, thanks to  
**THICK CERAMIC DISCS**



# VELA SERIES



●●●● Pillar Cock

Product Code : 11-0701  
Weight : 375gms (± 5%)  
M.R.P. : ₹ 1236/-



●●●● Bib Cock

Product Code : 11-0703  
Weight : 320gms (± 5%)  
M.R.P. : ₹ 1054/-



●●●● Bib Cock Long Body

Product Code : 11-0704  
Weight : 340gms (± 5%)  
M.R.P. : ₹ 1117/-



●●●● Two Way Bib Cock (D/H)

Product Code : 11-0720  
Weight : 526gms (± 5%)  
M.R.P. : ₹ 1664/-



●●●● Nozzle Bib Cock

Product Code : 11-0723  
Weight : 365gms (± 5%)  
M.R.P. : ₹ 1188/-



●●●● Angle Valve

Product Code : 11-0706  
Weight : 260gms (± 5%)  
M.R.P. : ₹ 876/-



●●●● Two Way Angle Valve (D/H)

Product Code : 11-0719  
Weight : 480gms (± 5%)  
M.R.P. : ₹ 1527/-



●●●● Concealed Stop Cock 15mm

Product Code : 11-0708  
Weight : 450gms (± 5%)  
M.R.P. : ₹ 1441/-



●●●● Concealed Stop Cock 20mm

Product Code : 11-0709  
Weight : 458gms (± 5%)  
M.R.P. : ₹ 1466/-



●●●● Flush Cock 25mm

Product Code : 11-0729  
Weight : 900gms (± 5%)  
M.R.P. : ₹ 2793/-



●●●● Swan Neck with Round Swivel Spout (12")

Product Code : 11-0713-RS  
Weight : 640gms (± 5%)  
M.R.P. : ₹ 2013/-



●●●● Swan Neck with Round Swivel Spout (15")

Product Code : 11-0713-RM  
Weight : 704gms (± 5%)  
M.R.P. : ₹ 2238/-



●●●● Sink Cock with Round Swivel Spout (12")

Product Code : 11-0712-RS  
Weight : 580gms (± 5%)  
M.R.P. : ₹ 1860/-



●●●● Sink Cock with Round Swivel Spout (15")

Product Code : 11-0712-RM  
Weight : 640gms (± 5%)  
M.R.P. : ₹ 2050/-



●●●● Sink Mixer with Round Swivel Spout (12")

Product Code : 11-0714-RS  
Weight : 1233gms (± 5%)  
M.R.P. : ₹ 3930/-



●●●● Sink Mixer with Round Swivel Spout (15")

Product Code : 11-0714-RM  
Weight : 1257gms (± 5%)  
M.R.P. : ₹ 4100/-



●●●● Centre Hole Basin Mixer with Round Swivel Spout (12")

Product Code : 11-0717-RS  
Weight : 952gms (± 5%)  
M.R.P. : ₹ 2970/-



●●●● Centre Hole Basin Mixer with Round Swivel Spout (15")

Product Code : 11-0717-RM  
Weight : 1010gms (± 5%)  
M.R.P. : ₹ 3190/-



●●●● Wall Mixer Non-Telephonic

Product Code : 11-0718  
Weight : 1220gms (± 5%)  
M.R.P. : ₹ 3879/-



●●●● Wall Mixer Tel. with Crutch

Product Code : 11-0728  
Weight : 1750gms (± 5%)  
M.R.P. : ₹ 5423/-



●●●● Wall Mixer 'L' Bend

Product Code : 11-0724  
Weight : 1780gms (± 5%)  
M.R.P. : ₹ 5513/-



●●●● Wall Mixer 3 in 1

Product Code : 11-0725  
Weight : 1780gms (± 5%)  
M.R.P. : ₹ 5874/-



Ruhe®



Authentic Make and Build  
**10 YEARS WARRANTY**



Ruhe®

## RICA SERIES



●●●● Pillar Cock

Product Code : 11-0901  
Weight : 374gms (± 5%)  
M.R.P. : ₹ 1233/-



●●●● Bib Cock

Product Code : 11-0903  
Weight : 323gms (± 5%)  
M.R.P. : ₹ 1064/-



●●●● Bib Cock Long Body

Product Code : 11-0904  
Weight : 339gms (± 5%)  
M.R.P. : ₹ 1114/-



●●●● Two Way Bib Cock (D/H)

Product Code : 11-0920  
Weight : 575gms (± 5%)  
M.R.P. : ₹ 1808/-



●●●● Nozzle Bib Cock

Product Code : 11-0923  
Weight : 355gms (± 5%)  
M.R.P. : ₹ 1157/-



●●●● Angle Valve

Product Code : 11-0906  
Weight : 255gms (± 5%)  
M.R.P. : ₹ 861/-



●●●● Two Way Angle Valve (D/H)

Product Code : 11-0919  
Weight : 460gms (± 5%)  
M.R.P. : ₹ 1469/-



●●●● Concealed Stop Cock 15mm

Product Code : 11-0908  
Weight : 460gms (± 5%)  
M.R.P. : ₹ 1471/-



●●●● Concealed Stop Cock 20mm

Product Code : 11-0909  
Weight : 430gms (± 5%)  
M.R.P. : ₹ 1383/-



●●●● Flush Cock 25mm

Product Code : 11-0929  
Weight : 920gms (± 5%)  
M.R.P. : ₹ 2853/-



●●●● Swan Neck with Round Swivel Spout (12")

Product Code : 11-0913-RS  
Weight : 630gms (± 5%)  
M.R.P. : ₹ 1995/-



●●●● Swan Neck with Round Swivel Spout (15")

Product Code : 11-0913-RM  
Weight : 690gms (± 5%)  
M.R.P. : ₹ 2195/-



●●●● Sink Cock with Round Swivel Spout (12")

Product Code : 11-0912-RS  
Weight : 570gms (± 5%)  
M.R.P. : ₹ 1830/-



●●●● Sink Cock with Round Swivel Spout (15")

Product Code : 11-0912-RM  
Weight : 636gms (± 5%)  
M.R.P. : ₹ 1995/-



●●●● Sink Mixer with Round Swivel Spout (12")

Product Code : 11-0914-RS  
Weight : 1210gms (± 5%)  
M.R.P. : ₹ 3860/-



●●●● Sink Mixer with Round Swivel Spout (15")

Product Code : 11-0914-RM  
Weight : 1240gms (± 5%)  
M.R.P. : ₹ 3875/-



●●●● Centre Hole Basin Mixer with Round Swivel Spout (12")

Product Code : 11-0917-RS  
Weight : 932gms (± 5%)  
M.R.P. : ₹ 2870/-



●●●● Centre Hole Basin Mixer with Round Swivel Spout (15")

Product Code : 11-0917-RM  
Weight : 980gms (± 5%)  
M.R.P. : ₹ 3098/-



●●●● Wall Mixer Non-Telephonic

Product Code : 11-0918  
Weight : 1215gms (± 5%)  
M.R.P. : ₹ 3821/-



●●●● Wall Mixer Tel. with Crutch

Product Code : 11-0928  
Weight : 1715gms (± 5%)  
M.R.P. : ₹ 5318/-



●●●● Wall Mixer 'L' Bend

Product Code : 11-0924  
Weight : 1755gms (± 5%)  
M.R.P. : ₹ 5438/-



●●●● Wall Mixer 3 in 1

Product Code : 11-0925  
Weight : 1980gms (± 5%)  
M.R.P. : ₹ 6113/-



Ruhe®



Package includes all  
**INSTALLATION  
ACCESSORIES**



# ECLIPSE SERIES



●●●● Bib Cock

Product Code : 11-0603  
Weight : 393gms (± 5%)  
M.R.P. : ₹ 1269/-



●●●● Nozzle Bib Cock

Product Code : 11-0623  
Weight : 450gms (± 5%)  
M.R.P. : ₹ 1423/-



●●●● Bib Cock Long Body

Product Code : 11-0604  
Weight : 448gms (± 5%)  
M.R.P. : ₹ 1436/-



●●●● Two Way Bib Cock

Product Code : 11-0605  
Weight : 512gms (± 5%)  
M.R.P. : ₹ 1621/-



●●●● Angle Valve

Product Code : 11-0606  
Weight : 327gms (± 5%)  
M.R.P. : ₹ 1074/-



●●●● Two Way Angle Valve

Product Code : 11-0607  
Weight : 485gms (± 5%)  
M.R.P. : ₹ 1542/-



●●●● Pillar Cock

Product Code : 11-0601  
Weight : 531gms (± 5%)  
M.R.P. : ₹ 1697/-



●●●● Pillar Cock Tall Body

Product Code : 11-0602  
Weight : 900gms (± 5%)  
M.R.P. : ₹ 2913/-



●●●● Swan Neck

Product Code : 11-0613  
Weight : 844gms (± 5%)  
M.R.P. : ₹ 2625/-



●●●● Swan Neck with Round Swivel Spout (12")

Product Code : 11-0613-RS  
Weight : 765gms (± 5%)  
M.R.P. : ₹ 2423/-



●●●● Swan Neck with Round Swivel Spout (15")

Product Code : 11-0613-RM  
Weight : 830gms (± 5%)  
M.R.P. : ₹ 2623/-



●●●● Swan Neck with Round Swivel Spout (20")

Product Code : 11-0613-RL  
Weight : 921gms (± 5%)  
M.R.P. : ₹ 2960/-



●●●● Single Lever Basin Mixer

Product Code : 11-0610  
Weight : 1190gms (± 5%)  
M.R.P. : ₹ 3663/-



●●●● Single Lever Tall Body Basin Mixer

Product Code : 11-0611  
Weight : 1480gms (± 5%)  
M.R.P. : ₹ 4698/-



●●●● Centre Hole Basin Mixer

Product Code : 11-0617  
Weight : 1210gms (± 5%)  
M.R.P. : ₹ 3743/-



●●●● Centre Hole Basin Mixer with Round Swivel Spout (12")

Product Code : 11-0617-RS  
Weight : 1160gms (± 5%)  
M.R.P. : ₹ 3648/-





●●●● Centre Hole Basin Mixer with Round Swivel Spout (15")

Product Code : 11-0617-RM  
Weight : 1225gms (± 5%)  
M.R.P. : ₹ 3845/-



●●●● Centre Hole Basin Mixer with Round Swivel Spout (20")

Product Code : 11-0617-RL  
Weight : 1320gms (± 5%)  
M.R.P. : ₹ 4195/-



●●●● Single Lever Wall Mounted Basin Mixer

Product Code : 11-0627  
Weight : 1690gms (± 5%)  
M.R.P. : ₹ 8008/-



●●●● Sink Mixer with Swivel Spout

Product Code : 11-0614  
Weight : 1570gms (± 5%)  
M.R.P. : ₹ 4883/-



●●●● Sink Mixer with Swivel Spout (12")

Product Code : 11-0614-RS  
Weight : 1435gms (± 5%)  
M.R.P. : ₹ 4545/-



●●●● Sink Mixer with Swivel Spout (15")

Product Code : 11-0614-RM  
Weight : 1500gms (± 5%)  
M.R.P. : ₹ 4743/-



●●●● Sink Mixer with Swivel Spout (20")

Product Code : 11-0614-RL  
Weight : 1590gms (± 5%)  
M.R.P. : ₹ 5000/-



●●●● Single Lever Table Mount Sink Mixer with Swivel Spout (15")

Product Code : 11-0626-RM  
Weight : 1360gms (± 5%)  
M.R.P. : ₹ 4351/-



●●●● Single Lever Table Mount Sink Mixer with Swivel Spout (20")

Product Code : 11-0626  
Weight : 1410gms (± 5%)  
M.R.P. : ₹ 4485/-



●●●● Sink Cock with Swivel Spout

Product Code : 11-0612  
Weight : 802gms (± 5%)  
M.R.P. : ₹ 2606/-



●●●● Sink Cock with Round Swivel Spout (12")

Product Code : 11-0612-RS  
Weight : 680gms (± 5%)  
M.R.P. : ₹ 2165/-



●●●● Sink Cock with Round Swivel Spout (15")

Product Code : 11-0612-RM  
Weight : 733gms (± 5%)  
M.R.P. : ₹ 2325/-



●●●● Sink Cock with Round Swivel Spout (20")

Product Code : 11-0612-RL  
Weight : 833gms (± 5%)  
M.R.P. : ₹ 2693/-



●●●● Wall Mixer Non-Telephonic

Product Code : 11-0618  
Weight : 1410gms (± 5%)  
M.R.P. : ₹ 4403/-



●●●● Wall Mixer Telephonic with Crutch

Product Code : 11-0628  
Weight : 1950gms (± 5%)  
M.R.P. : ₹ 6023/-



●●●● Wall Mixer 'L' Bend

Product Code : 11-0624  
Weight : 1977gms (± 5%)  
M.R.P. : ₹ 6105/-





●●●● Wall Mixer 3 in 1

Product Code : 11-0625  
Weight : 2242gms (± 5%)  
M.R.P. : ₹ 6900/-



●●●● Bath Tub Spout Plain

Product Code : 11-0615  
Weight : 417gms (± 5%)  
M.R.P. : ₹ 1328/-



●●●● Bath Tub Spout Tip-ton

Product Code : 11-0616  
Weight : 583gms (± 5%)  
M.R.P. : ₹ 1825/-



●●●● Concealed Stop Cock 15mm

Product Code : 11-0608  
Weight : 550gms (± 5%)  
M.R.P. : ₹ 1737/-



●●●● Concealed Stop Cock 20mm

Product Code : 11-0609  
Weight : 543gms (± 5%)  
M.R.P. : ₹ 1717/-



●●●● Flush Cock 25mm

Product Code : 11-0629  
Weight : 935gms (± 5%)  
M.R.P. : ₹ 2898/-



●●● Single Lever Sink Mixer with Swivel Spout (15")

Product Code : 11-0633-RM  
Weight : 1540gms (± 5%)  
M.R.P. : ₹ 4743/-



●●● Single Lever Sink Mixer with Swivel Spout (20")

Product Code : 11-0633-RL  
Weight : 1640gms (± 5%)  
M.R.P. : ₹ 5019/-



Single Lever Sink Mixer with Flexible Silicone Red Spout (20")

Product Code : 11-0633-FL-RD  
Weight : 1665gms (± 5%)  
M.R.P. : ₹ 4040/-



Single Lever Sink Mixer with Flexible Silicone Grey Spout (20")

Product Code : 11-0633-FL-GR  
Weight : 1665gms (± 5%)  
M.R.P. : ₹ 4040/-



Single Lever Sink Mixer with Flexible Silicone Black Spout (20")

Product Code : 11-0633-FL-BL  
Weight : 1665gms (± 5%)  
M.R.P. : ₹ 4040/-

EUPHORIA SERIES



**MIXER FAUCETS**  
that allow you to  
choose the desired  
temperature



●●●● Bib Cock

Product Code : 11-0403  
Weight : 400gms (± 5%)  
M.R.P. : ₹ 1292/-



●●●● Nozzle Bib Cock

Product Code : 11-0423  
Weight : 455gms (± 5%)  
M.R.P. : ₹ 1438/-



●●●● Bib Cock Long Body

Product Code : 11-0404  
Weight : 417gms (± 5%)  
M.R.P. : ₹ 1345/-



●●●● Two Way Bib Cock

Product Code : 11-0405  
Weight : 423gms (± 5%)  
M.R.P. : ₹ 1357/-



●● Two Way Bib Cock (D/H)

Product Code : 11-0420  
Weight : 609gms (± 5%)  
M.R.P. : ₹ 1910/-



●●●● Angle Valve

Product Code : 11-0406  
Weight : 311gms (± 5%)  
M.R.P. : ₹ 1028/-



●●●● Two Way Angle Valve

Product Code : 11-0407  
Weight : 395gms (± 5%)  
M.R.P. : ₹ 1276/-



●● Two Way Angle Valve (D/H)

Product Code : 11-0419  
Weight : 568gms (± 5%)  
M.R.P. : ₹ 1788/-



●●●● Pillar Cock

Product Code : 11-0401  
Weight : 600gms (± 5%)  
M.R.P. : ₹ 1902/-



●●●● Pillar Cock Tall Body

Product Code : 11-0402  
Weight : 930gms (± 5%)  
M.R.P. : ₹ 3000/-



●●●● Swan Neck with Swivel Spout

Product Code : 11-0413  
Weight : 847gms (± 5%)  
M.R.P. : ₹ 2635/-



●●●● Swan Neck with Round Swivel Spout (12")

Product Code : 11-0413-RS  
Weight : 751gms (± 5%)  
M.R.P. : ₹ 2348/-



●●●● Swan Neck with Round Swivel Spout (15")

Product Code : 11-0413-RM  
Weight : 814gms (± 5%)  
M.R.P. : ₹ 2557/-



●●●● Swan Neck with Round Swivel Spout (20")

Product Code : 11-0413-RL  
Weight : 907gms (± 5%)  
M.R.P. : ₹ 2940/-



●●●● Centre Hole Basin Mixer

Product Code : 11-0417  
Weight : 1340gms (± 5%)  
M.R.P. : ₹ 4133/-



●●●● Centre Hole Basin Mixer with Round Swivel Spout (12")

Product Code : 11-0417-RS  
Weight : 1273gms (± 5%)  
M.R.P. : ₹ 3990/-



●●●● Centre Hole Basin Mixer with Round Swivel Spout (15")

Product Code : 11-0417-RM  
Weight : 1335gms (± 5%)  
M.R.P. : ₹ 4180/-



●●●● Centre Hole Basin Mixer with Round Swivel Spout (20")

Product Code : 11-0417-RL  
Weight : 1428gms (± 5%)  
M.R.P. : ₹ 4548/-



●●●● Sink Mixer with Swivel Spout

Product Code : 11-0414  
Weight : 1550gms (± 5%)  
M.R.P. : ₹ 4823/-



●●●● Sink Mixer with Swivel Spout (12")

Product Code : 11-0414-RS  
Weight : 1417gms (± 5%)  
M.R.P. : ₹ 4418/-



●●●● Sink Mixer with Swivel Spout (15")

Product Code : 11-0414-RM  
Weight : 1480gms (± 5%)  
M.R.P. : ₹ 4606/-



●●●● Sink Mixer with Swivel Spout (20")

Product Code : 11-0414-RL  
Weight : 1572gms (± 5%)  
M.R.P. : ₹ 4965/-



●●●● Sink Cock with Swivel Spout

Product Code : 11-0412  
Weight : 744gms (± 5%)  
M.R.P. : ₹ 2327/-



●●●● Sink Cock with Round Swivel Spout (12")

Product Code : 11-0412-RS  
Weight : 655gms (± 5%)  
M.R.P. : ₹ 2088/-





●●●● Sink Cock with Round Swivel Spout (15")

Product Code : 11-0412-RM  
Weight : 717gms (± 5%)  
M.R.P. : ₹ 2278/-



●●●● Sink Cock with Round Swivel Spout (20")

Product Code : 11-0412-RL  
Weight : 810gms (± 5%)  
M.R.P. : ₹ 2645/-



●●●● Wall Mixer Non-Telephonic

Product Code : 11-0418  
Weight : 1420gms (± 5%)  
M.R.P. : ₹ 4433/-



●●●● Wall Mixer Telephonic with Crutch

Product Code : 11-0428  
Weight : 1885gms (± 5%)  
M.R.P. : ₹ 5828/-



●●●● Wall Mixer 'L' Bend

Product Code : 11-0424  
Weight : 1910gms (± 5%)  
M.R.P. : ₹ 5903/-



●●●● Wall Mixer 3 in 1

Product Code : 11-0425  
Weight : 2109gms (± 5%)  
M.R.P. : ₹ 6500/-



●●●● Concealed Stop Cock 15mm

Product Code : 11-0408  
Weight : 510gms (± 5%)  
M.R.P. : ₹ 1679/-



●●●● Concealed Stop Cock 20mm

Product Code : 11-0409  
Weight : 541gms (± 5%)  
M.R.P. : ₹ 1700/-



●●●● Flush Cock 25mm

Product Code : 11-0429  
Weight : 920gms (± 5%)  
M.R.P. : ₹ 2853/-

KARA SERIES



●●●● Bib Cock

Product Code : 11-1503  
Weight : 454gms (± 5%)  
M.R.P. : ₹ 1478/-



●●●● Nozzle Bib Cock

Product Code : 11-1523  
Weight : 505gms (± 5%)  
M.R.P. : ₹ 1635/-



●●●● Bib Cock Long Body

Product Code : 11-1504  
Weight : 485gms (± 5%)  
M.R.P. : ₹ 1578/-



●● Two Way Bib Cock (D/H)

Product Code : 11-1520  
Weight : 670gms (± 5%)  
M.R.P. : ₹ 2145/-



●●●● Angle Valve

Product Code : 11-1506  
Weight : 300gms (± 5%)  
M.R.P. : ₹ 1003/-



●● Two Way Angle Valve (D/H)

Product Code : 11-1519  
Weight : 625gms (± 5%)  
M.R.P. : ₹ 2008/-



●●●● Pillar Cock

Product Code : 11-1501  
Weight : 533gms (± 5%)  
M.R.P. : ₹ 1743/-



●●●● Pillar Cock Tall Body

Product Code : 11-1502  
Weight : 910gms (± 5%)  
M.R.P. : ₹ 2965/-



●●●● Swan Neck with Round Swivel Spout (12")

Product Code : 11-1513-RS  
Weight : 783gms (± 5%)  
M.R.P. : ₹ 2400/-



●●●● Swan Neck with Round Swivel Spout (15")

Product Code : 11-1513-RM  
Weight : 813gms (± 5%)  
M.R.P. : ₹ 2608/-



●●●● Swan Neck with Round Swivel Spout (20")

Product Code : 11-1513-RL  
Weight : 906gms (± 5%)  
M.R.P. : ₹ 2983/-



Swan Neck with Flexible Silicone Black Spout (20")

Product Code : 11-1513-FL-BL  
Weight : 862gms (± 5%)  
M.R.P. : ₹ 2630/-



Swan Neck with Flexible Silicone Red Spout (20")

Product Code : 11-1513-FL-RD  
Weight : 862gms (± 5%)  
M.R.P. : ₹ 2630/-



Swan Neck with Flexible Silicone Grey Spout (20")

Product Code : 11-1513-FL-GR  
Weight : 862gms (± 5%)  
M.R.P. : ₹ 2630/-



●●●● Single Lever Basin Mixer

Product Code : 11-1510  
Weight : 1101gms (± 5%)  
M.R.P. : ₹ 3498/-



●●●● Single Lever Tall Body Basin Mixer

Product Code : 11-1511  
Weight : 1350gms (± 5%)  
M.R.P. : ₹ 4325/-



●●●● Centre Hole Basin Mixer with Round Swivel Spout (12")

Product Code : 11-1517-RS  
Weight : 1255gms (± 5%)  
M.R.P. : ₹ 3860/-



●●●● Centre Hole Basin Mixer with Round Swivel Spout (15")

Product Code : 11-1517-RM  
Weight : 1318gms (± 5%)  
M.R.P. : ₹ 4190/-



●●●● Centre Hole Basin Mixer with Round Swivel Spout (20")

Product Code : 11-1517-RL  
Weight : 1410gms (± 5%)  
M.R.P. : ₹ 4540/-



●●●● Single Lever Wall Mount Basin Mixer

Product Code : 11-1527  
Weight : 1375gms (± 5%)  
M.R.P. : ₹ 8008/-



●●●● Sink Mixer with Swivel Spout (12")

Product Code : 11-1514-RS  
Weight : 1302gms (± 5%)  
M.R.P. : ₹ 4203/-



●●●● Sink Mixer with Swivel Spout (15")

Product Code : 11-1514-RM  
Weight : 1400gms (± 5%)  
M.R.P. : ₹ 4275/-



●●●● Sink Mixer with Swivel Spout (20")

Product Code : 11-1514-RL  
Weight : 1458gms (± 5%)  
M.R.P. : ₹ 4708/-



Sink Mixer with Flexible Silicone Black Spout (20")

Product Code : 11-1514-FL-BL  
Weight : 1473gms (± 5%)  
M.R.P. : ₹ 4338/-





Sink Mixer with Flexible Silicone Red Spout (20")

Product Code : 11-1514-FL-RD  
Weight : 1473gms (± 5%)  
M.R.P. : ₹ 4338/-



Sink Mixer with Flexible Silicone Grey Spout (20")

Product Code : 11-1514-FL-GR  
Weight : 1473gms (± 5%)  
M.R.P. : ₹ 4338/-



Single Lever Table Mount Sink Mixer with Swivel Spout (15")

Product Code : 11-1526-RM  
Weight : 1338gms (± 5%)  
M.R.P. : ₹ 4475/-



Single Lever Table Mount Sink Mixer with Swivel Spout (20")

Product Code : 11-1526  
Weight : 1410gms (± 5%)  
M.R.P. : ₹ 4535/-



Single Lever Table Mount Sink Mixer with Flexible Black Spout

Product Code : 11-1526-FL-BL  
Weight : 862gms (± 5%)  
M.R.P. : ₹ 3965/-



Single Lever Table Mount Sink Mixer with Flexible Red Spout

Product Code : 11-1526-FL-RD  
Weight : 862gms (± 5%)  
M.R.P. : ₹ 3965/-



Single Lever Table Mount Sink Mixer with Flexible Grey Spout

Product Code : 11-1526-FL-GR  
Weight : 862gms (± 5%)  
M.R.P. : ₹ 3965/-



Sink Cock with Round Swivel Spout (12")

Product Code : 11-1512-RS  
Weight : 639gms (± 5%)  
M.R.P. : ₹ 2070/-



Sink Cock with Round Swivel Spout (15")

Product Code : 11-1512-RM  
Weight : 700gms (± 5%)  
M.R.P. : ₹ 2230/-



Sink Cock with Round Swivel Spout (20")

Product Code : 11-1512-RL  
Weight : 793gms (± 5%)  
M.R.P. : ₹ 2633/-



Sink Cock with Flexible Silicone Red Spout (20")

Product Code : 11-1512-FL-RD  
Weight : 639gms (± 5%)  
M.R.P. : ₹ 2153/-



Sink Cock with Flexible Silicone Grey Spout (20")

Product Code : 11-1512-FL-GR  
Weight : 639gms (± 5%)  
M.R.P. : ₹ 2153/-



Sink Cock with Flexible Silicone Black Spout (20")

Product Code : 11-1512-FL-BL  
Weight : 639gms (± 5%)  
M.R.P. : ₹ 2153/-



Wall Mixer Non-Telephonic

Product Code : 11-1518  
Weight : 1450gms (± 5%)  
M.R.P. : ₹ 4660/-



Wall Mixer Telephonic with Crutch

Product Code : 11-1528  
Weight : 2090gms (± 5%)  
M.R.P. : ₹ 6638/-



Wall Mixer 'L' Bend

Product Code : 11-1524  
Weight : 2130gms (± 5%)  
M.R.P. : ₹ 6760/-



●●●● Wall Mixer 3 in 1

Product Code : 11-1525  
Weight : 2290gms (± 5%)  
M.R.P. : ₹ 7255/-



●●●● Bath Tub Spout Plain

Product Code : 11-1515  
Weight : 367gms (± 5%)  
M.R.P. : ₹ 1150/-



●●●● Bath Tub Spout Tip-Ton

Product Code : 11-1516  
Weight : 580gms (± 5%)  
M.R.P. : ₹ 1900/-



●●●● Concealed Stop Cock 15mm

Product Code : 11-1508  
Weight : 540gms (± 5%)  
M.R.P. : ₹ 1763/-



●●●● Concealed Stop Cock 20mm

Product Code : 11-1509  
Weight : 540gms (± 5%)  
M.R.P. : ₹ 1748/-



●●●● Flush Cock 25mm

Product Code : 11-1529  
Weight : 880gms (± 5%)  
M.R.P. : ₹ 2826/-



●●●● Pull-out Single Lever Sink Mixer (Dual Flow Silver)

Product Code : 11-1532-SS  
Weight : 1822gms (± 5%)  
M.R.P. : ₹ 8537/-



●●●● Pull-out Single Lever Sink Mixer (Dual Flow Black)

Product Code : 11-1532-BL  
Weight : 1816gms (± 5%)  
M.R.P. : ₹ 9834/-



●●● Single Lever Sink Mixer with Swivel Spout (15'')

Product Code : 11-1533-RM  
Weight : 1830gms (± 5%)  
M.R.P. : ₹ 4619/-



●●● Single Lever Sink Mixer with Swivel Spout (20'')

Product Code : 11-1533-RL  
Weight : 1930gms (± 5%)  
M.R.P. : ₹ 4895/-



Single Lever Sink Mixer with Flexible Silicone Red Spout (20'')

Product Code : 11-1533-FL-RD  
Weight : 1620gms (± 5%)  
M.R.P. : ₹ 4040/-



Single Lever Sink Mixer with Flexible Silicone Grey Spout (20'')

Product Code : 11-1533-FL-GR  
Weight : 1620gms (± 5%)  
M.R.P. : ₹ 4040/-



Single Lever Sink Mixer with Flexible Silicone Black Spout (20'')

Product Code : 11-1533-FL-BL  
Weight : 1620gms (± 5%)  
M.R.P. : ₹ 4040/-

PAVO SERIES



●●●● Bib Cock

Product Code : 11-0503  
Weight : 454gms (± 5%)  
M.R.P. : ₹ 1451/-



●●●● Nozzle Bib Cock

Product Code : 11-0523  
Weight : 505gms (± 5%)  
M.R.P. : ₹ 1588/-



●●●● Bib Cock Long Body

Product Code : 11-0504  
Weight : 485gms (± 5%)  
M.R.P. : ₹ 1545/-



●● Two Way Bib Cock (D/H)

Product Code : 11-0520  
Weight : 670gms (± 5%)  
M.R.P. : ₹ 2083/-



●●●● Angle Valve

Product Code : 11-0506  
Weight : 300gms (± 5%)  
M.R.P. : ₹ 995/-



●● Two Way Angle Valve (D/H)

Product Code : 11-0519  
Weight : 625gms (± 5%)  
M.R.P. : ₹ 1945/-



●●●● Pillar Cock

Product Code : 11-0501  
Weight : 533gms (± 5%)  
M.R.P. : ₹ 1704/-



●●●● Pillar Cock Tall Body

Product Code : 11-0502  
Weight : 910gms (± 5%)  
M.R.P. : ₹ 2943/-





●●●● Swan Neck with Round Swivel Spout (12")

Product Code : 11-0513-RS  
Weight : 783gms (± 5%)  
M.R.P. : ₹ 2400/-



●●●● Swan Neck with Round Swivel Spout (15")

Product Code : 11-0513-RM  
Weight : 813gms (± 5%)  
M.R.P. : ₹ 2533/-



●●●● Swan Neck with Round Swivel Spout (20")

Product Code : 11-0513-RL  
Weight : 906gms (± 5%)  
M.R.P. : ₹ 2938/-



Swan Neck with Flexible Silicone Black Spout (20")

Product Code : 11-0513-FL-BL  
Weight : 862gms (± 5%)  
M.R.P. : ₹ 2630/-



Swan Neck with Flexible Silicone Red Spout (20")

Product Code : 11-0513-FL-RD  
Weight : 862gms (± 5%)  
M.R.P. : ₹ 2630/-



Swan Neck with Flexible Silicone Grey Spout (20")

Product Code : 11-0513-FL-GR  
Weight : 862gms (± 5%)  
M.R.P. : ₹ 2630/-



●●●● Single Lever Basin Mixer

Product Code : 11-0510  
Weight : 1101gms (± 5%)  
M.R.P. : ₹ 3520/-



●●●● Single Lever Tall Body Basin Mixer

Product Code : 11-0511  
Weight : 1350gms (± 5%)  
M.R.P. : ₹ 4288/-



●●●● Centre Hole Basin Mixer with Round Swivel Spout (12")

Product Code : 11-0517-RS  
Weight : 1255gms (± 5%)  
M.R.P. : ₹ 3860/-



●●●● Centre Hole Basin Mixer with Round Swivel Spout (15")

Product Code : 11-0517-RM  
Weight : 1318gms (± 5%)  
M.R.P. : ₹ 4128/-



●●●● Centre Hole Basin Mixer with Round Swivel Spout (20")

Product Code : 11-0517-RL  
Weight : 1410gms (± 5%)  
M.R.P. : ₹ 4493/-



●●●● Single Lever Wall Mount Basin Mixer

Product Code : 11-0527  
Weight : 1375gms (± 5%)  
M.R.P. : ₹ 8008/-



●●●● Sink Mixer with Swivel Spout (12")

Product Code : 11-0514-RS  
Weight : 1302gms (± 5%)  
M.R.P. : ₹ 4140/-



●●●● Sink Mixer with Swivel Spout (15")

Product Code : 11-0514-RM  
Weight : 1400gms (± 5%)  
M.R.P. : ₹ 4265/-



●●●● Sink Mixer with Swivel Spout (20")

Product Code : 11-0514-RL  
Weight : 1458gms (± 5%)  
M.R.P. : ₹ 4640/-



Sink Mixer with Flexible Silicone Black Spout (20")

Product Code : 11-0514-FL-BL  
Weight : 1473gms (± 5%)  
M.R.P. : ₹ 4338/-



**Sink Mixer with Flexible Silicone Red Spout (20")**

Product Code : 11-0514-FL-RD  
Weight : 1473gms (± 5%)  
M.R.P. : ₹ 4338/-



**Sink Mixer with Flexible Silicone Grey Spout (20")**

Product Code : 11-0514-FL-GR  
Weight : 1473gms (± 5%)  
M.R.P. : ₹ 4338/-



**Single Lever Table Mount Sink Mixer with Swivel Spout (20")**

Product Code : 11-0526  
Weight : 1410gms (± 5%)  
M.R.P. : ₹ 4815/-



**Single Lever Table Mount Sink Mixer with Swivel Spout (15")**

Product Code : 11-0526-RM  
Weight : 1360gms (± 5%)  
M.R.P. : ₹ 4628/-



**Single Lever Table Mount Sink Mixer with Flexible Black Spout**

Product Code : 11-0526-FL-BL  
Weight : 862gms (± 5%)  
M.R.P. : ₹ 3965/-



**Single Lever Table Mount Sink Mixer with Flexible Red Spout**

Product Code : 11-0526-FL-RD  
Weight : 862gms (± 5%)  
M.R.P. : ₹ 3965/-



**Single Lever Table Mount Sink Mixer with Flexible Grey Spout**

Product Code : 11-0526-FL-GR  
Weight : 862gms (± 5%)  
M.R.P. : ₹ 3965/-



**Sink Cock with Round Swivel Spout (12")**

Product Code : 11-0512-RS  
Weight : 639gms (± 5%)  
M.R.P. : ₹ 2040/-



**Sink Cock with Round Swivel Spout (15")**

Product Code : 11-0512-RM  
Weight : 700gms (± 5%)  
M.R.P. : ₹ 2225/-



**Sink Cock with Round Swivel Spout (20")**

Product Code : 11-0512-RL  
Weight : 793gms (± 5%)  
M.R.P. : ₹ 2595/-



**Sink Cock with Flexible Silicone Red Spout (20")**

Product Code : 11-0512-FL-RD  
Weight : 639gms (± 5%)  
M.R.P. : ₹ 2153/-



**Sink Cock with Flexible Silicone Grey Spout (20")**

Product Code : 11-0512-FL-GR  
Weight : 639gms (± 5%)  
M.R.P. : ₹ 2153/-



**Sink Cock with Flexible Silicone Black Spout (20")**

Product Code : 11-0512-FL-BL  
Weight : 639gms (± 5%)  
M.R.P. : ₹ 2153/-



**Wall Mixer Non-Telephonic**

Product Code : 11-0518  
Weight : 1450gms (± 5%)  
M.R.P. : ₹ 4523/-



**Wall Mixer Telephonic with Crutch**

Product Code : 11-0528  
Weight : 2090gms (± 5%)  
M.R.P. : ₹ 6443/-



**Wall Mixer 'L' Bend**

Product Code : 11-0524  
Weight : 2130gms (± 5%)  
M.R.P. : ₹ 6563/-





●●●● Bath Tub Spout Plain

Product Code : 11-0515  
Weight : 367gms (± 5%)  
M.R.P. : ₹ 1105/-



●●●● Bath Tub Spout Tip-Ton

Product Code : 11-0516  
Weight : 580gms (± 5%)  
M.R.P. : ₹ 1820/-



●●●● Concealed Stop Cock 15mm

Product Code : 11-0508  
Weight : 545gms (± 5%)  
M.R.P. : ₹ 1722/-



●●●● Concealed Stop Cock 20mm

Product Code : 11-0509  
Weight : 540gms (± 5%)  
M.R.P. : ₹ 1709/-



●●●● Wall Mixer 3 in 1

Product Code : 11-0525  
Weight : 2290gms (± 5%)  
M.R.P. : ₹ 7043/-



●●●● Flush Cock 25mm

Product Code : 11-0529  
Weight : 880gms (± 5%)  
M.R.P. : ₹ 2826/-



●●● Single Lever Sink Mixer with Swivel Spout (15'')

Product Code : 11-0533-RM  
Weight : 1522gms (± 5%)  
M.R.P. : ₹ 4619/-



●●● Single Lever Sink Mixer with Swivel Spout (20'')

Product Code : 11-0533-RL  
Weight : 1622gms (± 5%)  
M.R.P. : ₹ 4895/-



Single Lever Sink Mixer with Flexible Silicone Red Spout (20'')

Product Code : 11-0533-FL-RD  
Weight : 1650gms (± 5%)  
M.R.P. : ₹ 4040/-



Single Lever Sink Mixer with Flexible Silicone Grey Spout (20'')

Product Code : 11-0533-FL-GR  
Weight : 1650gms (± 5%)  
M.R.P. : ₹ 4040/-



Single Lever Sink Mixer with Flexible Silicone Black Spout (20'')

Product Code : 11-0533-FL-BL  
Weight : 1650gms (± 5%)  
M.R.P. : ₹ 4040/-







Resistance to  
**Hard Water, Staining,  
Corrosion & Rusting.**

## PRISTINE SERIES



●●●● Bib Cock

Product Code : 11-0203  
Weight : 460gms (± 5%)  
M.R.P. : ₹ 1469/-



●●●● Nozzle Bib Cock

Product Code : 11-0223  
Weight : 504gms (± 5%)  
M.R.P. : ₹ 1598/-



●●●● Bib Cock Long Body

Product Code : 11-0204  
Weight : 500gms (± 5%)  
M.R.P. : ₹ 1590/-



●●●● Two Way Bib Cock

Product Code : 11-0205  
Weight : 570gms (± 5%)  
M.R.P. : ₹ 1793/-



●● Two Way Bib Cock (D/H)

Product Code : 11-0220  
Weight : 760gms (± 5%)  
M.R.P. : ₹ 2360/-



●●●● Angle Valve

Product Code : 11-0206  
Weight : 322gms (± 5%)  
M.R.P. : ₹ 1059/-



●●●● Two Way Angle Valve

Product Code : 11-0207  
Weight : 512gms (± 5%)  
M.R.P. : ₹ 1621/-



●● Two Way Angle Valve (D/H)

Product Code : 11-0219  
Weight : 740gms (± 5%)  
M.R.P. : ₹ 2300/-



●●●● Pillar Cock

Product Code : 11-0201  
Weight : 605gms (± 5%)  
M.R.P. : ₹ 1917/-



●●●● Pillar Cock Tall Body

Product Code : 11-0202  
Weight : 930gms (± 5%)  
M.R.P. : ₹ 3023/-



●●●● Swan Neck with Swivel Spout

Product Code : 11-0213  
Weight : 885gms (± 5%)  
M.R.P. : ₹ 2748/-



●●●● Swan Neck with Round Swivel Spout (12")

Product Code : 11-0213-RS  
Weight : 740gms (± 5%)  
M.R.P. : ₹ 2348/-



●●●● Swan Neck with Round Swivel Spout (15")

Product Code : 11-0213-RM  
Weight : 800gms (± 5%)  
M.R.P. : ₹ 2530/-



●●●● Swan Neck with Round Swivel Spout (20")

Product Code : 11-0213-RL  
Weight : 895gms (± 5%)  
M.R.P. : ₹ 2903/-



●●●● Single Lever Basin Mixer

Product Code : 11-0210  
Weight : 1500gms (± 5%)  
M.R.P. : ₹ 4593/-



●●●● Single Lever Tall Body Basin Mixer

Product Code : 11-0211  
Weight : 2070gms (± 5%)  
M.R.P. : ₹ 6495/-



●●●● Centre Hole Basin Mixer

Product Code : 11-0217  
Weight : 1399gms (± 5%)  
M.R.P. : ₹ 4448/-



●●●● Centre Hole Basin Mixer with Round Swivel Spout (12")

Product Code : 11-0217-RS  
Weight : 1360gms (± 5%)  
M.R.P. : ₹ 4255/-



●●●● Centre Hole Basin Mixer with Round Swivel Spout (15")

Product Code : 11-0217-RM  
Weight : 1420gms (± 5%)  
M.R.P. : ₹ 4438/-



●●●● Centre Hole Basin Mixer with Round Swivel Spout (20")

Product Code : 11-0217-RL  
Weight : 1515gms (± 5%)  
M.R.P. : ₹ 4793/-



●●●● Single Lever Wall Mount Basin Mixer

Product Code : 11-0227  
Weight : 1690gms (± 5%)  
M.R.P. : ₹ 8008/-



●●●● Sink Mixer with Swivel Spout

Product Code : 11-0214  
Weight : 1575gms (± 5%)  
M.R.P. : ₹ 5026/-



●●●● Sink Mixer with Swivel Spout (12")

Product Code : 11-0214-RS  
Weight : 1360gms (± 5%)  
M.R.P. : ₹ 4318/-



●●●● Sink Mixer with Swivel Spout (15")

Product Code : 11-0214-RM  
Weight : 1420gms (± 5%)  
M.R.P. : ₹ 4500/-



●●●● Sink Mixer with Swivel Spout (20")

Product Code : 11-0214-RL  
Weight : 1515gms (± 5%)  
M.R.P. : ₹ 4813/-



●●●● Single Lever Table Mount Sink Mixer with Swivel Spout (15")

Product Code : 11-0226-RM  
Weight : 1385gms (± 5%)  
M.R.P. : ₹ 4458/-



●●●● Single Lever Table Mount Sink Mixer with Swivel Spout (20")

Product Code : 11-0226  
Weight : 1435gms (± 5%)  
M.R.P. : ₹ 4560/-



●●●● Sink Cock with Swivel Spout

Product Code : 11-0212  
Weight : 896gms (± 5%)  
M.R.P. : ₹ 2780/-



●●●● Sink Cock with Round Swivel Spout (12")

Product Code : 11-0212-RS  
Weight : 660gms (± 5%)  
M.R.P. : ₹ 2105/-



●●●● Sink Cock with Round Swivel Spout (15")

Product Code : 11-0212-RM  
Weight : 720gms (± 5%)  
M.R.P. : ₹ 2288/-



●●●● Sink Cock with Round Swivel Spout (20")

Product Code : 11-0212-RL  
Weight : 815gms (± 5%)  
M.R.P. : ₹ 2660/-



●●●● Wall Mixer Non-Telephonic

Product Code : 11-0218  
Weight : 1350gms (± 5%)  
M.R.P. : ₹ 4223/-





●●●● Wall Mixer  
Telephonic with Crutch

Product Code : 11-0228  
Weight : 2015gms (± 5%)  
M.R.P. : ₹ 6218/-



●●●● Wall Mixer 'L' Bend

Product Code : 11-0224  
Weight : 2040gms (± 5%)  
M.R.P. : ₹ 6293/-



●●●● Wall Mixer 3 in 1

Product Code : 11-0225  
Weight : 2245gms (± 5%)  
M.R.P. : ₹ 6908/-



●●●● Bath Tub Spout Plain

Product Code : 11-0215  
Weight : 404gms (± 5%)  
M.R.P. : ₹ 1310/-



●●●● Bath Tub Spout Tip-Ton

Product Code : 11-0216  
Weight : 590gms (± 5%)  
M.R.P. : ₹ 1860/-



●●●● Concealed Stop  
Cock 15mm

Product Code : 11-0208  
Weight : 590gms (± 5%)  
M.R.P. : ₹ 1856/-



●●●● Concealed Stop  
Cock 20mm

Product Code : 11-0209  
Weight : 545gms (± 5%)  
M.R.P. : ₹ 1899/-



●●●● Flush Cock 25mm

Product Code : 11-0229  
Weight : 940gms (± 5%)  
M.R.P. : ₹ 2913/-



●●● Single Lever Sink Mixer  
with Swivel Spout (15'')

Product Code : 11-0233-RM  
Weight : 1525gms (± 5%)  
M.R.P. : ₹ 5016/-



●●● Single Lever Sink Mixer  
with Swivel Spout (20'')

Product Code : 11-0233-RL  
Weight : 1625gms (± 5%)  
M.R.P. : ₹ 5293/-



Single Lever Sink Mixer with  
Flexible Silicone Red Spout (20'')

Product Code : 11-0233-FL-RD  
Weight : 1652gms (± 5%)  
M.R.P. : ₹ 4719/-



Single Lever Sink Mixer with  
Flexible Silicone Grey Spout (20'')

Product Code : 11-0233-FL-GR  
Weight : 1652gms (± 5%)  
M.R.P. : ₹ 4719/-



Single Lever Sink Mixer with  
Flexible Silicone Black Spout (20'')

Product Code : 11-0233-FL-BL  
Weight : 1652gms (± 5%)  
M.R.P. : ₹ 4719/-

**STRONG & EVEN INTERIORS**  
ensure endurance against  
the **HIGH-PRESSURE FLOW**



## ELIXIR SERIES



●●●● Bib Cock

Product Code : 11-0103  
Weight : 467gms (± 5%)  
M.R.P. : ₹ 1489/-



●●●● Nozzle Bib Cock

Product Code : 11-0123  
Weight : 507gms (± 5%)  
M.R.P. : ₹ 1606/-



●●●● Bib Cock Long Body

Product Code : 11-0104  
Weight : 547gms (± 5%)  
M.R.P. : ₹ 1730/-



●●●● Two Way Bib Cock

Product Code : 11-0105  
Weight : 595gms (± 5%)  
M.R.P. : ₹ 1866/-



●● Two Way Bib Cock (D/H)

Product Code : 11-0120  
Weight : 805gms (± 5%)  
M.R.P. : ₹ 2488/-



●●●● Angle Valve

Product Code : 11-0106  
Weight : 355gms (± 5%)  
M.R.P. : ₹ 1157/-



●●●● Two Way Angle Valve

Product Code : 11-0107  
Weight : 590gms (± 5%)  
M.R.P. : ₹ 1851/-



●● Two Way Angle Valve (D/H)

Product Code : 11-0119  
Weight : 741gms (± 5%)  
M.R.P. : ₹ 2299/-



●●●● Pillar Cock

Product Code : 11-0101  
Weight : 650gms (± 5%)  
M.R.P. : ₹ 2049/-



●●●● Pillar Cock Tall Body

Product Code : 11-0102  
Weight : 1330gms (± 5%)  
M.R.P. : ₹ 4240/-



●●●● Swan Neck with Swivel Spout

Product Code : 11-0113  
Weight : 1060gms (± 5%)  
M.R.P. : ₹ 3273/-



●●●● Swan Neck with Round Swivel Spout (12")

Product Code : 11-0113-RS  
Weight : 830gms (± 5%)  
M.R.P. : ₹ 2623/-



●●●● Swan Neck with Round Swivel Spout (15")

Product Code : 11-0113-RM  
Weight : 893gms (± 5%)  
M.R.P. : ₹ 2813/-



●●●● Swan Neck with Round Swivel Spout (20")

Product Code : 11-0113-RL  
Weight : 986gms (± 5%)  
M.R.P. : ₹ 3183/-



●●●● Single Lever Basin Mixer

Product Code : 11-0110  
Weight : 1500gms (± 5%)  
M.R.P. : ₹ 4593/-



●●●● Single Lever Tall Body Basin Mixer

Product Code : 11-0111  
Weight : 2370gms (± 5%)  
M.R.P. : ₹ 7368/-





●●●● Centre Hole Basin Mixer

Product Code : 11-0117  
Weight : 1535gms (± 5%)  
M.R.P. : ₹ 4718/-



●●●● Centre Hole Basin Mixer with Round Swivel Spout (12'')

Product Code : 11-0117-RS  
Weight : 1365gms (± 5%)  
M.R.P. : ₹ 4270/-



●●●● Centre Hole Basin Mixer with Round Swivel Spout (15'')

Product Code : 11-0117-RM  
Weight : 1430gms (± 5%)  
M.R.P. : ₹ 4468/-



●●●● Centre Hole Basin Mixer with Round Swivel Spout (20'')

Product Code : 11-0117-RL  
Weight : 1520gms (± 5%)  
M.R.P. : ₹ 4808/-



●●●● Single Lever Wall Mounted Basin Mixer

Product Code : 11-0127  
Weight : 1710gms (± 5%)  
M.R.P. : ₹ 8008/-



●●●● Sink Mixer with Swivel Spout

Product Code : 11-0114  
Weight : 1770gms (± 5%)  
M.R.P. : ₹ 5483/-



●●●● Sink Mixer with Swivel Spout (12'')

Product Code : 11-0114-RS  
Weight : 1565gms (± 5%)  
M.R.P. : ₹ 4943/-



●●●● Sink Mixer with Swivel Spout (15'')

Product Code : 11-0114-RM  
Weight : 1630gms (± 5%)  
M.R.P. : ₹ 5138/-



●●●● Sink Mixer with Swivel Spout (20'')

Product Code : 11-0114-RL  
Weight : 1720gms (± 5%)  
M.R.P. : ₹ 5440/-



●●●● Single Lever Table Mount Sink Mixer with Swivel Spout (15'')

Product Code : 11-0126-RM  
Weight : 1430gms (± 5%)  
M.R.P. : ₹ 4700/-



●●●● Single Lever Table Mount Sink Mixer with Swivel Spout (20'')

Product Code : 11-0126  
Weight : 1480gms (± 5%)  
M.R.P. : ₹ 4815/-



●●●● Sink Cock with Swivel Spout

Product Code : 11-0112  
Weight : 882gms (± 5%)  
M.R.P. : ₹ 2735/-



●●●● Sink Cock with Round Swivel Spout (12'')

Product Code : 11-0112-RS  
Weight : 715gms (± 5%)  
M.R.P. : ₹ 2273/-



●●●● Sink Cock with Round Swivel Spout (15'')

Product Code : 11-0112-RM  
Weight : 775gms (± 5%)  
M.R.P. : ₹ 2455/-



●●●● Sink Cock with Round Swivel Spout (20'')

Product Code : 11-0112-RL  
Weight : 870gms (± 5%)  
M.R.P. : ₹ 2828/-



●●●● Wall Mixer Non-Telephonic

Product Code : 11-0118  
Weight : 1500gms (± 5%)  
M.R.P. : ₹ 4673/-



●●●● Wall Mixer  
Telephonic with Crutch

Product Code : 11-0128  
Weight : 2270gms (± 5%)  
M.R.P. : ₹ 6983/-



●●●● Wall Mixer 'L' Bend

Product Code : 11-0124  
Weight : 2300gms (± 5%)  
M.R.P. : ₹ 7073/-



●●●● Wall Mixer 3 in 1

Product Code : 11-0125  
Weight : 2454gms (± 5%)  
M.R.P. : ₹ 7535/-



●●●● Bath Tub Spout Plain

Product Code : 11-0115  
Weight : 460gms (± 5%)  
M.R.P. : ₹ 1471/-



●●●● Bath Tub Spout Tip-Ton

Product Code : 11-0116  
Weight : 685gms (± 5%)  
M.R.P. : ₹ 2137/-



●●●● Concealed Stop  
Cock 15mm

Product Code : 11-0108  
Weight : 505gms (± 5%)  
M.R.P. : ₹ 1608/-



●●●● Concealed Stop  
Cock 20mm

Product Code : 11-0109  
Weight : 556gms (± 5%)  
M.R.P. : ₹ 1755/-



●●●● Flush Cock 25mm

Product Code : 11-0129  
Weight : 950gms (± 5%)  
M.R.P. : ₹ 2943/-



●●● Single Lever Sink Mixer  
with Swivel Spout (15'')

Product Code : 11-0133-RM  
Weight : 1540gms (± 5%)  
M.R.P. : ₹ 5024/-



●●● Single Lever Sink Mixer  
with Swivel Spout (20'')

Product Code : 11-0133-RL  
Weight : 1640gms (± 5%)  
M.R.P. : ₹ 5300/-



Single Lever Sink Mixer with  
Flexible Silicone Red Spout (20'')

Product Code : 11-0133-FL-RD  
Weight : 1665gms (± 5%)  
M.R.P. : ₹ 4727/-



Single Lever Sink Mixer with  
Flexible Silicone Grey Spout (20'')

Product Code : 11-0133-FL-GR  
Weight : 1665gms (± 5%)  
M.R.P. : ₹ 4727/-



Single Lever Sink Mixer with  
Flexible Silicone Black Spout (20'')

Product Code : 11-0133-FL-BL  
Weight : 1665gms (± 5%)  
M.R.P. : ₹ 4727/-



**GERMAN FOAM FLOW AERATOR**

reduces the noise of flowing water



## DEMURE SERIES



●●●● Bib Cock

Product Code : 11-0303  
Weight : 530gms (± 5%)  
M.R.P. : ₹ 1680/-



●●●● Nozzle Bib Cock

Product Code : 11-0323  
Weight : 574gms (± 5%)  
M.R.P. : ₹ 1816/-



●●●● Bib Cock Long Body

Product Code : 11-0304  
Weight : 580gms (± 5%)  
M.R.P. : ₹ 1818/-



●●●● Two Way Bib Cock

Product Code : 11-0305  
Weight : 654gms (± 5%)  
M.R.P. : ₹ 2035/-



●●●● Angle Valve

Product Code : 11-0306  
Weight : 364gms (± 5%)  
M.R.P. : ₹ 1165/-



●●●● Two Way Angle Valve

Product Code : 11-0307  
Weight : 499gms (± 5%)  
M.R.P. : ₹ 1570/-



●●●● Pillar Cock

Product Code : 11-0301  
Weight : 704gms (± 5%)  
M.R.P. : ₹ 2205/-



●●●● Swan Neck with Swivel Spout

Product Code : 11-0313  
Weight : 914gms (± 5%)  
M.R.P. : ₹ 2835/-



●●●● Swan Neck with Round Swivel Spout (12")

Product Code : 11-0313-RS  
Weight : 789gms (± 5%)  
M.R.P. : ₹ 2498/-



●●●● Swan Neck with Round Swivel Spout (15")

Product Code : 11-0313-RM  
Weight : 852gms (± 5%)  
M.R.P. : ₹ 2688/-



●●●● Swan Neck with Round Swivel Spout (20")

Product Code : 11-0313-RL  
Weight : 946gms (± 5%)  
M.R.P. : ₹ 3060/-



●●●● Single Lever Basin Mixer

Product Code : 11-0310  
Weight : 1360gms (± 5%)  
M.R.P. : ₹ 4173/-



●●●● Centre Hole Basin Mixer

Product Code : 11-0317  
Weight : 1352gms (± 5%)  
M.R.P. : ₹ 4170/-



●●●● Centre Hole Basin Mixer with Round Swivel Spout (12")

Product Code : 11-0317-RS  
Weight : 1300gms (± 5%)  
M.R.P. : ₹ 4073/-



●●●● Centre Hole Basin Mixer with Round Swivel Spout (15")

Product Code : 11-0317-RM  
Weight : 1360gms (± 5%)  
M.R.P. : ₹ 4255/-



●●●● Centre Hole Basin Mixer with Round Swivel Spout (20")

Product Code : 11-0317-RL  
Weight : 1455gms (± 5%)  
M.R.P. : ₹ 4630/-



●●●● Single Lever Wall Mounted Basin Mixer

Product Code : 11-0327  
Weight : 1710gms (± 5%)  
M.R.P. : ₹ 8008/-



●●●● Sink Mixer with Swivel Spout

Product Code : 11-0314  
Weight : 1550gms (± 5%)  
M.R.P. : ₹ 4823/-



●●●● Sink Mixer with Swivel Spout (12'')

Product Code : 11-0314-RS  
Weight : 1420gms (± 5%)  
M.R.P. : ₹ 4433/-



●●●● Sink Mixer with Swivel Spout (15'')

Product Code : 11-0314-RM  
Weight : 1480gms (± 5%)  
M.R.P. : ₹ 4613/-



●●●● Sink Mixer with Swivel Spout (20'')

Product Code : 11-0314-RL  
Weight : 1575gms (± 5%)  
M.R.P. : ₹ 4995/-



●●●● Single Lever Table Mount Sink Mixer with Swivel Spout (15'')

Product Code : 11-0326-RM  
Weight : 1385gms (± 5%)  
M.R.P. : ₹ 4458/-



●●●● Single Lever Table Mount Sink Mixer with Swivel Spout (20'')

Product Code : 11-0326  
Weight : 1435gms (± 5%)  
M.R.P. : ₹ 4815/-



●●●● Sink Cock with Swivel Spout

Product Code : 11-0312  
Weight : 794gms (± 5%)  
M.R.P. : ₹ 2475/-



●●●● Sink Cock with Round Swivel Spout (12'')

Product Code : 11-0312-RS  
Weight : 675gms (± 5%)  
M.R.P. : ₹ 2150/-



●●●● Sink Cock with Round Swivel Spout (15'')

Product Code : 11-0312-RM  
Weight : 735gms (± 5%)  
M.R.P. : ₹ 2333/-



●●●● Sink Cock with Round Swivel Spout (20'')

Product Code : 11-0312-RL  
Weight : 830gms (± 5%)  
M.R.P. : ₹ 2708/-



●●●● Wall Mixer Non-Telephonic

Product Code : 11-0318  
Weight : 1400gms (± 5%)  
M.R.P. : ₹ 4373/-



●●●● Wall Mixer Telephonic with Crutch

Product Code : 11-0328  
Weight : 2095gms (± 5%)  
M.R.P. : ₹ 6458/-



●●●● Wall Mixer 'L' Bend

Product Code : 11-0324  
Weight : 2120gms (± 5%)  
M.R.P. : ₹ 6533/-



●●●● Wall Mixer 3 in 1

Product Code : 11-0325  
Weight : 2300gms (± 5%)  
M.R.P. : ₹ 7073/-



●●●● Bath Tub Spout Plain

Product Code : 11-0315  
Weight : 367gms (± 5%)  
M.R.P. : ₹ 1178/-



●●●● Bath Tub Spout Tip-Ton

Product Code : 11-0316  
Weight : 580gms (± 5%)  
M.R.P. : ₹ 1846/-



●●●● Concealed Stop Cock 15mm

Product Code : 11-0308  
Weight : 550gms (± 5%)  
M.R.P. : ₹ 1780/-



●●●● Concealed Stop Cock 20mm

Product Code : 11-0309  
Weight : 555gms (± 5%)  
M.R.P. : ₹ 1760/-



●●●● Flush Cock 25mm

Product Code : 11-0329  
Weight : 940gms (± 5%)  
M.R.P. : ₹ 2913/-



●●● Single Lever Sink Mixer with Swivel Spout (15")

Product Code : 11-0333-RM  
Weight : 1555gms (± 5%)  
M.R.P. : ₹ 4798/-



●●● Single Lever Sink Mixer with Swivel Spout (20")

Product Code : 11-0333-RL  
Weight : 1655gms (± 5%)  
M.R.P. : ₹ 5077/-



Single Lever Sink Mixer with Flexible Silicone Red Spout (20")

Product Code : 11-0333-FL-RD  
Weight : 1680gms (± 5%)  
M.R.P. : ₹ 4485/-



Single Lever Sink Mixer with Flexible Silicone Grey Spout (20")

Product Code : 11-0333-FL-GR  
Weight : 1680gms (± 5%)  
M.R.P. : ₹ 4485/-



Single Lever Sink Mixer with Flexible Silicone Black Spout (20")

Product Code : 11-0333-FL-BL  
Weight : 1680gms (± 5%)  
M.R.P. : ₹ 4485/-



Ruhe®



**SINGLE LEVER DIVERTERS**  
with Premium Cartridges

**DIVERTER SERIES**



●●●● Pristine Single Lever  
Diverter 2 Inlet Hi-Flow

Product Code : 11-0221  
Weight : 1920gms (± 5%)  
M.R.P. : ₹ 8770/-



●●●● Pristine Single Lever  
Diverter 2 Inlet

Product Code : 11-0222  
Weight : 1290gms (± 5%)  
M.R.P. : ₹ 6173/-



●●●● Eclipse Single Lever  
Diverter 2 Inlet Hi-Flow

Product Code : 11-0621  
Weight : 1900gms (± 5%)  
M.R.P. : ₹ 8770/-



●●●● Eclipse Single Lever  
Diverter 2 Inlet

Product Code : 11-0622  
Weight : 1335gms (± 5%)  
M.R.P. : ₹ 6173/-



●●●● Elixir Single Lever  
Diverter 2 Inlet Hi-Flow

Product Code : 11-0121  
Weight : 1810gms (± 5%)  
M.R.P. : ₹ 8770/-



●●●● Elixir Single Lever  
Diverter 2 Inlet

Product Code : 11-0122  
Weight : 1325gms (± 5%)  
M.R.P. : ₹ 6173/-



●●●● Pavo Single Lever  
Diverter 2 Inlet Hi-Flow

Product Code : 11-0521  
Weight : 1820gms (± 5%)  
M.R.P. : ₹ 8770/-



●●●● Pavo Single Lever  
Diverter 2 Inlet

Product Code : 11-0522  
Weight : 1330gms (± 5%)  
M.R.P. : ₹ 6173/-



●●●● Demure Single Lever  
Diverter 2 Inlet Hi-Flow

Product Code : 11-0321  
Weight : 1800gms (± 5%)  
M.R.P. : ₹ 8770/-



●●●● Demure Single Lever  
Diverter 2 Inlet

Product Code : 11-0322  
Weight : 1310gms (± 5%)  
M.R.P. : ₹ 6173/-



●●●● Kara Single Lever  
Diverter 2 Inlet Hi-Flow

Product Code : 11-1521  
Weight : 1800gms (± 5%)  
M.R.P. : ₹ 8770/-



●●●● Kara Single Lever  
Diverter 2 Inlet

Product Code : 11-1522  
Weight : 1330gms (± 5%)  
M.R.P. : ₹ 6173/-





●●●● Demure Single Lever Diverter 2 Inlet (Jaq Complete)

Product Code : 11-0331  
Weight : 1190gms (± 5%)  
M.R.P. : ₹ 6313/-



●●●● Pristine Single Lever Diverter 2 Inlet (Jaq Complete)

Product Code : 11-0231  
Weight : 1218gms (± 5%)  
M.R.P. : ₹ 6313/-



●●●● Elixir Single Lever Diverter 2 Inlet (Jaq Complete)

Product Code : 11-0131  
Weight : 1182gms (± 5%)  
M.R.P. : ₹ 6313/-



●●●● Eclipse Single Lever Diverter 2 Inlet (Jaq Complete)

Product Code : 11-0631  
Weight : 1175gms (± 5%)  
M.R.P. : ₹ 6313/-



●●●● Pavo Single Lever Diverter 2 Inlet (Jaq Complete)

Product Code : 11-0531  
Weight : 1138gms (± 5%)  
M.R.P. : ₹ 6313/-



●●●● Kara Single Lever Diverter 2 Inlet (Jaq Complete)

Product Code : 11-1531  
Weight : 1138gms (± 5%)  
M.R.P. : ₹ 6313/-

## DIVERTERS BODY



●●●● Single Lever Diverter 3 inlet

Product Code : 17-2001  
Weight : 1400gms (± 5%)  
M.R.P. : ₹ 7113/-



●●●● Single Lever Diverter 2 inlet

Product Code : 17-2002  
Weight : 975gms (± 5%)  
M.R.P. : ₹ 4640/-



●●●● Single Lever Diverter Hi-Flow 2 inlet

Product Code : 17-2003  
Weight : 1545gms (± 5%)  
M.R.P. : ₹ 7113/-



Single Lever Diverter 2 inlet JAQ

Product Code : 17-2004  
Weight : 996gms (± 5%)  
M.R.P. : ₹ 4213/-



## DIVERTER UPPER PARTS



●●●● Handle & Flange  
Diverter 2 Inlet (Elixir)

Product Code : 17-2006  
Weight : 265gms (± 5%)  
M.R.P. : ₹ 1580/-



●●●● Handle & Flange  
Diverter 2 Inlet (Pristine)

Product Code : 17-2007  
Weight : 300gms (± 5%)  
M.R.P. : ₹ 1580/-



●●●● Handle & Flange  
Diverter 2 Inlet (Demure)

Product Code : 17-2008  
Weight : 290gms (± 5%)  
M.R.P. : ₹ 1580/-



●●●● Handle & Flange  
Diverter 2 Inlet (Pavo)

Product Code : 17-2009  
Weight : 235gms (± 5%)  
M.R.P. : ₹ 1580/-



●●●● Handle & Flange  
Diverter 2 Inlet (Eclipse)

Product Code : 17-2010  
Weight : 255gms (± 5%)  
M.R.P. : ₹ 1580/-



●●●● Handle & Flange  
Diverter 2 Inlet (Kara)

Product Code : 17-2011  
Weight : 240gms (± 5%)  
M.R.P. : ₹ 1580/-



●●●● Handle & Flange  
Diverter High Flow 2 Inlet (Elixir)

Product Code : 17-2012  
Weight : 307gms (± 5%)  
M.R.P. : ₹ 1703/-



●●●● Handle & Flange  
Diverter High Flow 2 Inlet (Pristine)

Product Code : 17-2013  
Weight : 305gms (± 5%)  
M.R.P. : ₹ 1703/-



●●●● Handle & Flange  
Diverter High Flow 2 Inlet (Demure)

Product Code : 17-2014  
Weight : 292gms (± 5%)  
M.R.P. : ₹ 1703/-



●●●● Handle & Flange  
Diverter High Flow 2 Inlet (Pavo)

Product Code : 17-2015  
Weight : 270gms (± 5%)  
M.R.P. : ₹ 1703/-



●●●● Handle & Flange  
Diverter High Flow 2 Inlet (Eclipse)

Product Code : 17-2016  
Weight : 294gms (± 5%)  
M.R.P. : ₹ 1703/-



●●●● Handle & Flange  
Diverter High Flow 2 Inlet (Kara)

Product Code : 17-2017  
Weight : 277gms (± 5%)  
M.R.P. : ₹ 1703/-

## FAUCET ACCESSORIES



Wall Mixer Legs with Flange (Set)

Product Code : 17-2201  
Weight : 280gms (± 5%)  
M.R.P. : ₹ 983/-



Long Wall Mixer Legs with Flange (Set)

Product Code : 17-2222  
Weight : 412gms (± 5%)  
M.R.P. : ₹ 1118/-



Mixer Connection Pipe 18"

Product Code : 17-2202  
Weight : 90gms (± 5%)  
M.R.P. : ₹ 240 / Pc.  
Packing : 2 Pcs. Per Box



Mixer Connection Pipe 24"

Product Code : 17-2202-24  
Weight : 110gms (± 5%)  
M.R.P. : ₹ 263 / Pc.  
Packing : 2 Pcs. Per Box



Wall Mixer 'L' Bend (Set)

Product Code : 17-2203  
Weight : 280gms (± 5%)  
M.R.P. : ₹ 890/-



Centre Hole Leg Set (4 1/2")

Product Code : 17-2220  
Weight : 164gms (± 5%)  
M.R.P. : ₹ 533/-



Single Lever Basin Mixer Leg Set (7 1/2")

Product Code : 17-2221  
Weight : 205gms (± 5%)  
M.R.P. : ₹ 673/-



Foam Flow Aerator (Male)

Product Code : 17-2205  
Weight : 20gms (± 5%)  
M.R.P. : ₹ 85 / Pc.  
Packing : 5 Pcs. Per Box



Foam Flow Aerator (Female)

Product Code : 17-2206  
Weight : 20gms (± 5%)  
M.R.P. : ₹ 90 / Pc.  
Packing : 5 Pcs. Per Box



Brass Nozzle Male

Product Code : 17-2207  
Weight : 30gms (± 5%)  
M.R.P. : ₹ 105 / Pc.  
Packing : 5 Pcs. Per Box



Brass Nozzle Female

Product Code : 17-2223  
Weight : 32gms (± 5%)  
M.R.P. : ₹ 105 / Pc.  
Packing : 5 Pcs. Per Box



Washing Machine Adapter (Brass)

Product Code : 17-2204  
Weight : 42gms (± 5%)  
M.R.P. : ₹ 145 / Pc.  
Packing : 5 Pcs. Per Box



Crutch for Wall Mixer

Product Code : 17-2208  
Weight : 255gms (± 5%)  
M.R.P. : ₹ 798/-



Single Hole Chand Tara (Set)

Product Code : 17-2209  
Weight : 60gms (± 5%)  
M.R.P. : ₹ 225 / Pc.  
Packing : 2 Pcs. Per Box



Brass Faucet Locknut (1/2")

Product Code : 17-2211  
Weight : 22gms (± 5%)  
M.R.P. : ₹ 80 / Pc.  
Packing : 5 Pcs. Per Box



Waste Coupling Locknut (1/4")

Product Code : 17-2210  
Weight : 28gms (± 5%)  
M.R.P. : ₹ 135 / Pc.  
Packing : 5 Pcs. Per Box



Faucet Aerators Foam Flow

Product Code : 17-2212  
Weight : 16gms (± 5%)  
M.R.P. : ₹ 28 / Pc.  
Packing : 5 Pcs. Per Box



Faucet Aerators Washer

Product Code : 17-2214  
Weight : 10gms (± 5%)  
M.R.P. : ₹ 23 / Pc.  
Packing : 20 Pcs. Per Box



## FAUCET ACCESSORIES



**Male Threads Permixon (24x1)**

Product Code : 17-2213  
Weight : 14gms (± 5%)  
M.R.P. : ₹ 58 / Pc.  
Packing : 5 Pcs. Per Box



**Female Threads Permixon (24x1)**

Product Code : 17-2215  
Weight : 19gms (± 5%)  
M.R.P. : ₹ 58 / Pc.  
Packing : 5 Pcs. Per Box



**Washing Machine Nozzle**

Product Code : 17-2219  
Weight : 38gms (± 5%)  
M.R.P. : ₹ 83 / Pc.  
Packing : 5 Pcs. Per Box



**Swivel Spout Small 12"**

Product Code : 17-2216  
Weight : 300gms (± 5%)  
M.R.P. : ₹ 1020/-



**Swivel Spout Medium 15"**

Product Code : 17-2217  
Weight : 345gms (± 5%)  
M.R.P. : ₹ 1183/-



**Swivel Spout Large 20"**

Product Code : 17-2218  
Weight : 445gms (± 5%)  
M.R.P. : ₹ 1498/-



**Single Handle 2 Way Bib  
Cock/Angle Valve Cartridge**

Product Code : 17-2105  
Weight : 32gms (± 5%)  
M.R.P. : ₹ 250 / Pc.  
Packing : 2 Pcs. Per Box



**Telephonic Mixer Centre  
Handle Cartridge (30mm)**

Product Code : 17-2106  
Weight : 46gms (± 5%)  
M.R.P. : ₹ 330 / Pc.  
Packing : 2 Pcs. Per Box



**Single Lever 35mm Cartridge**

Product Code : 17-2107  
Weight : 52gms (± 5%)  
M.R.P. : ₹ 490 / Pc.  
Packing : 2 Pcs. Per Box



**2 Inlet 40mm Cartridge**

Product Code : 17-2108  
Weight : 65gms (± 5%)  
M.R.P. : ₹ 490 / Pc.  
Packing : 2 Pcs. Per Box



**Hi-Flow 2 Inlet Cartridge (46mm)**

Product Code : 17-2109  
Weight : 140gms (± 5%)  
M.R.P. : ₹ 510 / Pc.  
Packing : 2 Pcs. Per Box



**5 Way Diverter Cartridge**

Product Code : 17-2110  
Weight : 155gms (± 5%)  
M.R.P. : ₹ 395 / Pc.  
Packing : 2 Pcs. Per Box



**Brass Ceramic Disc  
Quarter Turn 1/2"**

Product Code : 17-2103  
Weight : 40gms (± 5%)  
M.R.P. : ₹ 153 / Pc.  
Packing : 4 Pcs. Per Box



**Brass Ceramic Disc  
Quarter Turn 1/2"**

Product Code : 17-2104  
Weight : 60gms (± 5%)  
M.R.P. : ₹ 223 / Pc.  
Packing : 4 Pcs. Per Box



**Concealed Brass Ceramic  
Disc Quarter Turn 1/2"**

Product Code : 17-2101  
Weight : 80gms (± 5%)  
M.R.P. : ₹ 298 / Pc.  
Packing : 4 Pcs. Per Box



**Concealed Brass Ceramic  
Disc Quarter Turn 1/2"**

Product Code : 17-2102  
Weight : 90gms (± 5%)  
M.R.P. : ₹ 323 / Pc.  
Packing : 4 Pcs. Per Box



**BRASS BALL VALVE**

**PREMIUM VALVE FOR  
RELIABLE FLOW CONTROL**



Durable



Stable



Leakage Proof



**Brass Ball Valve 1/2"**

Product Code : 17-2701  
Weight : 194gms (± 5%)  
M.R.P. : ₹ 630 / Pc.  
Packing : 1 Pc. Per Box



**Brass Ball Valve 3/4"**

Product Code : 17-2702  
Weight : 270gms (± 5%)  
M.R.P. : ₹ 868 / Pc.  
Packing : 1 Pc. Per Box



**Brass Ball Valve 1"**

Product Code : 17-2703  
Weight : 385gms (± 5%)  
M.R.P. : ₹ 1289 / Pc.  
Packing : 1 Pc. Per Box

# TOUCHLESS FAUCET



**TOUCHLESS  
SENSOR FAUCET  
(MOUTH SENSOR)**

● **AC/DC  
OPERATED**



**PATENTED INTEGRATED  
CONTROL BOX**



**Battery Operated**  
4AA batteries

Product Code : 19-0101-01  
Weight : 1730gms (±5%)  
M.R.P. : ₹ 11650/-



RO TAP / FAUCET

**STREAMLINE PURITY**  
RO Faucet for Water  
Purifying Systems



**RO Tap / Faucet**

Product Code : 17-2227  
Weight : 232gms (± 5%)  
M.R.P. : ₹ 1013/-

**RO Tap / Faucet (304)**

Product Code : 17-2227-01  
M.R.P. : ₹ 1550/-

- ☑ Rust-resistant
- ☑ Lead-free
- ☑ Leakage-proof
- ☑ Easy Installation



**CERAMIC CARTRIDGE**  
TESTED FOR 5,00,000 OPERATIONS






# Ruhe®



Please Scan QR Code to  
Join Our  Telegram Channel



INDIA'S BIGGEST  
**DIGITAL BRAND**  
IN KITCHEN AND  
BATHROOM FITTINGS

MADE IN INDIA



CATALOGUE  
JANUARY 2024

## ABOUT US

### ABOUT RUHE

Ruhe was established by a young first-generation entrepreneur in 2020 with the sole aim of making a mark in the realm of the Kitchen & Bathroom Fittings Industry. The brand before its inception operated as an OEM but within a short period realized its competence and immense potential and moved ahead with its establishment as an Individual Company, which today takes pride in indigenously manufacturing and selling millions of products across the length and breadth of the Country.

The brand illuminates its core values of extraordinary quality and services through its 100% Made in India products with authentic, standardized and genuine Raw Materials, full warranties on all its products for up to 10 years, and reliant and efficient consumer care and support.

Ruhe has over 2000 Stock Keeping Units (SKUs) and offers a wide array of made-in-India Bathroom and Kitchen Fittings and Fixtures – Kitchen Sinks, Handmade Sinks, Shower Drain Channels, Floor Drains, PTMT Faucets, Showers, Health Faucets, Unbreakable Bathroom Accessories and all Allied Items for installation purposes. With its water-saving faucets and showers, which consume substantially less water than their conventional equivalents, it takes the lead in dealing with water conservation and promotes sustainability by using recyclable raw materials for in-house manufacturing and packaging.

Ruhe has grown considerably in the market as a result of its solid work ethic, creative intellect, and support from its ever-growing consumer base and continues to march ahead with the vision to make its most practical, convenient and elegant products directly accessible to every Indian household.



# RUHE GROUP OF COMPANIES

Backed by an experience of over 3 decades, Ruhe Solutions Pvt. Ltd. is admired for its premium Kitchen & Bathroom Fittings. The Group of Companies is acclaimed for excellence in responsible manufacturing with a perfect amalgamation of fine craftsmanship, technological innovation and long-lasting performance. Its wide range of products caters to the needs of the architectural and interior design markets.

Over  
**2000+**  
Stock Keeping Units



Delivery in  
**1000+**  
cities in INDIA



[ YOUR  
**ONE  
STOP  
SHOP** ]

Only Indian Brand  
to offer all major  
bathroom fitting  
options under  
one roof



# OUR FOUNDER'S JOURNEY



## OUR VISION

Become India's Biggest Kitchen and Bath Fittings Company



## CONTENTS

Floor Drain - Round	08-12
Floor Drain - Square	13-20
Square Premium	21-23
Square Prime	24-26
Cockroach Trap - Round	27-28
Cockroach Trap - Square	29-31
Cockroach Trap - Square Prime	32-44
Shower Drain Channel (Wave)	46-49
Shower Drain Channel (Palo)	50-57
Shower Drain Channel (Vertical)	58-62
Shower Drain Channel (Marble Insert)	63-70
Shower Drain Channel (Tile Insert)	71-78
Shower Drain Channel (Marble/Tile Insert Square)	79-82
P.T.M.T.	83-89
Unbreakable Bath Accessories	90
Flushing Cistern / Toilet Seat Cover	91-94
Allied Items	95-97
Waste Coupling	98
Jet Spray / Soap Dish / Shelf Tray (S.S.)	99
Hand Shower	100-102
Overhead Shower	103-105
Shower Arm	106-107
Health Faucet	108
Connection Pipe / Angle Valve / Flange	109
Bath Accessories	110-117
Foldable Towel Rack	118



# JOURNEY OF A FLOOR DRAIN



## RAW MATERIALS

Only AISI 304 & Premium Grade Stainless Steel is procured, tested and used for manufacturing.



## PROCESSING

Once inside the factory premises the steel is stacked and treated for final cutting



## CUTTING

Cutting of the Steel is Done with Specially Commissioned Presses for the Final Production



## PRESSING

Stainless Steel Sheets Pressed and Cut with State-of-Art Machinery and moulded into various shapes.



## BEADING

A Crucial Process that ensures each product has rounded corners for safety concerns



## LANCER/GRINDING

Process through which blemishes, spots and other imperfections are removed from the surface of the product.



## BUFFING

A process that ensures smoothing of the surface of each product using an abrasive and work wheel



## POLISHING

Final finishing of a product's surface using an abrasive and work wheel



## CHECKING

Products are thoroughly checked for any flaws, imperfections, and any discrepancy in performance



## PACKAGING

Products are manually packaged in recyclable and reusable cloth bags in corrugated boxes along with warranty



## SHIPPING

Ruhe is committed to meeting supply chain deadlines and dispatches deliveries faster, safely



UPTO  
**10**  
YEARS  
WARRANTY



PREMIUM GRADE  
STAINLESS STEEL



CORROSION AND  
RUST RESISTANT



EASY TO CLEAN




PREVENT PESTS



SUPERIOR DRAINAGE



ANTI-CLOGGING  
& ANTI-ODOUR



MADE IN INDIA

## FLOOR DRAIN - ROUND

### Polka



Item Code	Size in mm	Size in Inches	Item Weight	M.R.P. in ₹ / Pc.
16-0610-21	104mm	4"	45 gms.	92/-
16-0610-22	114mm	4½"	55 gms.	103/-
16-0610-23	127mm	5"	65 gms.	130/-
16-0610-24 (with Hole)	104mm	4"	40 gms.	92/-
16-0610-25 (with Hole)	114mm	4½"	50 gms.	103/-
16-0610-26 (with Hole)	127mm	5"	60 gms.	130/-

### Solid Polka



Item Code	Size in mm	Size in Inches	Item Weight	M.R.P. in ₹ / Pc.
16-0610-01	80mm	3"	30 gms.	78/-
16-0610-02	114mm	4½"	65 gms.	135/-
16-0610-03	127mm	5"	85 gms.	158/-
16-0610-04 (with Hole)	114mm	4½"	60 gms.	135/-
16-0610-05 (with Hole)	127mm	5"	80 gms.	158/-

### Prime Round Jali



Item Code	Size in mm	Size in Inches	Item Weight	M.R.P. in ₹ / Pc.
16-0610-27	114mm	4½"	90 gms.	103/-
16-0610-28	127mm	5"	105 gms.	130/-

### Plain Polka



Item Code	Size in mm	Size in Inches	Item Weight	M.R.P. in ₹ / Pc.
16-0610-29	80mm	3"	33 gms.	83/-
16-0610-30	104mm	4"	60 gms.	109/-
16-0610-31 (with Hole)	80mm	3"	30 gms.	83/-
16-0610-32 (with Hole)	104mm	4"	54 gms.	109/-

### Classic Round Jali



Item Code	Size in mm	Size in Inches	Item Weight	M.R.P. in ₹ / Pc.
16-0610-06	80mm	3"	30 gms.	83/-
16-0610-07	104mm	4"	50 gms.	125/-
16-0610-08	127mm	5"	90 gms.	189/-
16-0610-09 (with Hole)	104mm	4"	45 gms.	125/-
16-0610-10 (with Hole)	127mm	5"	85 gms.	189/-

## FLOOR DRAIN - ROUND



### Multi Ring Flat Cut



Item Code	Size in mm	Size in Inches	Item Weight	M.R.P. in ₹ / Pc.
16-0610-11	140mm	5"	130 gms.	246/-
16-0610-12 (with Hole)	140mm	5"	125 gms.	246/-

### Round Neon



Item Code	Size in mm	Size in Inches	Item Weight	M.R.P. in ₹ / Pc.
16-0610-13	127mm	5"	105 gms.	206/-
16-0610-14 (with Hole)	127mm	5"	104 gms.	206/-

### Vertical Round Jali



Item Code	Size in mm	Size in Inches	Item Weight	M.R.P. in ₹ / Pc.
16-0610-15	127mm	5"	105 gms.	212/-

### Flat Classic Round Jali with Frame



Item Code	Size in mm	Size in Inches	Item Weight	M.R.P. in ₹ / Pc.
16-0610-16	127mm	5"	110 gms.	215/-
16-0610-17 (with Hole)	127mm	5"	100 gms.	215/-

### Round Clean Out



Item Code	Size in mm	Size in Inches	Item Weight	M.R.P. in ₹ / Pc.
16-0610-18	127mm	5"	140 gms.	263/-



## FLOOR DRAIN - ROUND

### Plain Round Jali & Lock



Item Code	Size in mm	Size in Inches	Item Weight	M.R.P. in ₹ / Pc.
16-0610-19	127mm	5"	116 gms.	212/-
16-0610-20 (with Hole)	127mm	5"	113 gms.	212/-

### Round Neon with Hinge



Item Code	Size in mm	Size in Inches	Item Weight	M.R.P. in ₹ / Pc.
16-0610-33	127mm	5"	130 gms.	232/-
16-0610-34 (with Hole)	127mm	5"	125 gms.	232/-

### Vertical Round Jali with Hinge



Item Code	Size in mm	Size in Inches	Item Weight	M.R.P. in ₹ / Pc.
16-0610-35	127mm	5"	130 gms.	238/-

### Flat Classic Round Jali with Hinge



Item Code	Size in mm	Size in Inches	Item Weight	M.R.P. in ₹ / Pc.
16-0610-36	127mm	5"	130 gms.	243/-
16-0610-37 (with Hole)	127mm	5"	125 gms.	243/-

### Plain Round Jali with Hinge



Item Code	Size in mm	Size in Inches	Item Weight	M.R.P. in ₹ / Pc.
16-0610-40	127mm	5"	135 gms.	238/-
16-0610-41 (with Hole)	127mm	5"	130 gms.	238/-

## FLOOR DRAIN - ROUND



### Saturn Round



Item Code	Size in mm	Size in Inches	Item Weight	M.R.P. in ₹ / Pc.
16-0610-42	127mm	5"	180 gms.	312/-

### Saturn Round with Classic Jali



Item Code	Size in mm	Size in Inches	Item Weight	M.R.P. in ₹ / Pc.
16-0610-43	127mm	5"	185 gms.	312/-

### Gemini Round



Item Code	Size in mm	Size in Inches	Item Weight	M.R.P. in ₹ / Pc.
16-0610-38	127mm	5"	155 gms.	575/-
16-0610-39 (with Hole)	127mm	5"	150 gms.	575/-

UPTO  
**10**  
YEARS  
WARRANTY

Ruhe

AISI 304 (18/8)

**SQUARE FLAT CUT  
FLOOR DRAINS WITH  
SLEEK EDGES FOR  
EASY INSTALLATION**



MADE IN INDIA



## FLOOR DRAIN - SQUARE



### Check Square Flat Cut



Item Code	Size in mm	Size in Inches	Item Weight	M.R.P. in ₹ / Pc.
16-0509-19	127 x 127mm	5" x 5"	146 gms.	255/-
16-0509-20	150 x 150mm	6" x 6"	197 gms.	303/-
16-0509-21 (with Hole)	127 x 127mm	5" x 5"	140 gms.	255/-
16-0509-22 (with Hole)	150 x 150mm	6" x 6"	190 gms.	303/-

### One Square



Item Code	Size in mm	Size in Inches	Item Weight	M.R.P. in ₹ / Pc.
16-0509-89	104 x 104mm	4" x 4"	85 gms.	120/-
16-0509-29	127 x 127mm	5" x 5"	100 gms.	172/-
16-0509-30	150 x 150mm	6" x 6"	150 gms.	235/-
16-0509-90 (with Hole)	104 x 104mm	4" x 4"	80 gms.	120/-
16-0509-31 (with Hole)	127 x 127mm	5" x 5"	95 gms.	172/-
16-0509-32 (with Hole)	150 x 150mm	6" x 6"	145 gms.	235/-

### One Square Flat Cut



Item Code	Size in mm	Size in Inches	Item Weight	M.R.P. in ₹ / Pc.
16-0509-01	127 x 127mm	5" x 5"	100 gms.	213/-
16-0509-02	150 x 150mm	6" x 6"	145 gms.	265/-
16-0509-03 (with Hole)	127 x 127mm	5" x 5"	95 gms.	213/-
16-0509-04 (with Hole)	150 x 150mm	6" x 6"	135 gms.	265/-

### Plain Neon with Lock



Item Code	Size in mm	Size in Inches	Item Weight	M.R.P. in ₹ / Pc.
16-0509-33	127 x 127mm	5" x 5"	145 gms.	235/-
16-0509-34	150 x 150mm	6" x 6"	185 gms.	278/-
16-0509-35 (with Hole)	127 x 127mm	5" x 5"	142 gms.	235/-
16-0509-36 (with Hole)	150 x 150mm	6" x 6"	183 gms.	278/-

## FLOOR DRAIN - SQUARE

### Plain Neon Flat Cut with Lock



Item Code	Size in mm	Size in Inches	Item Weight	M.R.P. in ₹ / Pc.
16-0509-05	127 x 127mm	5" x 5"	140 gms.	255/-
16-0509-06	150 x 150mm	6" x 6"	165 gms.	309/-
16-0509-07 (with Hole)	127 x 127mm	5" x 5"	135 gms.	255/-
16-0509-08 (with Hole)	150 x 150mm	6" x 6"	160 gms.	309/-

### Classic Neon



Item Code	Size in mm	Size in Inches	Item Weight	M.R.P. in ₹ / Pc.
16-0509-39	127 x 127mm	5" x 5"	150 gms.	240/-
16-0509-40	150 x 150mm	6" x 6"	210 gms.	286/-
16-0509-41 (with Hole)	127 x 127mm	5" x 5"	145 gms.	240/-
16-0509-42 (with Hole)	150 x 150mm	6" x 6"	205 gms.	286/-

### Classic Neon Flat Cut



Item Code	Size in mm	Size in Inches	Item Weight	M.R.P. in ₹ / Pc.
16-0509-15	127 x 127mm	5" x 5"	142 gms.	265/-
16-0509-16	150 x 150mm	6" x 6"	200 gms.	318/-
16-0509-17 (with Hole)	127 x 127mm	5" x 5"	130 gms.	265/-
16-0509-18 (with Hole)	150 x 150mm	6" x 6"	190 gms.	318/-

### Square Clean Out



Item Code	Size in mm	Size in Inches	Item Weight	M.R.P. in ₹ / Pc.
16-0509-37	127 x 127mm	5" x 5"	165 gms.	283/-
16-0509-38	150 x 150mm	6" x 6"	215 gms.	335/-

## FLOOR DRAIN - SQUARE



### Vertical Neon



Item Code	Size in mm	Size in Inches	Item Weight	M.R.P. in ₹ / Pc.
16-0509-47	127 x 127mm	5" x 5"	140 gms.	235/-
16-0509-48	150 x 150mm	6" x 6"	190 gms.	278/-

### Vertical Neon Flat Cut



Item Code	Size in mm	Size in Inches	Item Weight	M.R.P. in ₹ / Pc.
16-0509-27	127 x 127mm	5" x 5"	137 gms.	255/-
16-0509-28	150 x 150mm	6" x 6"	185 gms.	303/-

### Square Neon



Item Code	Size in mm	Size in Inches	Item Weight	M.R.P. in ₹ / Pc.
16-0509-43	127 x 127mm	5" x 5"	140 gms.	235/-
16-0509-44	150 x 150mm	6" x 6"	190 gms.	278/-
16-0509-45 (with Hole)	127 x 127mm	5" x 5"	135 gms.	235/-
16-0509-46 (with Hole)	150 x 150mm	6" x 6"	185 gms.	278/-

### Square Neon Flat Cut



Item Code	Size in mm	Size in Inches	Item Weight	M.R.P. in ₹ / Pc.
16-0509-23	127 x 127mm	5" x 5"	136 gms.	255/-
16-0509-24	150 x 150mm	6" x 6"	184 gms.	303/-
16-0509-25 (with Hole)	127 x 127mm	5" x 5"	130 gms.	255/-
16-0509-26 (with Hole)	150 x 150mm	6" x 6"	180 gms.	303/-



## FLOOR DRAIN - SQUARE

### Classic Neon with Hinge



Item Code	Size in mm	Size in Inches	Item Weight	M.R.P. in ₹ / Pc.
16-0509-65	127 x 127mm	5" x 5"	175 gms.	265/-
16-0509-66	150 x 150mm	6" x 6"	235 gms.	312/-
16-0509-67 (with Hole)	127 x 127mm	5" x 5"	165 gms.	265/-
16-0509-68 (with Hole)	150 x 150mm	6" x 6"	230 gms.	312/-

### Classic Neon Flat Cut with Hinge



Item Code	Size in mm	Size in Inches	Item Weight	M.R.P. in ₹ / Pc.
16-0509-69	127 x 127mm	5" x 5"	165 gms.	286/-
16-0509-70	150 x 150mm	6" x 6"	225 gms.	343/-
16-0509-71 (with Hole)	127 x 127mm	5" x 5"	155 gms.	286/-
16-0509-72 (with Hole)	150 x 150mm	6" x 6"	215 gms.	343/-

### Plain Neon with Hinge



Item Code	Size in mm	Size in Inches	Item Weight	M.R.P. in ₹ / Pc.
16-0509-57	127 x 127mm	5" x 5"	165 gms.	255/-
16-0509-58	150 x 150mm	6" x 6"	210 gms.	303/-
16-0509-59 (with Hole)	127 x 127mm	5" x 5"	155 gms.	255/-
16-0509-60 (with Hole)	150 x 150mm	6" x 6"	205 gms.	303/-

### Plain Neon Flat Cut with Hinge



Item Code	Size in mm	Size in Inches	Item Weight	M.R.P. in ₹ / Pc.
16-0509-61	127 x 127mm	5" x 5"	160 gms.	278/-
16-0509-62	150 x 150mm	6" x 6"	205 gms.	335/-
16-0509-63 (with Hole)	127 x 127mm	5" x 5"	150 gms.	278/-
16-0509-64 (with Hole)	150 x 150mm	6" x 6"	200 gms.	335/-

## FLOOR DRAIN - SQUARE



### Square Neon with Hinge



Item Code	Size in mm	Size in Inches	Item Weight	M.R.P. in ₹ / Pc.
16-0509-53	127 x 127mm	5" x 5"	165 gms.	255/-
16-0509-54	150 x 150mm	6" x 6"	215 gms.	303/-
16-0509-55 (with Hole)	127 x 127mm	5" x 5"	160 gms.	255/-
16-0509-56 (with Hole)	150 x 150mm	6" x 6"	210 gms.	303/-

### Square Neon Flat Cut with Hinge



Item Code	Size in mm	Size in Inches	Item Weight	M.R.P. in ₹ / Pc.
16-0509-91	127 x 127mm	5" x 5"	160 gms.	280/-
16-0509-92	150 x 150mm	6" x 6"	210 gms.	332/-
16-0509-93 (with Hole)	127 x 127mm	5" x 5"	155 gms.	280/-
16-0509-94 (with Hole)	150 x 150mm	6" x 6"	205 gms.	332/-

### Vertical Neon with Hinge



Item Code	Size in mm	Size in Inches	Item Weight	M.R.P. in ₹ / Pc.
16-0509-49	127 x 127mm	5" x 5"	165 gms.	252/-
16-0509-50	150 x 150mm	6" x 6"	215 gms.	303/-

### Vertical Neon Flat Cut with Hinge



Item Code	Size in mm	Size in Inches	Item Weight	M.R.P. in ₹ / Pc.
16-0509-51	127 x 127mm	5" x 5"	160 gms.	272/-
16-0509-52	150 x 150mm	6" x 6"	210 gms.	332/-

## FLOOR DRAIN - SQUARE

### Saturn Square



Item Code	Size in mm	Size in Inches	Item Weight	M.R.P. in ₹ / Pc.
16-0509-73	127 x 127mm	5" x 5"	196 gms.	332/-
16-0509-74	150 x 150mm	6" x 6"	241 gms.	383/-

### Saturn Square Flat Cut



Item Code	Size in mm	Size in Inches	Item Weight	M.R.P. in ₹ / Pc.
16-0509-75	127 x 127mm	5" x 5"	205 gms.	352/-
16-0509-76	150 x 150mm	6" x 6"	256 gms.	412/-

### Saturn Square with Classic Jali



Item Code	Size in mm	Size in Inches	Item Weight	M.R.P. in ₹ / Pc.
16-0509-77	127 x 127mm	5" x 5"	194 gms.	332/-
16-0509-78	150 x 150mm	6" x 6"	236 gms.	383/-

### Saturn Square Flat Cut with Classic Jali



Item Code	Size in mm	Size in Inches	Item Weight	M.R.P. in ₹ / Pc.
16-0509-79	127 x 127mm	5" x 5"	205 gms.	352/-
16-0509-80	150 x 150mm	6" x 6"	253 gms.	412/-



## FLOOR DRAIN - SQUARE



### Long Grating



Item Code	Size in mm	Size in Inches	Item Weight	M.R.P. in ₹ / Pc.
16-0509-09	80 x 80mm	3" x 3"	55 gms.	100/-
16-0509-10	106 x 106mm	4" x 4"	98 gms.	158/-
16-0509-11	130 x 130mm	5" x 5"	125 gms.	205/-
16-0509-12	150 x 150mm	6" x 6"	180 gms.	275/-
16-0509-13	200 x 200mm	8" x 8"	315 gms.	463/-
16-0509-14	250 x 250mm	10" x 10"	535 gms.	755/-

### Palo Grating



Item Code	Size in mm	Size in Inches	Item Weight	M.R.P. in ₹ / Pc.
16-0509-81	127 x 127mm	5" x 5"	135 gms.	206/-
16-0509-82	150 x 150mm	6" x 6"	195 gms.	295/-

### Gemini Square



Item Code	Size in mm	Size in Inches	Item Weight	M.R.P. in ₹ / Pc.
16-0509-83	127 x 127mm	5" x 5"	244 gms.	558/-
16-0509-84	140 x 140mm	5½" x 5½"	254 gms.	615/-
16-0509-85	150 x 150mm	6" x 6"	303 gms.	669/-
16-0509-86 (with Hole)	127 x 127mm	5" x 5"	233 gms.	558/-
16-0509-87 (with Hole)	140 x 140mm	5½" x 5½"	244 gms.	615/-
16-0509-88 (with Hole)	150 x 150mm	6" x 6"	297 gms.	669/-

## FLOOR DRAIN - SQUARE PREMIUM

### Mercury with Collar (w/o Trap)



Item Code	Size in mm	Size in Inches	Item Weight	M.R.P. in ₹
16-0513-21	127 x 127mm	5" x 5"	235 gms.	403/-
16-0513-22	150 x 150mm	6" x 6"	335 gms.	528/-
16-0513-23 (with Hole)	150 x 150mm	6" x 6"	325 gms.	528/-

### Mercury Flat Cut (w/o Trap)



Item Code	Size in mm	Size in Inches	Item Weight	M.R.P. in ₹
16-0513-01	127 x 127mm	5" x 5"	235 gms.	403/-
16-0513-02	150 x 150mm	6" x 6"	335 gms.	528/-
16-0513-03 (with Hole)	150 x 150mm	6" x 6"	325 gms.	528/-

### Venus with Collar (w/o Trap)



Item Code	Size in mm	Size in Inches	Item Weight	M.R.P. in ₹
16-0513-24	127 x 127mm	5" x 5"	385 gms.	403/-
16-0513-25	150 x 150mm	6" x 6"	490 gms.	528/-
16-0513-26 (with Hole)	150 x 150mm	6" x 6"	480 gms.	528/-

### Venus Flat Cut (w/o Trap)



Item Code	Size in mm	Size in Inches	Item Weight	M.R.P. in ₹
16-0513-04	127 x 127mm	5" x 5"	220 gms.	403/-
16-0513-05	150 x 150mm	6" x 6"	325 gms.	528/-
16-0513-06 (with Hole)	150 x 150mm	6" x 6"	315 gms.	528/-

## FLOOR DRAIN - SQUARE PREMIUM



### Jupiter with Collar (w/o Trap)



Item Code	Size in mm	Size in Inches	Item Weight	M.R.P. in ₹
16-0513-27	127 x 127mm	5" x 5"	400 gms.	403/-
16-0513-28	150 x 150mm	6" x 6"	485 gms.	528/-
16-0513-29 (with Hole)	127 x 127mm	5" x 5"	385 gms.	403/-
16-0513-30 (with Hole)	150 x 150mm	6" x 6"	475 gms.	528/-

### Jupiter Flat Cut (w/o Trap)



Item Code	Size in mm	Size in Inches	Item Weight	M.R.P. in ₹
16-0513-07	127 x 127mm	5" x 5"	230 gms.	403/-
16-0513-08	150 x 150mm	6" x 6"	320 gms.	528/-
16-0513-09 (with Hole)	127 x 127mm	5" x 5"	220 gms.	403/-
16-0513-10 (with Hole)	150 x 150mm	6" x 6"	310 gms.	528/-

### Neptune with Collar (w/o Trap)



Item Code	Size in mm	Size in Inches	Item Weight	M.R.P. in ₹
16-0513-31	127 x 127mm	5" x 5"	390 gms.	403/-
16-0513-32	150 x 150mm	6" x 6"	490 gms.	528/-

### Neptune Flat Cut (w/o Trap)



Item Code	Size in mm	Size in Inches	Item Weight	M.R.P. in ₹
16-0513-11	127 x 127mm	5" x 5"	235 gms.	403/-
16-0513-12	150 x 150mm	6" x 6"	325 gms.	528/-



## FLOOR DRAIN - SQUARE PREMIUM

### Pluto with Collar (w/o Trap)



Item Code	Size in mm	Size in Inches	Item Weight	M.R.P. in ₹
16-0513-37	127 x 127mm	5" x 5"	385 gms.	403/-
16-0513-38	150 x 150mm	6" x 6"	490 gms.	528/-
16-0513-39 (with Hole)	127 x 127mm	5" x 5"	385 gms.	403/-
16-0513-40 (with Hole)	150 x 150mm	6" x 6"	490 gms.	528/-

### Pluto Flat Cut (w/o Trap)



Item Code	Size in mm	Size in Inches	Item Weight	M.R.P. in ₹
16-0513-17	127 x 127mm	5" x 5"	220 gms.	403/-
16-0513-18	150 x 150mm	6" x 6"	325 gms.	528/-
16-0513-19 (with Hole)	127 x 127mm	5" x 5"	215 gms.	403/-
16-0513-20 (with Hole)	150 x 150mm	6" x 6"	315 gms.	528/-

### Earth with Collar (w/o Trap)



Item Code	Size in mm	Size in Inches	Item Weight	M.R.P. in ₹
16-0513-33	127 x 127mm	5" x 5"	375 gms.	403/-
16-0513-34	150 x 150mm	6" x 6"	475 gms.	528/-
16-0513-36 (with Hole)	150 x 150mm	6" x 6"	465 gms.	528/-

### Earth Flat Cut (w/o Trap)



Item Code	Size in mm	Size in Inches	Item Weight	M.R.P. in ₹
16-0513-13	127 x 127mm	5" x 5"	220 gms.	403/-
16-0513-14	150 x 150mm	6" x 6"	325 gms.	528/-
16-0513-16 (with Hole)	150 x 150mm	6" x 6"	315 gms.	528/-

## FLOOR DRAIN - SQUARE PRIME (AISI 304-18/8)



### Diamond With Collar w/o Trap



Item Code	Size in mm	Size in Inches	Item Weight	M.R.P. in ₹
16-0506-01	127 x 127mm	5" x 5"	235 gms.	534/-
16-0506-02	150 x 150mm	6" x 6"	335 gms.	680/-
16-0506-04 (with Hole)	150 x 150mm	6" x 6"	325 gms.	680/-

### Diamond Flat Cut w/o Trap



Item Code	Size in mm	Size in Inches	Item Weight	M.R.P. in ₹
16-0511-01	127 x 127mm	5" x 5"	235 gms.	534/-
16-0511-02	150 x 150mm	6" x 6"	335 gms.	680/-
16-0511-03 (with Hole)	150 x 150mm	6" x 6"	325 gms.	680/-

### Emerald With Collar w/o Trap



Item Code	Size in mm	Size in Inches	Item Weight	M.R.P. in ₹
16-0506-05	127 x 127mm	5" x 5"	385 gms.	534/-
16-0506-06	150 x 150mm	6" x 6"	490 gms.	680/-
16-0506-08 (with Hole)	150 x 150mm	6" x 6"	480 gms.	680/-

### Emerald Flat Cut w/o Trap



Item Code	Size in mm	Size in Inches	Item Weight	M.R.P. in ₹
16-0511-04	127 x 127mm	5" x 5"	220 gms.	534/-
16-0511-05	150 x 150mm	6" x 6"	325 gms.	680/-
16-0511-06 (with Hole)	150 x 150mm	6" x 6"	315 gms.	680/-

## FLOOR DRAIN - SQUARE PRIME (AISI 304-18/8)



### Sapphire with Collar w/o Trap



Item Code	Size in mm	Size in Inches	Item Weight	M.R.P. in ₹
16-0506-09	127 x 127mm	5" x 5"	400 gms.	534/-
16-0506-10	150 x 150mm	6" x 6"	485 gms.	680/-
16-0506-11 (with Hole)	127 x 127mm	5" x 5"	385 gms.	534/-
16-0506-12 (with Hole)	150 x 150mm	6" x 6"	475 gms.	680/-

### Sapphire Flat Cut w/o Trap



Item Code	Size in mm	Size in Inches	Item Weight	M.R.P. in ₹
16-0511-07	127 x 127mm	5" x 5"	230 gms.	534/-
16-0511-08	150 x 150mm	6" x 6"	320 gms.	680/-
16-0511-09 (with Hole)	127 x 127mm	5" x 5"	220 gms.	534/-
16-0511-10 (with Hole)	150 x 150mm	6" x 6"	310 gms.	680/-

### Pearl With Collar w/o Trap



Item Code	Size in mm	Size in Inches	Item Weight	M.R.P. in ₹
16-0506-13	127 x 127mm	5" x 5"	390 gms.	534/-
16-0506-14	150 x 150mm	6" x 6"	490 gms.	680/-

### Pearl Flat Cut w/o Trap



Item Code	Size in mm	Size in Inches	Item Weight	M.R.P. in ₹
16-0511-11	127 x 127mm	5" x 5"	235 gms.	534/-
16-0511-12	150 x 150mm	6" x 6"	325 gms.	680/-



## FLOOR DRAIN - SQUARE PRIME (AISI 304-18/8)



### Ruby with Collar w/o Trap



Item Code	Size in mm	Size in Inches	Item Weight	M.R.P. in ₹
16-0506-15	127 x 127mm	5" x 5"	385 gms.	534/-
16-0506-16	150 x 150mm	6" x 6"	490 gms.	680/-
16-0506-17 (with Hole)	127 x 127mm	5" x 5"	385 gms.	534/-
16-0506-18 (with Hole)	150 x 150mm	6" x 6"	490 gms.	680/-

### Ruby Flat Cut w/o Trap



Item Code	Size in mm	Size in Inches	Item Weight	M.R.P. in ₹
16-0511-13	127 x 127mm	5" x 5"	220 gms.	534/-
16-0511-14	150 x 150mm	6" x 6"	325 gms.	680/-
16-0511-15 (with Hole)	127 x 127mm	5" x 5"	215 gms.	534/-
16-0511-16 (with Hole)	150 x 150mm	6" x 6"	315 gms.	680/-

### Opal with Collar w/o Trap



Item Code	Size in mm	Size in Inches	Item Weight	M.R.P. in ₹
16-0506-19	127 x 127mm	5" x 5"	375 gms.	534/-
16-0506-20	150 x 150mm	6" x 6"	475 gms.	680/-
16-0506-22 (with Hole)	150 x 150mm	6" x 6"	465 gms.	680/-

### Opal Flat Cut w/o Trap



Item Code	Size in mm	Size in Inches	Item Weight	M.R.P. in ₹
16-0511-17	127 x 127mm	5" x 5"	220 gms.	534/-
16-0511-18	150 x 150mm	6" x 6"	325 gms.	680/-
16-0511-19 (with Hole)	150 x 150mm	6" x 6"	315 gms.	680/-

## COCKROACH TRAP - ROUND (AISI 304-18/8)

### Round with Collar & Lock (AISI 304)



Item Code	Size in mm	Size in Inches	Item Weight	M.R.P. in ₹
16-0408-07	127mm	5"	260 gms.	705/-
16-0408-08 (with Hole)	127mm	5"	255 gms.	705/-

(with S.S. Cockroach Trap)

### Round Flat Cut with Lock (AISI 304)



Item Code	Size in mm	Size in Inches	Item Weight	M.R.P. in ₹
16-0408-01	140mm	5"	260 gms.	745/-
16-0408-02 (with Hole)	140mm	5"	255 gms.	745/-

(with S.S. Cockroach Trap)

### Round with Collar & Hinge (AISI 304)



Item Code	Size in mm	Size in Inches	Item Weight	M.R.P. in ₹
16-0408-11	127mm	5"	265 gms.	705/-
16-0408-12 (with Hole)	127mm	5"	260 gms.	705/-

(with S.S. Cockroach Trap)

### Round Flat Cut with Hinge (AISI 304)



Item Code	Size in mm	Size in Inches	Item Weight	M.R.P. in ₹
16-0408-13	140mm	5"	260 gms.	745/-
16-0408-14 (with Hole)	140mm	5"	255 gms.	745/-

(with S.S. Cockroach Trap)

### Classic Round with Collar (AISI 304)



Item Code	Size in mm	Size in Inches	Item Weight	M.R.P. in ₹
16-0408-09	127mm	5"	250 gms.	705/-
16-0408-10 (with Hole)	127mm	5"	255 gms.	705/-

(with S.S. Cockroach Trap)

## COCKROACH TRAP - ROUND (AISI 304-18/8)



### Classic Round Flat Cut (AISI 304)



Item Code	Size in mm	Size in Inches	Item Weight	M.R.P. in ₹
16-0408-05	140mm	5"	260 gms.	745/-
16-0406-06 (with Hole)	140mm	5"	255 gms.	745/-

(with S.S. Cockroach Trap)

### Round Full Moon (AISI 304)



Item Code	Size in mm	Size in Inches	Item Weight	M.R.P. in ₹
16-0408-03	140mm	5"	340 gms.	893/-
16-0408-04 (with Hole)	140mm	5"	335 gms.	893/-

(with S.S. Cockroach Trap)

### Classic Round with Collar & Hinge (AISI 304)



Item Code	Size in mm	Size in Inches	Item Weight	M.R.P. in ₹
16-0408-15	127mm	5"	260 gms.	705/-
16-0408-16 (with Hole)	127mm	5"	255 gms.	705/-

(with S.S. Cockroach Trap)

### Classic Round Flat Cut with Hinge (AISI 304)



Item Code	Size in mm	Size in Inches	Item Weight	M.R.P. in ₹
16-0408-17	140mm	5"	250 gms.	745/-
16-0408-18 (with Hole)	140mm	5"	255 gms.	745/-

(with S.S. Cockroach Trap)



## COCKROACH TRAP - SQUARE (AISI 304-18/8)



### Fire Flat Cut (AISI 304)



Item Code	Size in mm	Size in Inches	Item Weight	M.R.P. in ₹
16-0307-01	127 x 127mm	5" x 5"	285 gms.	718/-
16-0307-02	150 x 150mm	6" x 6"	325 gms.	775/-
16-0307-03 (with Hole)	127 x 127mm	5" x 5"	284 gms.	718/-
16-0307-04 (with Hole)	150 x 150mm	6" x 6"	326 gms.	775/-

(with S.S. Cockroach Trap)

### Air with Collar & Lock (AISI 304)



Item Code	Size in mm	Size in Inches	Item Weight	M.R.P. in ₹
16-0307-17	127 x 127mm	5" x 5"	295 gms.	745/-
16-0307-18	150 x 150mm	6" x 6"	355 gms.	820/-
16-0307-19 (with Hole)	127 x 127mm	5" x 5"	290 gms.	745/-
16-0307-20 (with Hole)	150 x 150mm	6" x 6"	350 gms.	820/-

(with S.S. Cockroach Trap)

### Air Flat Cut with Lock (AISI 304)



Item Code	Size in mm	Size in Inches	Item Weight	M.R.P. in ₹
16-0307-05	127 x 127mm	5" x 5"	310 gms.	768/-
16-0307-06	150 x 150mm	6" x 6"	340 gms.	845/-
16-0307-07 (with Hole)	127 x 127mm	5" x 5"	305 gms.	768/-
16-0307-08 (with Hole)	150 x 150mm	6" x 6"	335 gms.	845/-

(with S.S. Cockroach Trap)

### Classic Square with Collar (AISI 304)



Item Code	Size in mm	Size in Inches	Item Weight	M.R.P. in ₹
16-0307-21	127 x 127mm	5" x 5"	280 gms.	745/-
16-0307-22	150 x 150mm	6" x 6"	340 gms.	820/-
16-0307-23 (with Hole)	127 x 127mm	5" x 5"	275 gms.	745/-
16-0307-24 (with Hole)	150 x 150mm	6" x 6"	335 gms.	820/-

(with S.S. Cockroach Trap)

## COCKROACH TRAP - SQUARE (AISI 304-18/8)



### Classic Square Flat Cut (AISI 304)



Item Code	Size in mm	Size in Inches	Item Weight	M.R.P. in ₹
16-0307-13	127 x 127mm	5" x 5"	260 gms.	768/-
16-0307-14	150 x 150mm	6" x 6"	330 gms.	845/-
16-0307-15 (with Hole)	127 x 127mm	5" x 5"	255 gms.	768/-
16-0307-16 (with Hole)	150 x 150mm	6" x 6"	325 gms.	845/-

(with S.S. Cockroach Trap)

### Full Moon Square (AISI 304)



Item Code	Size in mm	Size in Inches	Item Weight	M.R.P. in ₹
16-0307-09	127 x 127mm	5" x 5"	350 gms.	890/-
16-0307-10	150 x 150mm	6" x 6"	415 gms.	995/-
16-0307-11 (with Hole)	127 x 127mm	5" x 5"	385 gms.	890/-
16-0307-12 (with Hole)	150 x 150mm	6" x 6"	390 gms.	995/-

(with S.S. Cockroach Trap)

### Air with Collar & Hinge (AISI 304)



Item Code	Size in mm	Size in Inches	Item Weight	M.R.P. in ₹
16-0307-29	127 x 127mm	5" x 5"	300 gms.	768/-
16-0307-30	150 x 150mm	6" x 6"	360 gms.	845/-
16-0307-31 (with Hole)	127 x 127mm	5" x 5"	295 gms.	768/-
16-0307-32 (with Hole)	150 x 150mm	6" x 6"	355 gms.	845/-

(with S.S. Cockroach Trap)

### Air Flat Cut with Hinge (AISI 304)



Item Code	Size in mm	Size in Inches	Item Weight	M.R.P. in ₹
16-0307-25	127 x 127mm	5" x 5"	315 gms.	793/-
16-0307-26	150 x 150mm	6" x 6"	345 gms.	870/-
16-0307-27 (with Hole)	127 x 127mm	5" x 5"	310 gms.	793/-
16-0307-28 (with Hole)	150 x 150mm	6" x 6"	340 gms.	870/-

(with S.S. Cockroach Trap)

## COCKROACH TRAP - SQUARE (AISI 304-18/8)

Classic Square with Collar & Hinge (AISI 304)



Item Code	Size in mm	Size in Inches	Item Weight	M.R.P. in ₹
16-0307-37	127 x 127mm	5" x 5"	285 gms.	768/-
16-0307-38	150 x 150mm	6" x 6"	345 gms.	845/-
16-0307-39 (with Hole)	127 x 127mm	5" x 5"	280 gms.	768/-
16-0307-40 (with Hole)	150 x 150mm	6" x 6"	340 gms.	845/-

(with S.S. Cockroach Trap)

Classic Square Flat Cut with Hinge (AISI 304)



Item Code	Size in mm	Size in Inches	Item Weight	M.R.P. in ₹
16-0307-33	127 x 127mm	5" x 5"	265 gms.	793/-
16-0307-34	150 x 150mm	6" x 6"	335 gms.	870/-
16-0307-35 (with Hole)	127 x 127mm	5" x 5"	260 gms.	793/-
16-0307-36 (with Hole)	150 x 150mm	6" x 6"	330 gms.	870/-

(with S.S. Cockroach Trap)



◀ GRATING

◀ INNER FILTER

◀ OUTER FILTER

◀ FRAME



Ruhe®



UPTO  
**10** YEARS  
WARRANTY

AISI 304-Grade  
Stainless Steel  
**FLOOR DRAINS** with  
Cockroach Traps

## COCKROACH TRAP - SQUARE PRIME (AISI 304-18/8)



### Diamond with Collar (AISI 304)



Item Code	Size in mm	Size in Inches	Item Weight	M.R.P. in ₹
16-0306-23	127 x 127mm	5" x 5"	400 gms.	863/-
16-0306-24	150 x 150mm	6" x 6"	505 gms.	1018/-
16-0306-26 (with Hole)	150 x 150mm	6" x 6"	490 gms.	1018/-

(with S.S. Cockroach Trap)

### Diamond Flat Cut (AISI 304)



Item Code	Size in mm	Size in Inches	Item Weight	M.R.P. in ₹
16-0306-01	127 x 127mm	5" x 5"	385 gms.	863/-
16-0306-02	150 x 150mm	6" x 6"	485 gms.	1018/-
16-0306-03 (with Hole)	150 x 150mm	6" x 6"	485 gms.	1018/-

(with S.S. Cockroach Trap)

### Emerald with Collar (AISI 304)



Item Code	Size in mm	Size in Inches	Item Weight	M.R.P. in ₹
16-0306-27	127 x 127mm	5" x 5"	385 gms.	863/-
16-0306-28	150 x 150mm	6" x 6"	490 gms.	1018/-
16-0306-30 (with Hole)	150 x 150mm	6" x 6"	480 gms.	1018/-

(with S.S. Cockroach Trap)

### Emerald Flat Cut (AISI 304)



Item Code	Size in mm	Size in Inches	Item Weight	M.R.P. in ₹
16-0306-04	127 x 127mm	5" x 5"	370 gms.	863/-
16-0306-05	150 x 150mm	6" x 6"	475 gms.	1018/-
16-0306-06 (with Hole)	150 x 150mm	6" x 6"	465 gms.	1018/-

(with S.S. Cockroach Trap)

## COCKROACH TRAP - SQUARE PRIME (AISI 304-18/8)



### Sapphire with Collar (AISI 304)



Item Code	Size in mm	Size in Inches	Item Weight	M.R.P. in ₹
16-0306-31	127 x 127mm	5" x 5"	400 gms.	863/-
16-0306-32	150 x 150mm	6" x 6"	485 gms.	1018/-
16-0306-33 (with Hole)	127 x 127mm	5" x 5"	385 gms.	863/-
16-0306-34 (with Hole)	150 x 150mm	6" x 6"	475 gms.	1018/-

(with S.S. Cockroach Trap)

### Sapphire Flat Cut (AISI 304)



Item Code	Size in mm	Size in Inches	Item Weight	M.R.P. in ₹
16-0306-07	127 x 127mm	5" x 5"	380 gms.	863/-
16-0306-08	150 x 150mm	6" x 6"	470 gms.	1018/-
16-0306-09 (with Hole)	127 x 127mm	5" x 5"	370 gms.	863/-
16-0306-10 (with Hole)	150 x 150mm	6" x 6"	460 gms.	1018/-

(with S.S. Cockroach Trap)

### Pearl with Collar (AISI 304)



Item Code	Size in mm	Size in Inches	Item Weight	M.R.P. in ₹
16-0306-35	127 x 127mm	5" x 5"	390 gms.	863/-
16-0306-36	150 x 150mm	6" x 6"	490 gms.	1018/-

(with S.S. Cockroach Trap)

### Pearl Flat Cut (AISI 304)



Item Code	Size in mm	Size in Inches	Item Weight	M.R.P. in ₹
16-0306-11	127 x 127mm	5" x 5"	385 gms.	863/-
16-0306-12	150 x 150mm	6" x 6"	475 gms.	1018/-

(with S.S. Cockroach Trap)



## COCKROACH TRAP - SQUARE PRIME (AISI 304-18/8)



### Ruby with Collar (AISI 304)



Item Code	Size in mm	Size in Inches	Item Weight	M.R.P. in ₹
16-0306-37	127 x 127mm	5" x 5"	385 gms.	863/-
16-0306-38	150 x 150mm	6" x 6"	490 gms.	1018/-
16-0306-39 (with Hole)	127 x 127mm	5" x 5"	385 gms.	863/-
16-0306-40 (with Hole)	150 x 150mm	6" x 6"	490 gms.	1018/-

(with S.S. Cockroach Trap)

### Ruby Flat Cut (AISI 304)



Item Code	Size in mm	Size in Inches	Item Weight	M.R.P. in ₹
16-0306-13	127 x 127mm	5" x 5"	370 gms.	863/-
16-0306-14	150 x 150mm	6" x 6"	475 gms.	1018/-
16-0306-15 (with Hole)	127 x 127mm	5" x 5"	365 gms.	863/-
16-0306-16 (with Hole)	150 x 150mm	6" x 6"	465 gms.	1018/-

(with S.S. Cockroach Trap)

### Opal with Collar (AISI 304)



Item Code	Size in mm	Size in Inches	Item Weight	M.R.P. in ₹
16-0306-41	127 x 127mm	5" x 5"	375 gms.	863/-
16-0306-42	150 x 150mm	6" x 6"	475 gms.	1018/-
16-0306-44 (with Hole)	150 x 150mm	6" x 6"	465 gms.	1018/-

(with S.S. Cockroach Trap)

### Opal Flat Cut (AISI 304)



Item Code	Size in mm	Size in Inches	Item Weight	M.R.P. in ₹
16-0306-17	127 x 127mm	5" x 5"	385 gms.	863/-
16-0306-18	150 x 150mm	6" x 6"	475 gms.	1018/-
16-0306-19 (with Hole)	150 x 150mm	6" x 6"	465 gms.	1018/-

(with S.S. Cockroach Trap)

## COCKROACH TRAP - SQUARE PRIME YELLOW GOLD



### Diamond with Collar (AISI 304)



Item Code	Size in mm	Size in Inches	Item Weight	M.R.P. in ₹
16-0322-23	127 x 127mm	5" x 5"	400 gms.	1914/-
16-0322-24	150 x 150mm	6" x 6"	505 gms.	2272/-
16-0322-26 (with Hole)	150 x 150mm	6" x 6"	490 gms.	2272/-

(with S.S. Cockroach Trap)

### Diamond Flat Cut (AISI 304)



Item Code	Size in mm	Size in Inches	Item Weight	M.R.P. in ₹
16-0322-01	127 x 127mm	5" x 5"	385 gms.	1914/-
16-0322-02	150 x 150mm	6" x 6"	485 gms.	2272/-
16-0322-03 (with Hole)	150 x 150mm	6" x 6"	485 gms.	2272/-

(with S.S. Cockroach Trap)

### Emerald with Collar (AISI 304)



Item Code	Size in mm	Size in Inches	Item Weight	M.R.P. in ₹
16-0322-27	127 x 127mm	5" x 5"	385 gms.	1914/-
16-0322-28	150 x 150mm	6" x 6"	490 gms.	2272/-
16-0322-30 (with Hole)	150 x 150mm	6" x 6"	480 gms.	2272/-

(with S.S. Cockroach Trap)

### Emerald Flat Cut (AISI 304)



Item Code	Size in mm	Size in Inches	Item Weight	M.R.P. in ₹
16-0322-04	127 x 127mm	5" x 5"	370 gms.	1914/-
16-0322-05	150 x 150mm	6" x 6"	475 gms.	2272/-
16-0322-06 (with Hole)	150 x 150mm	6" x 6"	465 gms.	2272/-

(with S.S. Cockroach Trap)

## COCKROACH TRAP - SQUARE PRIME YELLOW GOLD



### Sapphire with Collar (AISI 304)



Item Code	Size in mm	Size in Inches	Item Weight	M.R.P. in ₹
16-0322-31	127 x 127mm	5" x 5"	400 gms.	1914/-
16-0322-32	150 x 150mm	6" x 6"	485 gms.	2272/-
16-0322-34 (with Hole)	150 x 150mm	6" x 6"	475 gms.	2272/-

(with S.S. Cockroach Trap)

### Sapphire Flat Cut (AISI 304)



Item Code	Size in mm	Size in Inches	Item Weight	M.R.P. in ₹
16-0322-07	127 x 127mm	5" x 5"	380 gms.	1914/-
16-0322-08	150 x 150mm	6" x 6"	470 gms.	2272/-
16-0322-10 (with Hole)	150 x 150mm	6" x 6"	460 gms.	2272/-

(with S.S. Cockroach Trap)

### Pearl with Collar (AISI 304)



Item Code	Size in mm	Size in Inches	Item Weight	M.R.P. in ₹
16-0322-35	127 x 127mm	5" x 5"	390 gms.	1914/-
16-0322-36	150 x 150mm	6" x 6"	490 gms.	2272/-

(with S.S. Cockroach Trap)

### Pearl Flat Cut (AISI 304)



Item Code	Size in mm	Size in Inches	Item Weight	M.R.P. in ₹
16-0322-11	127 x 127mm	5" x 5"	385 gms.	1914/-
16-0322-12	150 x 150mm	6" x 6"	475 gms.	2272/-

(with S.S. Cockroach Trap)



## COCKROACH TRAP - SQUARE PRIME YELLOW GOLD



### Ruby with Collar (AISI 304)



Item Code	Size in mm	Size in Inches	Item Weight	M.R.P. in ₹
16-0322-37	127 x 127mm	5" x 5"	385 gms.	1914/-
16-0322-38	150 x 150mm	6" x 6"	490 gms.	2272/-
16-0322-39 (with Hole)	127 x 127mm	5" x 5"	385 gms.	1914/-
16-0322-40 (with Hole)	150 x 150mm	6" x 6"	490 gms.	2272/-

(with S.S. Cockroach Trap)

### Ruby Flat Cut (AISI 304)



Item Code	Size in mm	Size in Inches	Item Weight	M.R.P. in ₹
16-0322-13	127 x 127mm	5" x 5"	370 gms.	1914/-
16-0322-14	150 x 150mm	6" x 6"	475 gms.	2272/-
16-0322-15 (with Hole)	127 x 127mm	5" x 5"	365 gms.	1914/-
16-0322-16 (with Hole)	150 x 150mm	6" x 6"	465 gms.	2272/-

(with S.S. Cockroach Trap)

### Opal with Collar (AISI 304)



Item Code	Size in mm	Size in Inches	Item Weight	M.R.P. in ₹
16-0322-41	127 x 127mm	5" x 5"	375 gms.	1914/-
16-0322-42	150 x 150mm	6" x 6"	475 gms.	2272/-
16-0322-44 (with Hole)	150 x 150mm	6" x 6"	465 gms.	2272/-

(with S.S. Cockroach Trap)

### Opal Flat Cut (AISI 304)



Item Code	Size in mm	Size in Inches	Item Weight	M.R.P. in ₹
16-0322-17	127 x 127mm	5" x 5"	385 gms.	1914/-
16-0322-18	150 x 150mm	6" x 6"	475 gms.	2272/-
16-0322-19 (with Hole)	150 x 150mm	6" x 6"	465 gms.	2272/-

(with S.S. Cockroach Trap)

## COCKROACH TRAP - SQUARE PRIME ANTIQUE COPPER



### Diamond with Collar (AISI 304)



Item Code	Size in mm	Size in Inches	Item Weight	M.R.P. in ₹
16-0330-23	127 x 127mm	5" x 5"	400 gms.	1914/-
16-0330-24	150 x 150mm	6" x 6"	505 gms.	2272/-
16-0330-26 (with Hole)	150 x 150mm	6" x 6"	490 gms.	2272/-

(with S.S. Cockroach Trap)

### Diamond Flat Cut (AISI 304)



Item Code	Size in mm	Size in Inches	Item Weight	M.R.P. in ₹
16-0330-01	127 x 127mm	5" x 5"	385 gms.	1914/-
16-0330-02	150 x 150mm	6" x 6"	485 gms.	2272/-
16-0330-03 (with Hole)	150 x 150mm	6" x 6"	485 gms.	2272/-

(with S.S. Cockroach Trap)

### Emerald with Collar (AISI 304)



Item Code	Size in mm	Size in Inches	Item Weight	M.R.P. in ₹
16-0330-27	127 x 127mm	5" x 5"	385 gms.	1914/-
16-0330-28	150 x 150mm	6" x 6"	490 gms.	2272/-
16-0330-30 (with Hole)	150 x 150mm	6" x 6"	480 gms.	2272/-

(with S.S. Cockroach Trap)

### Emerald Flat Cut (AISI 304)



Item Code	Size in mm	Size in Inches	Item Weight	M.R.P. in ₹
16-0330-04	127 x 127mm	5" x 5"	370 gms.	1914/-
16-0330-05	150 x 150mm	6" x 6"	475 gms.	2272/-
16-0330-06 (with Hole)	150 x 150mm	6" x 6"	465 gms.	2272/-

(with S.S. Cockroach Trap)

## COCKROACH TRAP - SQUARE PRIME ANTIQUE COPPER



### Sapphire with Collar (AISI 304)



Item Code	Size in mm	Size in Inches	Item Weight	M.R.P. in ₹
16-0330-31	127 x 127mm	5" x 5"	400 gms.	1914/-
16-0330-32	150 x 150mm	6" x 6"	485 gms.	2272/-
16-0330-33 (with Hole)	127 x 127mm	5" x 5"	385 gms.	1914/-
16-0330-34 (with Hole)	150 x 150mm	6" x 6"	475 gms.	2272/-

(with S.S. Cockroach Trap)

### Sapphire Flat Cut (AISI 304)



Item Code	Size in mm	Size in Inches	Item Weight	M.R.P. in ₹
16-0330-07	127 x 127mm	5" x 5"	380 gms.	1914/-
16-0330-08	150 x 150mm	6" x 6"	470 gms.	2272/-
16-0330-09 (with Hole)	127 x 127mm	5" x 5"	370 gms.	1914/-
16-0330-10 (with Hole)	150 x 150mm	6" x 6"	460 gms.	2272/-

(with S.S. Cockroach Trap)

### Pearl with Collar (AISI 304)



Item Code	Size in mm	Size in Inches	Item Weight	M.R.P. in ₹
16-0330-35	127 x 127mm	5" x 5"	390 gms.	1914/-
16-0330-36	150 x 150mm	6" x 6"	490 gms.	2272/-

(with S.S. Cockroach Trap)

### Pearl Flat Cut (AISI 304)



Item Code	Size in mm	Size in Inches	Item Weight	M.R.P. in ₹
16-0330-11	127 x 127mm	5" x 5"	385 gms.	1914/-
16-0330-12	150 x 150mm	6" x 6"	475 gms.	2272/-

(with S.S. Cockroach Trap)



## COCKROACH TRAP - SQUARE PRIME ANTIQUE COPPER



### Ruby with Collar (AISI 304)



Item Code	Size in mm	Size in Inches	Item Weight	M.R.P. in ₹
16-0330-37	127 x 127mm	5" x 5"	385 gms.	1914/-
16-0330-38	150 x 150mm	6" x 6"	490 gms.	2272/-
16-0330-39 (with Hole)	127 x 127mm	5" x 5"	385 gms.	1914/-
16-0330-40 (with Hole)	150 x 150mm	6" x 6"	490 gms.	2272/-

(with S.S. Cockroach Trap)

### Ruby Flat Cut (AISI 304)



Item Code	Size in mm	Size in Inches	Item Weight	M.R.P. in ₹
16-0330-13	127 x 127mm	5" x 5"	370 gms.	1914/-
16-0330-14	150 x 150mm	6" x 6"	475 gms.	2272/-
16-0330-15 (with Hole)	127 x 127mm	5" x 5"	365 gms.	1914/-
16-0330-16 (with Hole)	150 x 150mm	6" x 6"	465 gms.	2272/-

(with S.S. Cockroach Trap)

### Opal with Collar (AISI 304)



Item Code	Size in mm	Size in Inches	Item Weight	M.R.P. in ₹
16-0330-41	127 x 127mm	5" x 5"	375 gms.	1914/-
16-0330-42	150 x 150mm	6" x 6"	475 gms.	2272/-
16-0330-44 (with Hole)	150 x 150mm	6" x 6"	465 gms.	2272/-

(with S.S. Cockroach Trap)

### Opal Flat Cut (AISI 304)



Item Code	Size in mm	Size in Inches	Item Weight	M.R.P. in ₹
16-0330-17	127 x 127mm	5" x 5"	385 gms.	1914/-
16-0330-18	150 x 150mm	6" x 6"	475 gms.	2272/-
16-0330-19 (with Hole)	150 x 150mm	6" x 6"	465 gms.	2272/-

(with S.S. Cockroach Trap)

## COCKROACH TRAP - SQUARE PRIME BLACK



### Diamond with Collar (AISI 304)



Item Code	Size in mm	Size in Inches	Item Weight	M.R.P. in ₹
16-0338-23	127 x 127mm	5" x 5"	400 gms.	2182/-
16-0338-24	150 x 150mm	6" x 6"	505 gms.	2579/-
16-0338-26 (with Hole)	150 x 150mm	6" x 6"	490 gms.	2579/-

(with S.S. Cockroach Trap)

### Diamond Flat Cut (AISI 304)



Item Code	Size in mm	Size in Inches	Item Weight	M.R.P. in ₹
16-0338-01	127 x 127mm	5" x 5"	385 gms.	2182/-
16-0338-02	150 x 150mm	6" x 6"	485 gms.	2579/-
16-0338-03 (with Hole)	150 x 150mm	6" x 6"	485 gms.	2579/-

(with S.S. Cockroach Trap)

### Emerald with Collar (AISI 304)



Item Code	Size in mm	Size in Inches	Item Weight	M.R.P. in ₹
16-0338-27	127 x 127mm	5" x 5"	385 gms.	2182/-
16-0338-28	150 x 150mm	6" x 6"	490 gms.	2579/-
16-0338-30 (with Hole)	150 x 150mm	6" x 6"	480 gms.	2579/-

(with S.S. Cockroach Trap)

### Emerald Flat Cut (AISI 304)



Item Code	Size in mm	Size in Inches	Item Weight	M.R.P. in ₹
16-0338-04	127 x 127mm	5" x 5"	370 gms.	2182/-
16-0338-05	150 x 150mm	6" x 6"	475 gms.	2579/-
16-0338-06 (with Hole)	150 x 150mm	6" x 6"	465 gms.	2579/-

(with S.S. Cockroach Trap)

## COCKROACH TRAP - SQUARE PRIME BLACK



### Sapphire with Collar (AISI 304)



Item Code	Size in mm	Size in Inches	Item Weight	M.R.P. in ₹
16-0338-31	127 x 127mm	5" x 5"	400 gms.	2182/-
16-0338-32	150 x 150mm	6" x 6"	485 gms.	2579/-
16-0338-33 (with Hole)	127 x 127mm	5" x 5"	385 gms.	2182/-
16-0338-34 (with Hole)	150 x 150mm	6" x 6"	475 gms.	2579/-

(with S.S. Cockroach Trap)

### Sapphire Flat Cut (AISI 304)



Item Code	Size in mm	Size in Inches	Item Weight	M.R.P. in ₹
16-0338-07	127 x 127mm	5" x 5"	380 gms.	2182/-
16-0338-08	150 x 150mm	6" x 6"	470 gms.	2579/-
16-0338-09 (with Hole)	127 x 127mm	5" x 5"	370 gms.	2182/-
16-0338-10 (with Hole)	150 x 150mm	6" x 6"	460 gms.	2579/-

(with S.S. Cockroach Trap)

### Pearl with Collar (AISI 304)



Item Code	Size in mm	Size in Inches	Item Weight	M.R.P. in ₹
16-0338-35	127 x 127mm	5" x 5"	390 gms.	2182/-
16-0338-36	150 x 150mm	6" x 6"	490 gms.	2579/-

(with S.S. Cockroach Trap)

### Pearl Flat Cut (AISI 304)



Item Code	Size in mm	Size in Inches	Item Weight	M.R.P. in ₹
16-0338-11	127 x 127mm	5" x 5"	385 gms.	2182/-
16-0338-12	150 x 150mm	6" x 6"	475 gms.	2579/-

(with S.S. Cockroach Trap)



## COCKROACH TRAP - SQUARE PRIME BLACK



### Ruby with Collar (AISI 304)



Item Code	Size in mm	Size in Inches	Item Weight	M.R.P. in ₹
16-0338-37	127 x 127mm	5" x 5"	385 gms.	2182/-
16-0338-38	150 x 150mm	6" x 6"	490 gms.	2579/-
16-0338-39 (with Hole)	127 x 127mm	5" x 5"	385 gms.	2182/-
16-0338-40 (with Hole)	150 x 150mm	6" x 6"	490 gms.	2579/-

(with S.S. Cockroach Trap)

### Ruby Flat Cut (AISI 304)



Item Code	Size in mm	Size in Inches	Item Weight	M.R.P. in ₹
16-0338-13	127 x 127mm	5" x 5"	370 gms.	2182/-
16-0338-14	150 x 150mm	6" x 6"	475 gms.	2579/-
16-0338-15 (with Hole)	127 x 127mm	5" x 5"	365 gms.	2182/-
16-0338-16 (with Hole)	150 x 150mm	6" x 6"	465 gms.	2579/-

(with S.S. Cockroach Trap)

### Opal with Collar (AISI 304)



Item Code	Size in mm	Size in Inches	Item Weight	M.R.P. in ₹
16-0338-41	127 x 127mm	5" x 5"	375 gms.	2182/-
16-0338-42	150 x 150mm	6" x 6"	475 gms.	2579/-
16-0338-44 (with Hole)	150 x 150mm	6" x 6"	465 gms.	2579/-

(with S.S. Cockroach Trap)

### Opal Flat Cut (AISI 304)



Item Code	Size in mm	Size in Inches	Item Weight	M.R.P. in ₹
16-0338-17	127 x 127mm	5" x 5"	385 gms.	2182/-
16-0338-18	150 x 150mm	6" x 6"	475 gms.	2579/-
16-0338-19 (with Hole)	150 x 150mm	6" x 6"	465 gms.	2579/-

(with S.S. Cockroach Trap)



UPTO  
**10**  
YEARS  
WARRANTY



PREVENT PESTS



AISI 304  
STAINLESS STEEL



SUPERIOR DRAINAGE



CORROSION AND  
RUST RESISTANT



ANTI-CLOGGING  
& ANTI-ODOUR



EASY TO CLEAN

## LINEAR SHOWER DRAIN CHANNELS with Cockroach Trap & Side Hole



MADE IN INDIA



## SHOWER DRAIN CHANNEL-WAVE (AISI 304-18/8)



### 3" (75mm) Width



Item Code	Size (LxWxH)mm	Length (Inches)	Item Weight	M.R.P. in ₹
16-0101-01	300 x 75 x 30mm	12"	680 gms.	2595/-
16-0101-02	450 x 75 x 30mm	18"	1 Kgs.	3133/-
16-0101-03	600 x 75 x 30mm	24"	1.300 Kgs.	3728/-
16-0101-04	800 x 75 x 30mm	32"	1.700 Kgs.	4593/-
16-0101-05	900 x 75 x 30mm	36"	2 Kgs.	4945/-
16-0101-06	1000 x 75 x 30mm	40"	2.200 Kgs.	5283/-
16-0101-07	1200 x 75 x 30mm	48"	2.840 Kgs.	6010/-

3" width shower drain channel available without collar only.

### 4" (100mm) Width



Item Code	Size (LxWxH)mm	Length (Inches)	Item Weight	M.R.P. in ₹
16-0101-08	300 x 100 x 30mm	12"	790 gms.	2691/-
16-0101-09	450 x 100 x 30mm	18"	1.100 Kgs.	3250/-
16-0101-10	600 x 100 x 30mm	24"	1.500 Kgs.	3913/-
16-0101-11	800 x 100 x 30mm	32"	2 Kgs.	4883/-
16-0101-12	900 x 100 x 30mm	36"	2.110 Kgs.	5195/-
16-0101-13	1000 x 100 x 30mm	40"	2.500 Kgs.	5568/-
16-0101-14	1200 x 100 x 30mm	48"	3 Kgs.	6430/-

4" width shower drain channel available with collar only.

### 5" (125mm) Width



Item Code	Size (LxWxH)mm	Length (Inches)	Item Weight	M.R.P. in ₹
16-0101-15	300 x 125 x 30mm	12"	900 gms.	2869/-
16-0101-16	450 x 125 x 30mm	18"	1.300 Kgs.	3553/-
16-0101-17	600 x 125 x 30mm	24"	1.750 Kgs.	4218/-
16-0101-18	800 x 125 x 30mm	32"	2.250 Kgs.	5183/-
16-0101-19	900 x 125 x 30mm	36"	2.500 Kgs.	5668/-
16-0101-20	1000 x 125 x 30mm	40"	2.800 Kgs.	6175/-
16-0101-21	1200 x 125 x 30mm	48"	3.300 Kgs.	7173/-

5" width shower drain channel available with collar only.



## SHOWER DRAIN CHANNEL-WAVE YELLOW GOLD (AISI 304-18/8)

### 3" (75mm) Width



Item Code	Size (LxWxH)mm	Length (Inches)	Item Weight	M.R.P. in ₹
16-0115-01	300 x 75 x 30mm	12"	680 gms.	4643/-
16-0115-02	450 x 75 x 30mm	18"	1 Kgs.	5590/-
16-0115-03	600 x 75 x 30mm	24"	1.300 Kgs.	6582/-
16-0115-04	800 x 75 x 30mm	32"	1.700 Kgs.	7858/-
16-0115-05	900 x 75 x 30mm	36"	2 Kgs.	8614/-
16-0115-06	1000 x 75 x 30mm	40"	2.200 Kgs.	9356/-
16-0115-07	1200 x 75 x 30mm	48"	2.840 Kgs.	10435/-

3" width shower drain channel available without collar only.

### 4" (100mm) Width



Item Code	Size (LxWxH)mm	Length (Inches)	Item Weight	M.R.P. in ₹
16-0115-08	300 x 100 x 30mm	12"	790 gms.	4737/-
16-0115-09	450 x 100 x 30mm	18"	1.100 Kgs.	5703/-
16-0115-10	600 x 100 x 30mm	24"	1.500 Kgs.	6761/-
16-0115-11	800 x 100 x 30mm	32"	2 Kgs.	8143/-
16-0115-12	900 x 100 x 30mm	36"	2.110 Kgs.	8858/-
16-0115-13	1000 x 100 x 30mm	40"	2.500 Kgs.	9632/-
16-0115-14	1200 x 100 x 30mm	48"	3 Kgs.	10845/-

4" width shower drain channel available with collar only.

### 5" (125mm) Width



Item Code	Size (LxWxH)mm	Length (Inches)	Item Weight	M.R.P. in ₹
16-0115-15	300 x 125 x 30mm	12"	900 gms.	4919/-
16-0115-16	450 x 125 x 30mm	18"	1.300 Kgs.	6000/-
16-0115-17	600 x 125 x 30mm	24"	1.750 Kgs.	7082/-
16-0115-18	800 x 125 x 30mm	32"	2.250 Kgs.	8437/-
16-0115-19	900 x 125 x 30mm	36"	2.500 Kgs.	9322/-
16-0115-20	1000 x 125 x 30mm	40"	2.800 Kgs.	10227/-
16-0115-21	1200 x 125 x 30mm	48"	3.300 Kgs.	11574/-

5" width shower drain channel available with collar only.

## SHOWER DRAIN CHANNEL-WAVE ANTIQUE COPPER (AISI 304-18/8)



### 3" (75mm) Width



Item Code	Size (LxWxH)mm	Length (Inches)	Item Weight	M.R.P. in ₹
16-0123-01	300 x 75 x 30mm	12"	680 gms.	4643/-
16-0123-02	450 x 75 x 30mm	18"	1 Kgs.	5590/-
16-0123-03	600 x 75 x 30mm	24"	1.300 Kgs.	6582/-
16-0123-04	800 x 75 x 30mm	32"	1.700 Kgs.	7858/-
16-0123-05	900 x 75 x 30mm	36"	2 Kgs.	8614/-
16-0123-06	1000 x 75 x 30mm	40"	2.200 Kgs.	9356/-
16-0123-07	1200 x 75 x 30mm	48"	2.840 Kgs.	10435/-

3" width shower drain channel available without collar only.

### 4" (100mm) Width



Item Code	Size (LxWxH)mm	Length (Inches)	Item Weight	M.R.P. in ₹
16-0123-08	300 x 100 x 30mm	12"	790 gms.	4737/-
16-0123-09	450 x 100 x 30mm	18"	1.100 Kgs.	5703/-
16-0123-10	600 x 100 x 30mm	24"	1.500 Kgs.	6761/-
16-0123-11	800 x 100 x 30mm	32"	2 Kgs.	8143/-
16-0123-12	900 x 100 x 30mm	36"	2.110 Kgs.	8858/-
16-0123-13	1000 x 100 x 30mm	40"	2.500 Kgs.	9632/-
16-0123-14	1200 x 100 x 30mm	48"	3 Kgs.	10845/-

4" width shower drain channel available with collar only.

### 5" (125mm) Width



Item Code	Size (LxWxH)mm	Length (Inches)	Item Weight	M.R.P. in ₹
16-0123-15	300 x 125 x 30mm	12"	900 gms.	4919/-
16-0123-16	450 x 125 x 30mm	18"	1.300 Kgs.	6000/-
16-0123-17	600 x 125 x 30mm	24"	1.750 Kgs.	7082/-
16-0123-18	800 x 125 x 30mm	32"	2.250 Kgs.	8437/-
16-0123-19	900 x 125 x 30mm	36"	2.500 Kgs.	9322/-
16-0123-20	1000 x 125 x 30mm	40"	2.800 Kgs.	10227/-
16-0123-21	1200 x 125 x 30mm	48"	3.300 Kgs.	11574/-

5" width shower drain channel available with collar only.

## SHOWER DRAIN CHANNEL-WAVE BLACK (AISI 304-18/8)

### 3" (75mm) Width



Item Code	Size (LxWxH)mm	Length (Inches)	Item Weight	M.R.P. in ₹
16-0131-01	300 x 75 x 30mm	12"	680 gms.	5177/-
16-0131-02	450 x 75 x 30mm	18"	1 Kgs.	6224/-
16-0131-03	600 x 75 x 30mm	24"	1.300 Kgs.	7319/-
16-0131-04	800 x 75 x 30mm	32"	1.700 Kgs.	8924/-
16-0131-05	900 x 75 x 30mm	36"	2 Kgs.	10027/-
16-0131-06	1000 x 75 x 30mm	40"	2.200 Kgs.	10869/-
16-0131-07	1200 x 75 x 30mm	48"	2.840 Kgs.	13179/-

3" width shower drain channel available without collar only.

### 4" (100mm) Width



Item Code	Size (LxWxH)mm	Length (Inches)	Item Weight	M.R.P. in ₹
16-0131-08	300 x 100 x 30mm	12"	790 gms.	5332/-
16-0131-09	450 x 100 x 30mm	18"	1.100 Kgs.	6503/-
16-0131-10	600 x 100 x 30mm	24"	1.500 Kgs.	7724/-
16-0131-11	800 x 100 x 30mm	32"	2 Kgs.	9964/-
16-0131-12	900 x 100 x 30mm	36"	2.110 Kgs.	10558/-
16-0131-13	1000 x 100 x 30mm	40"	2.500 Kgs.	11927/-
16-0131-14	1200 x 100 x 30mm	48"	3 Kgs.	14000/-

4" width shower drain channel available with collar only.

### 5" (125mm) Width



Item Code	Size (LxWxH)mm	Length (Inches)	Item Weight	M.R.P. in ₹
16-0131-15	300 x 125 x 30mm	12"	900 gms.	5574/-
16-0131-16	450 x 125 x 30mm	18"	1.300 Kgs.	6900/-
16-0131-17	600 x 125 x 30mm	24"	1.750 Kgs.	8679/-
16-0131-18	800 x 125 x 30mm	32"	2.250 Kgs.	10916/-
16-0131-19	900 x 125 x 30mm	36"	2.500 Kgs.	12024/-
16-0131-20	1000 x 125 x 30mm	40"	2.800 Kgs.	13279/-
16-0131-21	1200 x 125 x 30mm	48"	3.300 Kgs.	15508/-

5" width shower drain channel available with collar only.





UPTO  
**10**  
YEARS  
WARRANTY

  
AISI 304  
STAINLESS STEEL

  
CORROSION AND  
RUST RESISTANT

  
EASY TO CLEAN

  
PREVENT PESTS

  
SUPERIOR DRAINAGE

  
ANTI-CLOGGING  
& ANTI-ODOUR

Equipped with a  
Tray enabling  
**VOLUMINOUS  
DRAINAGE**

2" (51mm) Width



Item Code	Size (LxWxH)mm	Length (Inches)	Item Weight	M.R.P. in ₹
16-0111-22	300 x 51 x 30mm	12"	550 gms.	2195/-
16-0111-23	450 x 51 x 30mm	18"	830 gms.	2720/-
16-0111-24	600 x 51 x 30mm	24"	1.100 Kgs.	3230/-
16-0111-25	800 x 51 x 30mm	32"	1.475 Kgs.	3930/-
16-0111-26	900 x 51 x 30mm	36"	1.650 Kgs.	4300/-
16-0111-27	1000 x 51 x 30mm	40"	1.845 Kgs.	4650/-

# SHOWER DRAIN CHANNEL-PALO (AISI 304-18/8)



## 3" (75mm) Width



Item Code	Size (LxWxH)mm	Length (Inches)	Item Weight	M.R.P. in ₹
16-0111-01	300 x 75 x 30mm	12"	680 gms.	2595/-
16-0111-02	450 x 75 x 30mm	18"	1 Kgs.	3133/-
16-0111-03	600 x 75 x 30mm	24"	1.300 Kgs.	3728/-
16-0111-04	800 x 75 x 30mm	32"	1.700 Kgs.	4593/-
16-0111-05	900 x 75 x 30mm	36"	2 Kgs.	4945/-
16-0111-06	1000 x 75 x 30mm	40"	2.200 Kgs.	5283/-
16-0111-19	1200 x 75 x 30mm	48"	2.640 Kgs.	6010/-

3" width shower drain channel available without collar only.

## 4" (100mm) Width



Item Code	Size (LxWxH)mm	Length (Inches)	Item Weight	M.R.P. in ₹
16-0111-07	300 x 100 x 30mm	12"	790 gms.	2691/-
16-0111-08	450 x 100 x 30mm	18"	1.100 Kgs.	3250/-
16-0111-09	600 x 100 x 30mm	24"	1.500 Kgs.	3913/-
16-0111-10	800 x 100 x 30mm	32"	2 Kgs.	4883/-
16-0111-11	900 x 100 x 30mm	36"	2.110 Kgs.	5195/-
16-0111-12	1000 x 100 x 30mm	40"	2.500 Kgs.	5568/-
16-0111-20	1200 x 100 x 30mm	48"	3 Kgs.	6430/-

4" width shower drain channel available with collar only.

## 5" (125mm) Width




Item Code	Size (LxWxH)mm	Length (Inches)	Item Weight	M.R.P. in ₹
16-0111-13	300 x 125 x 30mm	12"	900 gms.	2869/-
16-0111-14	450 x 125 x 30mm	18"	1.300 Kgs.	3553/-
16-0111-15	600 x 125 x 30mm	24"	1.750 Kgs.	4218/-
16-0111-16	800 x 125 x 30mm	32"	2.250 Kgs.	5183/-
16-0111-17	900 x 125 x 30mm	36"	2.500 Kgs.	5668/-
16-0111-18	1000 x 125 x 30mm	40"	2.800 Kgs.	6175/-
16-0111-21	1200 x 125 x 30mm	48"	3.300 Kgs.	7173/-

5" width shower drain channel available with collar only.



UPTO  
**10**  
YEARS  
WARRANTY



AISI 304  
STAINLESS STEEL



CORROSION AND  
RUST RESISTANT



EASY TO CLEAN



PREVENT PESTS



SUPERIOR DRAINAGE



ANTI-CLOGGING  
& ANTI-ODOUR

Seamless  
Integration  
with **Floors**

2" (51mm) Width



Item Code	Size (LxWxH)mm	Length (Inches)	Item Weight	M.R.P. in ₹
16-0116-22	300 x 51 x 30mm	12"	550 gms.	4156/-
16-0116-23	450 x 51 x 30mm	18"	830 gms.	5029/-
16-0116-24	600 x 51 x 30mm	24"	1.100 Kgs.	5929/-
16-0116-25	800 x 51 x 30mm	32"	1.475 Kgs.	6987/-
16-0116-26	900 x 51 x 30mm	36"	1.650 Kgs.	7737/-
16-0116-27	1000 x 51 x 30mm	40"	1.845 Kgs.	8469/-



## SHOWER DRAIN CHANNEL-PALO YELLOW GOLD (AISI 304-18/8)

### 3" (75mm) Width



Item Code	Size (LxWxH)mm	Length (Inches)	Item Weight	M.R.P. in ₹
16-0116-01	300 x 75 x 30mm	12"	680 gms.	4643/-
16-0116-02	450 x 75 x 30mm	18"	1 Kgs.	5590/-
16-0116-03	600 x 75 x 30mm	24"	1.300 Kgs.	6582/-
16-0116-04	800 x 75 x 30mm	32"	1.700 Kgs.	7858/-
16-0116-05	900 x 75 x 30mm	36"	2 Kgs.	8614/-
16-0116-06	1000 x 75 x 30mm	40"	2.200 Kgs.	9356/-
16-0116-07	1200 x 75 x 30mm	48"	2.640 Kgs.	10435/-

3" width shower drain channel available without collar only.

### 4" (100mm) Width



Item Code	Size (LxWxH)mm	Length (Inches)	Item Weight	M.R.P. in ₹
16-0116-08	300 x 100 x 30mm	12"	790 gms.	4737/-
16-0116-09	450 x 100 x 30mm	18"	1.100 Kgs.	5703/-
16-0116-10	600 x 100 x 30mm	24"	1.500 Kgs.	6761/-
16-0116-11	800 x 100 x 30mm	32"	2 Kgs.	8143/-
16-0116-12	900 x 100 x 30mm	36"	2.110 Kgs.	8858/-
16-0116-13	1000 x 100 x 30mm	40"	2.500 Kgs.	9632/-
16-0116-14	1200 x 100 x 30mm	48"	3 Kgs.	10845/-

4" width shower drain channel available with collar only.

### 5" (125mm) Width



Item Code	Size (LxWxH)mm	Length (Inches)	Item Weight	M.R.P. in ₹
16-0116-15	300 x 125 x 30mm	12"	900 gms.	4919/-
16-0116-16	450 x 125 x 30mm	18"	1.300 Kgs.	6000/-
16-0116-17	600 x 125 x 30mm	24"	1.750 Kgs.	7082/-
16-0116-18	800 x 125 x 30mm	32"	2.250 Kgs.	8437/-
16-0116-19	900 x 125 x 30mm	36"	2.500 Kgs.	9322/-
16-0116-20	1000 x 125 x 30mm	40"	2.800 Kgs.	10227/-
16-0116-21	1200 x 125 x 30mm	48"	3.300 Kgs.	11574/-

5" width shower drain channel available with collar only.

UP TO  
**10**  
YEARS  
WARRANTY



AISI 304  
STAINLESS STEEL



CORROSION AND  
RUST RESISTANT



EASY TO CLEAN



PREVENT PESTS



SUPERIOR DRAINAGE



ANTI-CLOGGING  
& ANTI-ODOUR

## Continuous & Sleek Looks

2" (51mm) Width



Item Code	Size (LxWxH)mm	Length (Inches)	Item Weight	M.R.P. in ₹
16-0124-22	300 x 51 x 30mm	12"	550 gms.	4156/-
16-0124-23	450 x 51 x 30mm	18"	830 gms.	5029/-
16-0124-24	600 x 51 x 30mm	24"	1.100 Kgs.	5929/-
16-0124-25	800 x 51 x 30mm	32"	1.475 Kgs.	6987/-
16-0124-26	900 x 51 x 30mm	36"	1.650 Kgs.	7737/-
16-0124-27	1000 x 51 x 30mm	40"	1.845 Kgs.	8469/-



**SHOWER DRAIN CHANNEL-PALO ANTIQUE COPPER (AISI 304-18/8)**



**3" (75mm) Width**



Item Code	Size (LxWxH)mm	Length (Inches)	Item Weight	M.R.P. in ₹
16-0124-01	300 x 75 x 30mm	12"	680 gms.	4643/-
16-0124-02	450 x 75 x 30mm	18"	1 Kgs.	5590/-
16-0124-03	600 x 75 x 30mm	24"	1.300 Kgs.	6582/-
16-0124-04	800 x 75 x 30mm	32"	1.700 Kgs.	7858/-
16-0124-05	900 x 75 x 30mm	36"	2 Kgs.	8614/-
16-0124-06	1000 x 75 x 30mm	40"	2.200 Kgs.	9356/-
16-0124-07	1200 x 75 x 30mm	48"	2.840 Kgs.	10435/-

3" width shower drain channel available without collar only.

**4" (100mm) Width**



Item Code	Size (LxWxH)mm	Length (Inches)	Item Weight	M.R.P. in ₹
16-0124-08	300 x 100 x 30mm	12"	790 gms.	4737/-
16-0124-09	450 x 100 x 30mm	18"	1.100 Kgs.	5703/-
16-0124-10	600 x 100 x 30mm	24"	1.500 Kgs.	6761/-
16-0124-11	800 x 100 x 30mm	32"	2 Kgs.	8143/-
16-0124-12	900 x 100 x 30mm	36"	2.110 Kgs.	8858/-
16-0124-13	1000 x 100 x 30mm	40"	2.500 Kgs.	9632/-
16-0124-14	1200 x 100 x 30mm	48"	3 Kgs.	10845/-

4" width shower drain channel available with collar only.

**5" (125mm) Width**



Item Code	Size (LxWxH)mm	Length (Inches)	Item Weight	M.R.P. in ₹
16-0124-15	300 x 125 x 30mm	12"	900 gms.	4919/-
16-0124-16	450 x 125 x 30mm	18"	1.300 Kgs.	6000/-
16-0124-17	600 x 125 x 30mm	24"	1.750 Kgs.	7082/-
16-0124-18	800 x 125 x 30mm	32"	2.250 Kgs.	8437/-
16-0124-19	900 x 125 x 30mm	36"	2.500 Kgs.	9322/-
16-0124-20	1000 x 125 x 30mm	40"	2.800 Kgs.	10227/-
16-0124-21	1200 x 125 x 30mm	48"	3.300 Kgs.	11574/-

5" width shower drain channel available with collar only.





## 2" (51mm) Width



Item Code	Size (LxWxH)mm	Length (Inches)	Item Weight	M.R.P. in ₹
16-0132-22	300 x 51 x 30mm	12"	550 gms.	4687/-
16-0132-23	450 x 51 x 30mm	18"	830 gms.	5664/-
16-0132-24	600 x 51 x 30mm	24"	1.100 Kgs.	6666/-
16-0132-25	800 x 51 x 30mm	32"	1.475 Kgs.	8050/-
16-0132-26	900 x 51 x 30mm	36"	1.650 Kgs.	9150/-
16-0132-27	1000 x 51 x 30mm	40"	1.845 Kgs.	9985/-

## SHOWER DRAIN CHANNEL-PALO BLACK (AISI 304-18/8)

### 3" (75mm) Width



Item Code	Size (LxWxH)mm	Length (Inches)	Item Weight	M.R.P. in ₹
16-0132-01	300 x 75 x 30mm	12"	680 gms.	5177/-
16-0132-02	450 x 75 x 30mm	18"	1 Kgs.	6224/-
16-0132-03	600 x 75 x 30mm	24"	1.300 Kgs.	7319/-
16-0132-04	800 x 75 x 30mm	32"	1.700 Kgs.	8924/-
16-0132-05	900 x 75 x 30mm	36"	2 Kgs.	10027/-
16-0132-06	1000 x 75 x 30mm	40"	2.200 Kgs.	10869/-
16-0132-07	1200 x 75 x 30mm	48"	2.840 Kgs.	13179/-

3" width shower drain channel available without collar only.

### 4" (100mm) Width



Item Code	Size (LxWxH)mm	Length (Inches)	Item Weight	M.R.P. in ₹
16-0132-08	300 x 100 x 30mm	12"	790 gms.	5332/-
16-0132-09	450 x 100 x 30mm	18"	1.100 Kgs.	6503/-
16-0132-10	600 x 100 x 30mm	24"	1.500 Kgs.	7724/-
16-0132-11	800 x 100 x 30mm	32"	2 Kgs.	9964/-
16-0132-12	900 x 100 x 30mm	36"	2.110 Kgs.	10558/-
16-0132-13	1000 x 100 x 30mm	40"	2.500 Kgs.	11927/-
16-0132-14	1200 x 100 x 30mm	48"	3 Kgs.	14000/-

4" width shower drain channel available with collar only.

### 5" (125mm) Width



Item Code	Size (LxWxH)mm	Length (Inches)	Item Weight	M.R.P. in ₹
16-0132-15	300 x 125 x 30mm	12"	900 gms.	5574/-
16-0132-16	450 x 125 x 30mm	18"	1.300 Kgs.	6900/-
16-0132-17	600 x 125 x 30mm	24"	1.750 Kgs.	8679/-
16-0132-18	800 x 125 x 30mm	32"	2.250 Kgs.	10916/-
16-0132-19	900 x 125 x 30mm	36"	2.500 Kgs.	12024/-
16-0132-20	1000 x 125 x 30mm	40"	2.800 Kgs.	13279/-
16-0132-21	1200 x 125 x 30mm	48"	3.300 Kgs.	15508/-

5" width shower drain channel available with collar only.





AISI 304  
STAINLESS STEEL



CORROSION AND  
RUST RESISTANT



EASY TO CLEAN



PREVENT PESTS



SUPERIOR DRAINAGE



ANTI-CLOGGING  
& ANTI-ODOUR

UPTO  
**10**  
YEARS  
WARRANTY



MADE IN INDIA



## SHOWER DRAIN CHANNEL-VERTICAL (AISI 304-18/8)



### 3" (75mm) Width



Item Code	Size (LxWxH)mm	Length (Inches)	Item Weight	M.R.P. in ₹
16-0112-01	300 x 75 x 30mm	12"	680 gms.	2595/-
16-0112-02	450 x 75 x 30mm	18"	1 Kgs.	3133/-
16-0112-03	600 x 75 x 30mm	24"	1.300 Kgs.	3728/-
16-0112-04	800 x 75 x 30mm	32"	1.700 Kgs.	4593/-
16-0112-05	900 x 75 x 30mm	36"	2 Kgs.	4945/-
16-0112-06	1000 x 75 x 30mm	40"	2.200 Kgs.	5283/-
16-0112-19	1200 x 75 x 30mm	48"	2.640 Kgs.	6010/-

3" width shower drain channel available without collar only.

### 4" (100mm) Width



Item Code	Size (LxWxH)mm	Length (Inches)	Item Weight	M.R.P. in ₹
16-0112-07	300 x 100 x 30mm	12"	790 gms.	2691/-
16-0112-08	450 x 100 x 30mm	18"	1.100 Kgs.	3250/-
16-0112-09	600 x 100 x 30mm	24"	1.500 Kgs.	3913/-
16-0112-10	800 x 100 x 30mm	32"	2 Kgs.	4883/-
16-0112-11	900 x 100 x 30mm	36"	2.110 Kgs.	5195/-
16-0112-12	1000 x 100 x 30mm	40"	2.500 Kgs.	5568/-
16-0112-20	1200 x 100 x 30mm	48"	3 Kgs.	6430/-

4" width shower drain channel available with collar only.

### 5" (125mm) Width



Item Code	Size (LxWxH)mm	Length (Inches)	Item Weight	M.R.P. in ₹
16-0112-13	300 x 125 x 30mm	12"	900 gms.	2869/-
16-0112-14	450 x 125 x 30mm	18"	1.300 Kgs.	3553/-
16-0112-15	600 x 125 x 30mm	24"	1.750 Kgs.	4218/-
16-0112-16	800 x 125 x 30mm	32"	2.250 Kgs.	5183/-
16-0112-17	900 x 125 x 30mm	36"	2.500 Kgs.	5668/-
16-0112-18	1000 x 125 x 30mm	40"	2.800 Kgs.	6175/-
16-0112-21	1200 x 125 x 30mm	48"	3.300 Kgs.	7173/-

5" width shower drain channel available with collar only.

## SHOWER DRAIN CHANNEL-VERTICAL YELLOW GOLD (AISI 304-18/8)



### 3" (75mm) Width



Item Code	Size (LxWxH)mm	Length (Inches)	Item Weight	M.R.P. in ₹
16-0117-01	300 x 75 x 30mm	12"	680 gms.	4643/-
16-0117-02	450 x 75 x 30mm	18"	1 Kgs.	5590/-
16-0117-03	600 x 75 x 30mm	24"	1.300 Kgs.	6582/-
16-0117-04	800 x 75 x 30mm	32"	1.700 Kgs.	7858/-
16-0117-05	900 x 75 x 30mm	36"	2 Kgs.	8614/-
16-0117-06	1000 x 75 x 30mm	40"	2.200 Kgs.	9356/-
16-0117-07	1200 x 75 x 30mm	48"	2.640 Kgs.	10435/-

3" width shower drain channel available without collar only.

### 4" (100mm) Width



Item Code	Size (LxWxH)mm	Length (Inches)	Item Weight	M.R.P. in ₹
16-0117-08	300 x 100 x 30mm	12"	790 gms.	4737/-
16-0117-09	450 x 100 x 30mm	18"	1.100 Kgs.	5703/-
16-0117-10	600 x 100 x 30mm	24"	1.500 Kgs.	6761/-
16-0117-11	800 x 100 x 30mm	32"	2 Kgs.	8143/-
16-0117-12	900 x 100 x 30mm	36"	2.110 Kgs.	8858/-
16-0117-13	1000 x 100 x 30mm	40"	2.500 Kgs.	9632/-
16-0117-14	1200 x 100 x 30mm	48"	3 Kgs.	10845/-

4" width shower drain channel available with collar only.

### 5" (125mm) Width



Item Code	Size (LxWxH)mm	Length (Inches)	Item Weight	M.R.P. in ₹
16-0117-15	300 x 125 x 30mm	12"	900 gms.	4919/-
16-0117-16	450 x 125 x 30mm	18"	1.300 Kgs.	6000/-
16-0117-17	600 x 125 x 30mm	24"	1.750 Kgs.	7082/-
16-0117-18	800 x 125 x 30mm	32"	2.250 Kgs.	8437/-
16-0117-19	900 x 125 x 30mm	36"	2.500 Kgs.	9322/-
16-0117-20	1000 x 125 x 30mm	40"	2.800 Kgs.	10227/-
16-0117-21	1200 x 125 x 30mm	48"	3.300 Kgs.	11574/-

5" width shower drain channel available with collar only.

# SHOWER DRAIN CHANNEL-VERTICAL ANTIQUE COPPER (AISI 304-18/8)



## 3" (75mm) Width



Item Code	Size (LxWxH)mm	Length (Inches)	Item Weight	M.R.P. in ₹
16-0125-01	300 x 75 x 30mm	12"	680 gms.	4643/-
16-0125-02	450 x 75 x 30mm	18"	1 Kgs.	5590/-
16-0125-03	600 x 75 x 30mm	24"	1.300 Kgs.	6582/-
16-0125-04	800 x 75 x 30mm	32"	1.700 Kgs.	7858/-
16-0125-05	900 x 75 x 30mm	36"	2 Kgs.	8614/-
16-0125-06	1000 x 75 x 30mm	40"	2.200 Kgs.	9356/-
16-0125-07	1200 x 75 x 30mm	48"	2.840 Kgs.	10435/-

3" width shower drain channel available without collar only.

## 4" (100mm) Width



Item Code	Size (LxWxH)mm	Length (Inches)	Item Weight	M.R.P. in ₹
16-0125-08	300 x 100 x 30mm	12"	790 gms.	4737/-
16-0125-09	450 x 100 x 30mm	18"	1.100 Kgs.	5703/-
16-0125-10	600 x 100 x 30mm	24"	1.500 Kgs.	6761/-
16-0125-11	800 x 100 x 30mm	32"	2 Kgs.	8143/-
16-0125-12	900 x 100 x 30mm	36"	2.110 Kgs.	8858/-
16-0125-13	1000 x 100 x 30mm	40"	2.500 Kgs.	9632/-
16-0125-14	1200 x 100 x 30mm	48"	3 Kgs.	10845/-

4" width shower drain channel available with collar only.

## 5" (125mm) Width



Item Code	Size (LxWxH)mm	Length (Inches)	Item Weight	M.R.P. in ₹
16-0125-15	300 x 125 x 30mm	12"	900 gms.	4919/-
16-0125-16	450 x 125 x 30mm	18"	1.300 Kgs.	6000/-
16-0125-17	600 x 125 x 30mm	24"	1.750 Kgs.	7082/-
16-0125-18	800 x 125 x 30mm	32"	2.250 Kgs.	8437/-
16-0125-19	900 x 125 x 30mm	36"	2.500 Kgs.	9322/-
16-0125-20	1000 x 125 x 30mm	40"	2.800 Kgs.	10227/-
16-0125-21	1200 x 125 x 30mm	48"	3.300 Kgs.	11574/-

5" width shower drain channel available with collar only.



## SHOWER DRAIN CHANNEL-VERTICAL BLACK (AISI 304-18/8)



### 3" (75mm) Width



Item Code	Size (LxWxH)mm	Length (Inches)	Item Weight	M.R.P. in ₹
16-0133-01	300 x 75 x 30mm	12"	680 gms.	5177/-
16-0133-02	450 x 75 x 30mm	18"	1 Kgs.	6224/-
16-0133-03	600 x 75 x 30mm	24"	1.300 Kgs.	7319/-
16-0133-04	800 x 75 x 30mm	32"	1.700 Kgs.	8924/-
16-0133-05	900 x 75 x 30mm	36"	2 Kgs.	10027/-
16-0133-06	1000 x 75 x 30mm	40"	2.200 Kgs.	10869/-
16-0133-07	1200 x 75 x 30mm	48"	2.840 Kgs.	13179/-

3" width shower drain channel available without collar only.

### 4" (100mm) Width



Item Code	Size (LxWxH)mm	Length (Inches)	Item Weight	M.R.P. in ₹
16-0133-08	300 x 100 x 30mm	12"	790 gms.	5332/-
16-0133-09	450 x 100 x 30mm	18"	1.100 Kgs.	6503/-
16-0133-10	600 x 100 x 30mm	24"	1.500 Kgs.	7724/-
16-0133-11	800 x 100 x 30mm	32"	2 Kgs.	9964/-
16-0133-12	900 x 100 x 30mm	36"	2.110 Kgs.	10558/-
16-0133-13	1000 x 100 x 30mm	40"	2.500 Kgs.	11927/-
16-0133-14	1200 x 100 x 30mm	48"	3 Kgs.	14000/-

4" width shower drain channel available with collar only.

### 5" (125mm) Width



Item Code	Size (LxWxH)mm	Length (Inches)	Item Weight	M.R.P. in ₹
16-0133-15	300 x 125 x 30mm	12"	900 gms.	5574/-
16-0133-16	450 x 125 x 30mm	18"	1.300 Kgs.	6900/-
16-0133-17	600 x 125 x 30mm	24"	1.750 Kgs.	8679/-
16-0133-18	800 x 125 x 30mm	32"	2.250 Kgs.	10916/-
16-0133-19	900 x 125 x 30mm	36"	2.500 Kgs.	12024/-
16-0133-20	1000 x 125 x 30mm	40"	2.800 Kgs.	13279/-
16-0133-21	1200 x 125 x 30mm	48"	3.300 Kgs.	15508/-

5" width shower drain channel available with collar only.

UPTO  
**10**  
YEARS  
WARRANTY



AISI 304  
STAINLESS STEEL



CORROSION AND  
RUST RESISTANT



EASY TO CLEAN



PREVENT PESTS



SUPERIOR DRAINAGE



ANTI-CLOGGING  
& ANTI-ODOUR

**MARBLE-INSERT  
SHOWER DRAIN CHANNELS  
SPECIALLY DESIGNED  
FOR 21MM MARBLE**

2" (51mm) Width



Item Code	Size (LxWxH)mm	Length (Inches)	Item Weight	M.R.P. in ₹
16-0202-22	300 x 51 x 30mm	12"	475 gms.	2125/-
16-0202-23	450 x 51 x 30mm	18"	710 gms.	2608/-
16-0202-24	600 x 51 x 30mm	24"	950 gms.	3070/-
16-0202-25	800 x 51 x 30mm	32"	1.260 Kgs.	3735/-
16-0202-26	900 x 51 x 30mm	36"	1.420 Kgs.	4068/-
16-0202-27	1000 x 51 x 30mm	40"	1.575 Kgs.	4405/-

## SHOWER DRAIN CHANNEL-MARBLE INSERT (AISI 304-18/8)

(For 21mm Marble)



### 3" (75mm) Width



Item Code	Size (LxWxH)mm	Length (Inches)	Item Weight	M.R.P. in ₹
16-0202-01	300 x 75 x 30mm	12"	690 gms.	2656/-
16-0202-02	450 x 75 x 30mm	18"	960 gms.	3243/-
16-0202-03	600 x 75 x 30mm	24"	1.300 Kgs.	3858/-
16-0202-04	800 x 75 x 30mm	32"	1.720 Kgs.	4803/-
16-0202-05	900 x 75 x 30mm	36"	1.920 Kgs.	5183/-
16-0202-06	1000 x 75 x 30mm	40"	2.100 Kgs.	5518/-
16-0202-07	1200 x 75 x 30mm	48"	2.500 Kgs.	6320/-

### 4" (100mm) Width



Item Code	Size (LxWxH)mm	Length (Inches)	Item Weight	M.R.P. in ₹
16-0202-08	300 x 100 x 30mm	12"	800 gms.	2751/-
16-0202-09	450 x 100 x 30mm	18"	1.175 Kgs.	3363/-
16-0202-10	600 x 100 x 30mm	24"	1.550 Kgs.	4075/-
16-0202-11	800 x 100 x 30mm	32"	2 Kgs.	5095/-
16-0202-12	900 x 100 x 30mm	36"	2.300 Kgs.	5460/-
16-0202-13	1000 x 100 x 30mm	40"	2.530 Kgs.	5818/-
16-0202-14	1200 x 100 x 30mm	48"	3 Kgs.	6750/-

### 5" (125mm) Width



Item Code	Size (LxWxH)mm	Length (Inches)	Item Weight	M.R.P. in ₹
16-0202-15	300 x 125 x 30mm	12"	950 gms.	2992/-
16-0202-16	450 x 125 x 30mm	18"	1.365 Kgs.	3715/-
16-0202-17	600 x 125 x 30mm	24"	1.800 Kgs.	4413/-
16-0202-18	800 x 125 x 30mm	32"	2.400 Kgs.	5413/-
16-0202-19	900 x 125 x 30mm	36"	2.670 Kgs.	5948/-
16-0202-20	1000 x 125 x 30mm	40"	2.975 Kgs.	6480/-
16-0202-21	1200 x 125 x 30mm	48"	3.500 Kgs.	7575/-



UPTO  
**10**  
YEARS  
WARRANTY



AISI 304  
STAINLESS STEEL



CORROSION AND  
RUST RESISTANT



EASY TO CLEAN



PREVENT PESTS



SUPERIOR DRAINAGE



ANTI-CLOGGING  
& ANTI-ODOUR

Drains with  
**DUAL APPLICATION**

2" (51mm) Width



Item Code	Size (LxWxH)mm	Length (Inches)	Item Weight	M.R.P. in ₹
16-0218-22	300 x 51 x 30mm	12"	475 gms.	4090/-
16-0218-23	450 x 51 x 30mm	18"	710 gms.	4927/-
16-0218-24	600 x 51 x 30mm	24"	950 gms.	5761/-
16-0218-25	800 x 51 x 30mm	32"	1.260 Kgs.	6806/-
16-0218-26	900 x 51 x 30mm	36"	1.420 Kgs.	7524/-
16-0218-27	1000 x 51 x 30mm	40"	1.575 Kgs.	8245/-

## SHOWER DRAIN CHANNEL-MARBLE INSERT YELLOW GOLD (AISI 304-18/8)

(For 21mm Marble)



### 3" (75mm) Width



Item Code	Size (LxWxH)mm	Length (Inches)	Item Weight	M.R.P. in ₹
16-0218-01	300 x 75 x 30mm	12"	690 gms.	4706/-
16-0218-02	450 x 75 x 30mm	18"	960 gms.	5695/-
16-0218-03	600 x 75 x 30mm	24"	1.300 Kgs.	6708/-
16-0218-04	800 x 75 x 30mm	32"	1.720 Kgs.	8064/-
16-0218-05	900 x 75 x 30mm	36"	1.920 Kgs.	8845/-
16-0218-06	1000 x 75 x 30mm	40"	2.100 Kgs.	9585/-
16-0218-07	1200 x 75 x 30mm	48"	2.500 Kgs.	10740/-

### 4" (100mm) Width



Item Code	Size (LxWxH)mm	Length (Inches)	Item Weight	M.R.P. in ₹
16-0218-08	300 x 100 x 30mm	12"	800 gms.	4798/-
16-0218-09	450 x 100 x 30mm	18"	1.175 Kgs.	5814/-
16-0218-10	600 x 100 x 30mm	24"	1.550 Kgs.	6922/-
16-0218-11	800 x 100 x 30mm	32"	2 Kgs.	8350/-
16-0218-12	900 x 100 x 30mm	36"	2.300 Kgs.	9116/-
16-0218-13	1000 x 100 x 30mm	40"	2.530 Kgs.	9879/-
16-0218-14	1200 x 100 x 30mm	48"	3 Kgs.	11161/-

### 5" (125mm) Width



Item Code	Size (LxWxH)mm	Length (Inches)	Item Weight	M.R.P. in ₹
16-0218-15	300 x 125 x 30mm	12"	950 gms.	5037/-
16-0218-16	450 x 125 x 30mm	18"	1.365 Kgs.	6158/-
16-0218-17	600 x 125 x 30mm	24"	1.800 Kgs.	7232/-
16-0218-18	800 x 125 x 30mm	32"	2.400 Kgs.	8661/-
16-0218-19	900 x 125 x 30mm	36"	2.670 Kgs.	9595/-
16-0218-20	1000 x 125 x 30mm	40"	2.975 Kgs.	10527/-
16-0218-21	1200 x 125 x 30mm	48"	3.500 Kgs.	11969/-





2" (51mm) Width



Item Code	Size (LxWxH)mm	Length (Inches)	Item Weight	M.R.P. in ₹
16-0226-22	300 x 51 x 30mm	12"	475 gms.	4090/-
16-0226-23	450 x 51 x 30mm	18"	710 gms.	4927/-
16-0226-24	600 x 51 x 30mm	24"	950 gms.	5761/-
16-0226-25	800 x 51 x 30mm	32"	1.260 Kgs.	6806/-
16-0226-26	900 x 51 x 30mm	36"	1.420 Kgs.	7524/-
16-0226-27	1000 x 51 x 30mm	40"	1.575 Kgs.	8245/-



## SHOWER DRAIN CHANNEL-MARBLE INSERT ANTIQUE COPPER (AISI 304-18/8) (For 21mm Marble)



### 3" (75mm) Width



Item Code	Size (LxWxH)mm	Length (Inches)	Item Weight	M.R.P. in ₹
16-0226-01	300 x 75 x 30mm	12"	690 gms.	4706/-
16-0226-02	450 x 75 x 30mm	18"	960 gms.	5695/-
16-0226-03	600 x 75 x 30mm	24"	1.300 Kgs.	6708/-
16-0226-04	800 x 75 x 30mm	32"	1.720 Kgs.	8064/-
16-0226-05	900 x 75 x 30mm	36"	1.920 Kgs.	8845/-
16-0226-06	1000 x 75 x 30mm	40"	2.100 Kgs.	9585/-
16-0226-07	1200 x 75 x 30mm	48"	2.500 Kgs.	10740/-

### 4" (100mm) Width



Item Code	Size (LxWxH)mm	Length (Inches)	Item Weight	M.R.P. in ₹
16-0226-08	300 x 100 x 30mm	12"	800 gms.	4798/-
16-0226-09	450 x 100 x 30mm	18"	1.175 Kgs.	5814/-
16-0226-10	600 x 100 x 30mm	24"	1.550 Kgs.	6922/-
16-0226-11	800 x 100 x 30mm	32"	2 Kgs.	8350/-
16-0226-12	900 x 100 x 30mm	36"	2.300 Kgs.	9116/-
16-0226-13	1000 x 100 x 30mm	40"	2.530 Kgs.	9879/-
16-0226-14	1200 x 100 x 30mm	48"	3 Kgs.	11161/-

### 5" (125mm) Width



Item Code	Size (LxWxH)mm	Length (Inches)	Item Weight	M.R.P. in ₹
16-0226-15	300 x 125 x 30mm	12"	950 gms.	5037/-
16-0226-16	450 x 125 x 30mm	18"	1.365 Kgs.	6158/-
16-0226-17	600 x 125 x 30mm	24"	1.800 Kgs.	7232/-
16-0226-18	800 x 125 x 30mm	32"	2.400 Kgs.	8661/-
16-0226-19	900 x 125 x 30mm	36"	2.670 Kgs.	9595/-
16-0226-20	1000 x 125 x 30mm	40"	2.975 Kgs.	10527/-
16-0226-21	1200 x 125 x 30mm	48"	3.500 Kgs.	11969/-

UPTO  
**10**  
YEARS  
WARRANTY



AISI 304  
STAINLESS STEEL



CORROSION AND  
RUST RESISTANT



EASY TO CLEAN



PREVENT PESTS



SUPERIOR DRAINAGE



ANTI-CLOGGING  
& ANTI-ODOUR

**PVD COATED  
SHOWER DRAIN CHANNELS  
WITH ADDED RESISTANCE  
AGAINST OXIDATION**

2" (51mm) Width



Item Code	Size (LxWxH)mm	Length (Inches)	Item Weight	M.R.P. in ₹
16-0234-22	300 x 51 x 30mm	12"	475 gms.	4622/-
16-0234-23	450 x 51 x 30mm	18"	710 gms.	5561/-
16-0234-24	600 x 51 x 30mm	24"	950 gms.	6498/-
16-0234-25	800 x 51 x 30mm	32"	1.260 Kgs.	7914/-
16-0234-26	900 x 51 x 30mm	36"	1.420 Kgs.	8732/-
16-0234-27	1000 x 51 x 30mm	40"	1.575 Kgs.	9535/-



## SHOWER DRAIN CHANNEL-MARBLE INSERT BLACK (AISI 304-18/8)

(For 21mm Marble)



### 3" (75mm) Width



Item Code	Size (LxWxH)mm	Length (Inches)	Item Weight	M.R.P. in ₹
16-0234-01	300 x 75 x 30mm	12"	690 gms.	5237/-
16-0234-02	450 x 75 x 30mm	18"	960 gms.	6332/-
16-0234-03	600 x 75 x 30mm	24"	1.300 Kgs.	7445/-
16-0234-04	800 x 75 x 30mm	32"	1.720 Kgs.	9169/-
16-0234-05	900 x 75 x 30mm	36"	1.920 Kgs.	10056/-
16-0234-06	1000 x 75 x 30mm	40"	2.100 Kgs.	10853/-
16-0234-07	1200 x 75 x 30mm	48"	2.500 Kgs.	12624/-

### 4" (100mm) Width



Item Code	Size (LxWxH)mm	Length (Inches)	Item Weight	M.R.P. in ₹
16-0234-08	300 x 100 x 30mm	12"	800 gms.	5393/-
16-0234-09	450 x 100 x 30mm	18"	1.175 Kgs.	6614/-
16-0234-10	600 x 100 x 30mm	24"	1.550 Kgs.	8006/-
16-0234-11	800 x 100 x 30mm	32"	2 Kgs.	10174/-
16-0234-12	900 x 100 x 30mm	36"	2.300 Kgs.	11350/-
16-0234-13	1000 x 100 x 30mm	40"	2.530 Kgs.	12274/-
16-0234-14	1200 x 100 x 30mm	48"	3 Kgs.	14377/-

### 5" (125mm) Width



Item Code	Size (LxWxH)mm	Length (Inches)	Item Weight	M.R.P. in ₹
16-0234-15	300 x 125 x 30mm	12"	950 gms.	5693/-
16-0234-16	450 x 125 x 30mm	18"	1.365 Kgs.	7203/-
16-0234-17	600 x 125 x 30mm	24"	1.800 Kgs.	8953/-
16-0234-18	800 x 125 x 30mm	32"	2.400 Kgs.	11508/-
16-0234-19	900 x 125 x 30mm	36"	2.670 Kgs.	12729/-
16-0234-20	1000 x 125 x 30mm	40"	2.975 Kgs.	14029/-
16-0234-21	1200 x 125 x 30mm	48"	3.500 Kgs.	16414/-



UPTO  
**10**  
YEARS  
WARRANTY



AISI 304  
STAINLESS STEEL



CORROSION AND  
RUST RESISTANT



EASY TO CLEAN



PREVENT PESTS



SUPERIOR DRAINAGE



ANTI-CLOGGING  
& ANTI-ODOUR

TILE-INSERT  
**SHOWER DRAIN CHANNELS**  
SPECIALLY DESIGNED  
FOR 13MM TILES

2" (51mm) Width



Item Code	Size (LxWxH)mm	Length (Inches)	Item Weight	M.R.P. in ₹
16-0203-22	300 x 51 x 30mm	12"	475 gms.	2125/-
16-0203-23	450 x 51 x 30mm	18"	710 gms.	2608/-
16-0203-24	600 x 51 x 30mm	24"	950 gms.	3070/-
16-0203-25	800 x 51 x 30mm	32"	1.260 Kgs.	3735/-
16-0203-26	900 x 51 x 30mm	36"	1.420 Kgs.	4068/-
16-0203-27	1000 x 51 x 30mm	40"	1.575 Kgs.	4405/-

## SHOWER DRAIN CHANNEL-TILE INSERT (AISI 304-18/8)

(For 13mm Tile)



### 3" (75mm) Width



Item Code	Size (LxWxH)mm	Length (Inches)	Item Weight	M.R.P. in ₹
16-0203-01	300 x 75 x 30mm	12"	650 gms.	2656/-
16-0203-02	450 x 75 x 30mm	18"	910 gms.	3243/-
16-0203-03	600 x 75 x 30mm	24"	1.230 Kgs.	3858/-
16-0203-04	800 x 75 x 30mm	32"	1.600 Kgs.	4803/-
16-0203-05	900 x 75 x 30mm	36"	1.800 Kgs.	5183/-
16-0203-06	1000 x 75 x 30mm	40"	2 Kgs.	5518/-
16-0203-07	1200 x 75 x 30mm	48"	2.400 Kgs.	6320/-

### 4" (100mm) Width



Item Code	Size (LxWxH)mm	Length (Inches)	Item Weight	M.R.P. in ₹
16-0203-08	300 x 100 x 30mm	12"	746 gms.	2751/-
16-0203-09	450 x 100 x 30mm	18"	1.110 Kgs.	3363/-
16-0203-10	600 x 100 x 30mm	24"	1.500 Kgs.	4075/-
16-0203-11	800 x 100 x 30mm	32"	1.960 Kgs.	5095/-
16-0203-12	900 x 100 x 30mm	36"	2.200 Kgs.	5460/-
16-0203-13	1000 x 100 x 30mm	40"	2.425 Kgs.	5818/-
16-0203-14	1200 x 100 x 30mm	48"	2.900 Kgs.	6750/-

### 5" (125mm) Width



Item Code	Size (LxWxH)mm	Length (Inches)	Item Weight	M.R.P. in ₹
16-0203-15	300 x 125 x 30mm	12"	880 gms.	2992/-
16-0203-16	450 x 125 x 30mm	18"	1.350 Kgs.	3715/-
16-0203-17	600 x 125 x 30mm	24"	1.800 Kgs.	4413/-
16-0203-18	800 x 125 x 30mm	32"	2.280 Kgs.	5413/-
16-0203-19	900 x 125 x 30mm	36"	2.570 Kgs.	5948/-
16-0203-20	1000 x 125 x 30mm	40"	2.840 Kgs.	6480/-
16-0203-21	1200 x 125 x 30mm	48"	3.400 Kgs.	7575/-





2" (51mm) Width



Item Code	Size (LxWxH)mm	Length (Inches)	Item Weight	M.R.P. in ₹
16-0219-22	300 x 51 x 30mm	12"	475 gms.	4090/-
16-0219-23	450 x 51 x 30mm	18"	710 gms.	4927/-
16-0219-24	600 x 51 x 30mm	24"	950 gms.	5761/-
16-0219-25	800 x 51 x 30mm	32"	1.260 Kgs.	6806/-
16-0219-26	900 x 51 x 30mm	36"	1.420 Kgs.	7524/-
16-0219-27	1000 x 51 x 30mm	40"	1.575 Kgs.	8245/-



## SHOWER DRAIN CHANNEL-TILE INSERT YELLOW GOLD (AISI 304-18/8)



### 3" (75mm) Width



Item Code	Size (LxWxH)mm	Length (Inches)	Item Weight	M.R.P. in ₹
16-0219-01	300 x 75 x 30mm	12"	680 gms.	4706/-
16-0219-02	450 x 75 x 30mm	18"	1 Kgs.	5695/-
16-0219-03	600 x 75 x 30mm	24"	1.300 Kgs.	6708/-
16-0219-04	800 x 75 x 30mm	32"	1.700 Kgs.	8064/-
16-0219-05	900 x 75 x 30mm	36"	2 Kgs.	8845/-
16-0219-06	1000 x 75 x 30mm	40"	2.200 Kgs.	9585/-
16-0219-07	1200 x 75 x 30mm	48"	2.640 Kgs.	10740/-

3" width shower drain channel available without collar only.

### 4" (100mm) Width



Item Code	Size (LxWxH)mm	Length (Inches)	Item Weight	M.R.P. in ₹
16-0219-08	300 x 100 x 30mm	12"	790 gms.	4798/-
16-0219-09	450 x 100 x 30mm	18"	1.100 Kgs.	5814/-
16-0219-10	600 x 100 x 30mm	24"	1.500 Kgs.	6922/-
16-0219-11	800 x 100 x 30mm	32"	2 Kgs.	8350/-
16-0219-12	900 x 100 x 30mm	36"	2.110 Kgs.	9116/-
16-0219-13	1000 x 100 x 30mm	40"	2.500 Kgs.	9879/-
16-0219-14	1200 x 100 x 30mm	48"	3 Kgs.	11161/-


4" width shower drain channel available with collar only.

### 5" (125mm) Width



Item Code	Size (LxWxH)mm	Length (Inches)	Item Weight	M.R.P. in ₹
16-0219-15	300 x 125 x 30mm	12"	900 gms.	5037/-
16-0219-16	450 x 125 x 30mm	18"	1.300 Kgs.	6158/-
16-0219-17	600 x 125 x 30mm	24"	1.750 Kgs.	7232/-
16-0219-18	800 x 125 x 30mm	32"	2.250 Kgs.	8661/-
16-0219-19	900 x 125 x 30mm	36"	2.500 Kgs.	9595/-
16-0219-20	1000 x 125 x 30mm	40"	2.800 Kgs.	10527/-
16-0219-21	1200 x 125 x 30mm	48"	3.300 Kgs.	11969/-

5" width shower drain channel available with collar only.



2" (51mm) Width



Item Code	Size (LxWxH)mm	Length (Inches)	Item Weight	M.R.P. in ₹
16-0227-22	300 x 75 x 30mm	12"	475 gms.	4090/-
16-0227-23	450 x 75 x 30mm	18"	710 gms.	4927/-
16-0227-24	600 x 75 x 30mm	24"	950 gms.	5761/-
16-0227-25	800 x 75 x 30mm	32"	1.260 Kgs.	6806/-
16-0227-26	900 x 75 x 30mm	36"	1.420 Kgs.	7524/-
16-0227-27	1000 x 75 x 30mm	40"	1.575 Kgs.	8245/-



## SHOWER DRAIN CHANNEL-TILE INSERT ANTIQUE COPPER (AISI 304-18/8)



### 3" (75mm) Width



Item Code	Size (LxWxH)mm	Length (Inches)	Item Weight	M.R.P. in ₹
16-0227-01	300 x 75 x 30mm	12"	680 gms.	4706/-
16-0227-02	450 x 75 x 30mm	18"	1 Kgs.	5695/-
16-0227-03	600 x 75 x 30mm	24"	1.300 Kgs.	6708/-
16-0227-04	800 x 75 x 30mm	32"	1.700 Kgs.	8064/-
16-0227-05	900 x 75 x 30mm	36"	2 Kgs.	8845/-
16-0227-06	1000 x 75 x 30mm	40"	2.200 Kgs.	9585/-
16-0227-07	1200 x 75 x 30mm	48"	2.840 Kgs.	10740/-

3" width shower drain channel available without collar only.

### 4" (100mm) Width



Item Code	Size (LxWxH)mm	Length (Inches)	Item Weight	M.R.P. in ₹
16-0227-08	300 x 100 x 30mm	12"	790 gms.	4798/-
16-0227-09	450 x 100 x 30mm	18"	1.100 Kgs.	5814/-
16-0227-10	600 x 100 x 30mm	24"	1.500 Kgs.	6922/-
16-0227-11	800 x 100 x 30mm	32"	2 Kgs.	8350/-
16-0227-12	900 x 100 x 30mm	36"	2.110 Kgs.	9116/-
16-0227-13	1000 x 100 x 30mm	40"	2.500 Kgs.	9879/-
16-0227-14	1200 x 100 x 30mm	48"	3 Kgs.	11161/-

4" width shower drain channel available with collar only.

### 5" (125mm) Width



Item Code	Size (LxWxH)mm	Length (Inches)	Item Weight	M.R.P. in ₹
16-0227-15	300 x 125 x 30mm	12"	900 gms.	5037/-
16-0227-16	450 x 125 x 30mm	18"	1.300 Kgs.	6158/-
16-0227-17	600 x 125 x 30mm	24"	1.750 Kgs.	7232/-
16-0227-18	800 x 125 x 30mm	32"	2.250 Kgs.	8661/-
16-0227-19	900 x 125 x 30mm	36"	2.500 Kgs.	9595/-
16-0227-20	1000 x 125 x 30mm	40"	2.800 Kgs.	10527/-
16-0227-21	1200 x 125 x 30mm	48"	3.300 Kgs.	11969/-

5" width shower drain channel available with collar only.





2" (51mm) Width



Item Code	Size (LxWxH)mm	Length (Inches)	Item Weight	M.R.P. in ₹
16-0235-22	300 x 51 x 30mm	12"	475 gms.	4622/-
16-0235-23	450 x 51 x 30mm	18"	710 gms.	5561/-
16-0235-24	600 x 51 x 30mm	24"	950 gms.	6498/-
16-0235-25	800 x 51 x 30mm	32"	1.260 Kgs.	7914/-
16-0235-26	900 x 51 x 30mm	36"	1.420 Kgs.	8732/-
16-0235-27	1000 x 51 x 30mm	40"	1.575 Kgs.	9535/-

## SHOWER DRAIN CHANNEL-TILE INSERT BLACK (AISI 304-18/8)

(For 13mm Tile)



### 3" (75mm) Width



Item Code	Size (LxWxH)mm	Length (Inches)	Item Weight	M.R.P. in ₹
16-0235-01	300 x 75 x 30mm	12"	650 gms.	5237/-
16-0235-02	450 x 75 x 30mm	18"	910 gms.	6332/-
16-0235-03	600 x 75 x 30mm	24"	1.230 Kgs.	7445/-
16-0235-04	800 x 75 x 30mm	32"	1.600 Kgs.	9169/-
16-0235-05	900 x 75 x 30mm	36"	1.800 Kgs.	10056/-
16-0235-06	1000 x 75 x 30mm	40"	2 Kgs.	10853/-
16-0235-07	1200 x 75 x 30mm	48"	2.400 Kgs.	12624/-

### 4" (100mm) Width



Item Code	Size (LxWxH)mm	Length (Inches)	Item Weight	M.R.P. in ₹
16-0235-08	300 x 100 x 30mm	12"	746 gms.	5393/-
16-0235-09	450 x 100 x 30mm	18"	1.110 Kgs.	6614/-
16-0235-10	600 x 100 x 30mm	24"	1.500 Kgs.	8006/-
16-0235-11	800 x 100 x 30mm	32"	1.960 Kgs.	10174/-
16-0235-12	900 x 100 x 30mm	36"	2.200 Kgs.	11350/-
16-0235-13	1000 x 100 x 30mm	40"	2.425 Kgs.	12274/-
16-0235-14	1200 x 100 x 30mm	48"	2.900 Kgs.	14377/-

### 5" (125mm) Width



Item Code	Size (LxWxH)mm	Length (Inches)	Item Weight	M.R.P. in ₹
16-0235-15	300 x 125 x 30mm	12"	880 gms.	5693/-
16-0235-16	450 x 125 x 30mm	18"	1.350 Kgs.	7203/-
16-0235-17	600 x 125 x 30mm	24"	1.800 Kgs.	8953/-
16-0235-18	800 x 125 x 30mm	32"	2.280 Kgs.	11508/-
16-0235-19	900 x 125 x 30mm	36"	2.570 Kgs.	12729/-
16-0235-20	1000 x 125 x 30mm	40"	2.840 Kgs.	14029/-
16-0235-21	1200 x 125 x 30mm	48"	3.400 Kgs.	16414/-



## SHOWER DRAIN CHANNEL MARBLE INSERT-SQUARE (AISI 304-18/8)



FOR 21MM MARBLE




Item Code	Size in mm	Size in Inches	Item Weight	M.R.P. in ₹
16-0204-05	102 x 102mm	4" x 4"	418 gms.	1592/-
16-0204-01	123 x 123mm	5" x 5"	535 gms.	1661/-
16-0204-02	150 x 150mm	6" x 6"	565 gms.	1913/-
16-0204-03	200 x 200mm	8" x 8"	1.150 Kgs.	3073/-
16-0204-04	300 x 300mm	12" x 12"	2.100 Kgs.	4636/-

(with S.S. Cockroach Trap)

## SHOWER DRAIN CHANNEL TILE INSERT-SQUARE (AISI 304-18/8)

FOR 13MM TILE



Item Code	Size in mm	Size in Inches	Item Weight	M.R.P. in ₹
16-0205-05	102 x 102mm	4" x 4"	400 gms.	1592/-
16-0205-01	123 x 123mm	5" x 5"	535 gms.	1661/-
16-0205-02	150 x 150mm	6" x 6"	690 gms.	1913/-
16-0205-03	200 x 200mm	8" x 8"	1 Kgs.	3073/-
16-0205-04	300 x 300mm	12" x 12"	1.950 Kgs.	4636/-

(with S.S. Cockroach Trap)





## SHOWER DRAIN CHANNEL MARBLE INSERT-SQUARE YELLOW GOLD (AISI 304-18/8)



FOR 21MM MARBLE




Item Code	Size in mm	Size in Inches	Item Weight	M.R.P. in ₹
16-0220-05	102 x 102mm	4" x 4"	418 gms.	2535/-
16-0220-01	123 x 123mm	5" x 5"	535 gms.	2664/-
16-0220-02	150 x 150mm	6" x 6"	565 gms.	3111/-
16-0220-03	200 x 200mm	8" x 8"	1.150 Kgs.	5493/-
16-0220-04	300 x 300mm	12" x 12"	2.100 Kgs.	9093/-

(with S.S. Cockroach Trap)


## SHOWER DRAIN CHANNEL TILE INSERT-SQUARE YELLOW GOLD (AISI 304-18/8)

FOR 13MM TILE



Item Code	Size in mm	Size in Inches	Item Weight	M.R.P. in ₹
16-0221-05	102 x 102mm	4" x 4"	400 gms.	2535/-
16-0221-01	123 x 123mm	5" x 5"	535 gms.	2664/-
16-0221-02	150 x 150mm	6" x 6"	690 gms.	3111/-
16-0221-03	200 x 200mm	8" x 8"	1 Kgs.	5493/-
16-0221-04	300 x 300mm	12" x 12"	1.950 Kgs.	9093/-

(with S.S. Cockroach Trap)



## SHOWER DRAIN CHANNEL MARBLE INSERT-SQUARE ANTIQUE COPPER (AISI 304-18/8)



FOR 21MM MARBLE



Item Code	Size in mm	Size in Inches	Item Weight	M.R.P. in ₹
16-0228-05	102 x 102mm	4" x 4"	418 gms.	2535/-
16-0228-01	123 x 123mm	5" x 5"	535 gms.	2664/-
16-0228-02	150 x 150mm	6" x 6"	565 gms.	3111/-
16-0228-03	200 x 200mm	8" x 8"	1.150 Kgs.	5493/-
16-0228-04	300 x 300mm	12" x 12"	2.100 Kgs.	9093/-

(with S.S. Cockroach Trap)


## SHOWER DRAIN CHANNEL TILE INSERT-SQUARE ANTIQUE COPPER (AISI 304-18/8)

FOR 13MM TILE



Item Code	Size in mm	Size in Inches	Item Weight	M.R.P. in ₹
16-0229-05	102 x 102mm	4" x 4"	400 gms.	2535/-
16-0229-01	123 x 123mm	5" x 5"	535 gms.	2664/-
16-0229-02	150 x 150mm	6" x 6"	690 gms.	3111/-
16-0229-03	200 x 200mm	8" x 8"	1 Kgs.	5493/-
16-0229-04	300 x 300mm	12" x 12"	1.950 Kgs.	9093/-

(with S.S. Cockroach Trap)





## SHOWER DRAIN CHANNEL MARBLE INSERT-SQUARE BLACK (AISI 304-18/8)



FOR 21MM MARBLE




Item Code	Size in mm	Size in Inches	Item Weight	M.R.P. in ₹
16-0236-05	102 x 102mm	4" x 4"	418 gms.	2943/-
16-0236-01	123 x 123mm	5" x 5"	535 gms.	3074/-
16-0236-02	150 x 150mm	6" x 6"	565 gms.	3727/-
16-0236-03	200 x 200mm	8" x 8"	1.150 Kgs.	6106/-
16-0236-04	300 x 300mm	12" x 12"	2.100 Kgs.	10219/-

(with S.S. Cockroach Trap)

## SHOWER DRAIN CHANNEL TILE INSERT-SQUARE BLACK (AISI 304-18/8)

FOR 13MM TILE



Item Code	Size in mm	Size in Inches	Item Weight	M.R.P. in ₹
16-0237-05	102 x 102mm	4" x 4"	400 gms.	2943/-
16-0237-01	123 x 123mm	5" x 5"	535 gms.	3053/-
16-0237-02	150 x 150mm	6" x 6"	690 gms.	3727/-
16-0237-03	200 x 200mm	8" x 8"	1 Kgs.	6106/-
16-0237-04	300 x 300mm	12" x 12"	1.950 Kgs.	10219/-

(with S.S. Cockroach Trap)







SPECIALLY DESIGNED SS 304 INSERT  
TO GIVE EXTRA STRENGTH

# PTMT COLLECTION



Resistant to Domestic  
Cleaners, Disinfectants & Acids



Made-in-India Cartridges  
ensure lifetime leakage-free  
operation



Made from food grade PTMT making  
it fit for drinking water consumption



High-endurance for Extreme  
Hot & Cold Temperatures



Does Not Need Polishing  
or Lubrication



Compatible with Hard  
Water Supply



ISI Marked



Three Years Warranty



100% Made in India

## METRO COLLECTION (IVORY COLOUR)



**Bib Cock**

Code : 15-0101  
Weight : 105 gms.  
M.R.P. ₹ : 246/-



**Nozzle Bib Cock**

Code : 15-0201  
Weight : 115 gms.  
M.R.P. ₹ : 255/-



**Bib Cock Long Body**

Code : 15-0301  
Weight : 110 gms.  
M.R.P. ₹ : 255/-



**Pillar Cock**

Code : 15-0401  
Weight : 115 gms.  
M.R.P. ₹ : 255/-



**2 Way Bib Cock**

Code : 15-0501  
Weight : 215 gms.  
M.R.P. ₹ : 470/-



**2 Way Angle Valve**

Code : 15-0601  
Weight : 180 gms.  
M.R.P. ₹ : 452/-



**Angle Cock**

Code : 15-0701  
Weight : 95 gms.  
M.R.P. ₹ : 246/-



**Sink Cock**

Code : 15-0801  
Weight : 215 gms.  
M.R.P. ₹ : 507/-



**Swan Neck**

Code : 15-0901  
Weight : 225 gms.  
M.R.P. ₹ : 494/-



SPECIALLY DESIGNED SS 304 INSERT TO GIVE EXTRA STRENGTH

## INDIGO ROUND COLLECTION (WHITE/BLUE COLOUR)



**Bib Cock**

Code : 15-0108  
Weight : 104 gms.  
M.R.P. ₹ : 249/-



**Nozzle Bib Cock**

Code : 15-0208  
Weight : 113 gms.  
M.R.P. ₹ : 261/-



**Bib Cock Long Body**

Code : 15-0308  
Weight : 110 gms.  
M.R.P. ₹ : 261/-



**Pillar Cock**

Code : 15-0408  
Weight : 114 gms.  
M.R.P. ₹ : 261/-



**2 Way Bib Cock**

Code : 15-0508  
Weight : 214 gms.  
M.R.P. ₹ : 476/-



**2 Way Angle Valve**

Code : 15-0608  
Weight : 180 gms.  
M.R.P. ₹ : 455/-



**Angle Cock**

Code : 15-0708  
Weight : 94 gms.  
M.R.P. ₹ : 249/-



**Sink Cock**

Code : 15-0808  
Weight : 195 gms.  
M.R.P. ₹ : 513/-



**Swan Neck**

Code : 15-0908  
Weight : 210 gms.  
M.R.P. ₹ : 500/-

**GOLD ROUND COLLECTION (IVORY/GOLD COLOUR)**



**Bib Cock**  
Code : 15-0109  
Weight : 105 gms.  
M.R.P. ₹ : 249/-



**Nozzle Bib Cock**  
Code : 15-0209  
Weight : 115 gms.  
M.R.P. ₹ : 261/-



**Bib Cock Long Body**  
Code : 15-0309  
Weight : 110 gms.  
M.R.P. ₹ : 261/-



**Pillar Cock**  
Code : 15-0409  
Weight : 115 gms.  
M.R.P. ₹ : 261/-



**2 Way Bib Cock**  
Code : 15-0509  
Weight : 215 gms.  
M.R.P. ₹ : 476/-



**2 Way Angle Valve**  
Code : 15-0609  
Weight : 180 gms.  
M.R.P. ₹ : 455/-



**Angle Cock**  
Code : 15-0709  
Weight : 95 gms.  
M.R.P. ₹ : 249/-



**Sink Cock**  
Code : 15-0809  
Weight : 215 gms.  
M.R.P. ₹ : 513/-



**Swan Neck**  
Code : 15-0909  
Weight : 225 gms.  
M.R.P. ₹ : 500/-



SPECIALLY DESIGNED SS 304 INSERT TO GIVE EXTRA STRENGTH

**CITY COLLECTION (IVORY COLOUR)**



**Bib Cock**  
Code : 15-0102  
Weight : 105 gms.  
M.R.P. ₹ : 255/-



**Nozzle Bib Cock**  
Code : 15-0202  
Weight : 115 gms.  
M.R.P. ₹ : 264/-



**Bib Cock Long Body**  
Code : 15-0302  
Weight : 110 gms.  
M.R.P. ₹ : 264/-



**Pillar Cock**  
Code : 15-0402  
Weight : 115 gms.  
M.R.P. ₹ : 264/-



**2 Way Bib Cock**  
Code : 15-0502  
Weight : 215 gms.  
M.R.P. ₹ : 479/-



**2 Way Angle Valve**  
Code : 15-0602  
Weight : 180 gms.  
M.R.P. ₹ : 467/-



**Angle Cock**  
Code : 15-0702  
Weight : 95 gms.  
M.R.P. ₹ : 255/-



**Sink Cock**  
Code : 15-0802  
Weight : 215 gms.  
M.R.P. ₹ : 510/-



**Swan Neck**  
Code : 15-0902  
Weight : 225 gms.  
M.R.P. ₹ : 510/-



**GOLD OVAL COLLECTION** (IVORY/GOLD COLOUR)



**Bib Cock**  
Code : 15-0113  
Weight : 105 gms.  
M.R.P. ₹ : 261/-



**Nozzle Bib Cock**  
Code : 15-0213  
Weight : 115 gms.  
M.R.P. ₹ : 270/-



**Bib Cock Long Body**  
Code : 15-0313  
Weight : 110 gms.  
M.R.P. ₹ : 270/-



**Pillar Cock**  
Code : 15-0413  
Weight : 115 gms.  
M.R.P. ₹ : 270/-



**2 Way Bib Cock**  
Code : 15-0513  
Weight : 215 gms.  
M.R.P. ₹ : 485/-



**2 Way Angle Valve**  
Code : 15-0613  
Weight : 180 gms.  
M.R.P. ₹ : 470/-



**Angle Cock**  
Code : 15-0713  
Weight : 95 gms.  
M.R.P. ₹ : 261/-



**Sink Cock**  
Code : 15-0813  
Weight : 215 gms.  
M.R.P. ₹ : 528/-



**Swan Neck**  
Code : 15-0913  
Weight : 225 gms.  
M.R.P. ₹ : 516/-



SPECIALLY DESIGNED SS 304 NIBBIT TO GIVE EXTRA STRENGTH

**INDIGO OVAL COLLECTION** (WHITE/BLUE COLOUR)



**Bib Cock**  
Code : 15-0112  
Weight : 105 gms.  
M.R.P. ₹ : 261/-



**Nozzle Bib Cock**  
Code : 15-0212  
Weight : 115 gms.  
M.R.P. ₹ : 270/-



**Bib Cock Long Body**  
Code : 15-0312  
Weight : 110 gms.  
M.R.P. ₹ : 270/-



**Pillar Cock**  
Code : 15-0412  
Weight : 115 gms.  
M.R.P. ₹ : 270/-



**2 Way Bib Cock**  
Code : 15-0512  
Weight : 215 gms.  
M.R.P. ₹ : 485/-



**2 Way Angle Valve**  
Code : 15-0612  
Weight : 180 gms.  
M.R.P. ₹ : 470/-



**Angle Cock**  
Code : 15-0712  
Weight : 95 gms.  
M.R.P. ₹ : 261/-



**Sink Cock**  
Code : 15-0812  
Weight : 215 gms.  
M.R.P. ₹ : 528/-



**Swan Neck**  
Code : 15-0912  
Weight : 225 gms.  
M.R.P. ₹ : 516/-

**GOLD CURVE COLLECTION (IVORY/GOLD COLOUR)**



**Bib Cock**  
Code : 15-0106  
Weight : 98 gms.  
M.R.P. ₹ : 258/-



**Nozzle Bib Cock**  
Code : 15-0206  
Weight : 112 gms.  
M.R.P. ₹ : 282/-



**Bib Cock Long Body**  
Code : 15-0306  
Weight : 110 gms.  
M.R.P. ₹ : 282/-



**Pillar Cock**  
Code : 15-0406  
Weight : 115 gms.  
M.R.P. ₹ : 282/-



**2 Way Bib Cock**  
Code : 15-0506  
Weight : 215 gms.  
M.R.P. ₹ : 582/-



**2 Way Angle Valve**  
Code : 15-0606  
Weight : 165 gms.  
M.R.P. ₹ : 582/-



**Angle Cock**  
Code : 15-0706  
Weight : 95 gms.  
M.R.P. ₹ : 252/-



**Sink Cock**  
Code : 15-0806  
Weight : 205 gms.  
M.R.P. ₹ : 567/-



**Swan Neck**  
Code : 15-0906  
Weight : 220 gms.  
M.R.P. ₹ : 567/-



SPECIALLY DESIGNED SS 304 INSERT TO GIVE EXTRA STRENGTH

**INDIGO CURVE COLLECTION (WHITE/BLUE COLOUR)**



**Bib Cock**  
Code : 15-0107  
Weight : 98 gms.  
M.R.P. ₹ : 258/-



**Nozzle Bib Cock**  
Code : 15-0207  
Weight : 112 gms.  
M.R.P. ₹ : 282/-



**Bib Cock Long Body**  
Code : 15-0307  
Weight : 110 gms.  
M.R.P. ₹ : 282/-



**Pillar Cock**  
Code : 15-0407  
Weight : 115 gms.  
M.R.P. ₹ : 282/-



**2 Way Bib Cock**  
Code : 15-0507  
Weight : 215 gms.  
M.R.P. ₹ : 582/-



**2 Way Angle Valve**  
Code : 15-0607  
Weight : 165 gms.  
M.R.P. ₹ : 582/-



**Angle Cock**  
Code : 15-0707  
Weight : 95 gms.  
M.R.P. ₹ : 252/-



**Sink Cock**  
Code : 15-0807  
Weight : 205 gms.  
M.R.P. ₹ : 567/-



**Swan Neck**  
Code : 15-0907  
Weight : 220 gms.  
M.R.P. ₹ : 567/-

OCEAN SQUARE COLLECTION (WHITE/AQUA COLOUR)



**Bib Cock**

Code : 15-0110  
Weight : 200 gms.  
M.R.P. ₹ : 566/-



**Bib Cock Long Body**

Code : 15-0310  
Weight : 250 gms.  
M.R.P. ₹ : 652/-



**Pillar Cock**

Code : 15-0410  
Weight : 270 gms.  
M.R.P. ₹ : 709/-



**2 Way Bib Cock**

Code : 15-0510  
Weight : 350 gms.  
M.R.P. ₹ : 1040/-



**2 Way Angle Valve**

Code : 15-0610  
Weight : 310 gms.  
M.R.P. ₹ : 1040/-



**Angle Cock**

Code : 15-0710  
Weight : 160 gms.  
M.R.P. ₹ : 543/-



**Sink Cock**

Code : 15-0810  
Weight : 350 gms.  
M.R.P. ₹ : 1206/-



**Swan Neck**

Code : 15-0910  
Weight : 375 gms.  
M.R.P. ₹ : 1269/-



SPECIALLY DESIGNED SS 304 INSERT TO GIVE EXTRA STRENGTH

SILVER CURVE COLLECTION (WHITE/GREY COLOUR)



**Bib Cock**

Code : 15-0111  
Weight : 270 gms.  
M.R.P. ₹ : 829/-



**Bib Cock Long Body**

Code : 15-0311  
Weight : 300 gms.  
M.R.P. ₹ : 955/-



**Pillar Cock**

Code : 15-0411  
Weight : 350 gms.  
M.R.P. ₹ : 1032/-



**Angle Cock**

Code : 15-0711  
Weight : 180 gms.  
M.R.P. ₹ : 772/-



**Sink Cock**

Code : 15-0811  
Weight : 350 gms.  
M.R.P. ₹ : 1303/-



**Swan Neck**

Code : 15-0911  
Weight : 375 gms.  
M.R.P. ₹ : 1375/-



## P.T.M.T. ACCESSORIES

### Push Cock (PTMT)

Code : 15-1003-01  
Weight : 50 gms.  
M.R.P. ₹ : 200/-



### Connection Pipe 12"

Code : 15-1103-01  
Weight : 60 gms.  
M.R.P. ₹ : 120/-



### Connection Pipe 18"

Code : 15-1103-02  
Weight : 75 gms.  
M.R.P. ₹ : 135/-



### Connection Pipe 24"

Code : 15-1103-03  
Weight : 95 gms.  
M.R.P. ₹ : 149/-



### Connection Pipe 30"

Code : 15-1103-04  
Weight : 105 gms.  
M.R.P. ₹ : 169/-



### Connection Pipe 36"

Code : 15-1103-05  
Weight : 130 gms.  
M.R.P. ₹ : 178/-



### Ball Cock (15mm)

Code : 15-1303-01  
Weight : 170 gms.  
M.R.P. ₹ : 369/-



### Ball Cock (20mm)

Code : 15-1303-03  
Weight : 240 gms.  
M.R.P. ₹ : 472/-



### Ball Cock (25mm)

Code : 15-1303-02  
Weight : 415 gms.  
M.R.P. ₹ : 835/-



### Jet Spray Multi (1 Mtr.)

Code : 15-1203-01  
Weight : 135 gms.  
M.R.P. ₹ : 263/-



### Jet Spray Multi (1.5 Mtr.)

Code : 15-1203-02  
Weight : 160 gms.  
M.R.P. ₹ : 309/-



### Jet Spray Straight (1 Mtr.)

Code : 15-1203-03  
Weight : 140 gms.  
M.R.P. ₹ : 263/-



### Jet Spray Straight (1.5 Mtr.)

Code : 15-1203-04  
Weight : 165 gms.  
M.R.P. ₹ : 309/-



### Bottle Trap-PVC (12")

Code : 17-0604  
Weight : 355 gms.  
M.R.P. ₹ : 478/-



### PTMT Bottle Traps Prevents :

- Pests
- Odour
- Blockages



**Round Soap Dish**  
Code : 12-0504-01  
Weight : 60 gms.  
M.R.P. ₹ : 144/-



**Square Soap Dish**  
Code : 12-0504-02  
Weight : 65 gms.  
M.R.P. ₹ : 144/-



**Round Double Soap Dish**  
Code : 12-0704-01  
Weight : 125 gms.  
M.R.P. ₹ : 240/-



**Square Double Soap Dish**  
Code : 12-0704-02  
Weight : 130 gms.  
M.R.P. ₹ : 253/-



**Round Liquid Soap Dispenser (Wall Mounted)**  
Code : 12-1504-01  
Weight : 115 gms.  
M.R.P. ₹ : 406/-



**Square Liquid Soap Dispenser (Wall Mounted)**  
Code : 12-1504-02  
Weight : 200 gms.  
M.R.P. ₹ : 406/-



**Round Towel Ring**  
Code : 12-1104-01  
Weight : 70 gms.  
M.R.P. ₹ : 208/-



**Square Towel Ring**  
Code : 12-1104-02  
Weight : 75 gms.  
M.R.P. ₹ : 208/-



**Square Towel Rod 21"**  
Code : 12-1204-02  
Weight : 150 gms.  
M.R.P. ₹ : 282/-



**Round Towel Rod 21"**  
Code : 12-1204-01  
Weight : 170 gms.  
M.R.P. ₹ : 282/-



**Round Shelf Tray**  
Code : 12-1604-01  
Size : 5½" x 18"  
Weight : 290 gms.  
M.R.P. ₹ : 464/-



**Square Shelf Tray**  
Code : 12-1604-02  
Size : 5½" x 18"  
Weight : 300 gms.  
M.R.P. ₹ : 464/-



**Multi Shelf Tray (5"x16")**  
Code : 12-1604-05  
Weight : 222 gms.  
M.R.P. ₹ : 419/-



**2 in 1 Shelf Tray**  
Code : 12-1604-06  
Weight : 90 gms.  
M.R.P. ₹ : 222/-



**3 in 1 Shelf Tray**  
Code : 12-1604-07  
Weight : 155 gms.  
M.R.P. ₹ : 298/-



**4 in 1 Shelf Tray**  
Code : 12-1604-08  
Weight : 215 gms.  
M.R.P. ₹ : 369/-



**Round Corner Shelf Tray Small (Set of 3)**  
Code : 12-1604-03  
Size : 7" / 9" / 11"  
M.R.P. ₹ : 916/-



**Round Corner Shelf Tray Big (Set of 3)**  
Code : 12-1604-04  
Size : 9" / 11" / 13"  
M.R.P. ₹ : 1172/-



**5 in 1 Shelf Tray**  
Code : 12-1604-09  
Weight : 220 gms.  
M.R.P. ₹ : 390/-



**Setup Box Stand**  
Code : 12-1604-10  
Weight : 290 gms.  
M.R.P. ₹ : 516/-



Ruhe®

Air Freshener Technology



Ruhe®





**FLUSHING CISTERN (SQUARE)**

**8½  
LITERS**  
CAPACITY

**1  
YEAR**  
WARRANTY



ITEM CODE	ITEM WEIGHT	M.R.P. in ₹
18-0401-03 WHITE	1.472Kgs.	1685/-
18-0401-02 SKY BLUE	1.472Kgs.	1685/-
18-0401-01 PINK	1.472Kgs.	1685/-



TOUGH/DURABLE  
MATERIAL



POWERFUL  
FLUSH



ANTI-BACTERIAL  
MATERIAL



QUICK & EASY TO  
INSTALL

**FLUSHING CISTERN (ROUND)**



ITEM CODE	ITEM WEIGHT	M.R.P. in ₹
18-0402-01 WHITE	1.155Kgs.	1685/-
18-0402-03 SKY BLUE	1.155Kgs.	1685/-
18-0402-02 PINK	1.155Kgs.	1685/-

**10  
LITERS**  
CAPACITY

**1  
YEAR**  
WARRANTY

**FLUSHING CISTERN  
PACIFIC (WHITE)**

**8  
LITERS**  
CAPACITY

**1  
YEAR**  
WARRANTY



ITEM CODE	ITEM WEIGHT	M.R.P. in ₹
18-0404-01	1.565Kgs.	2235/-

**FLUSHING CISTERN  
ATLANTIC (WHITE)**

**8  
LITERS**  
CAPACITY

**1  
YEAR**  
WARRANTY



ITEM CODE	ITEM WEIGHT	M.R.P. in ₹
18-0403-01	1.445Kgs.	1850/-

**SOFT CLOSING  
SEAT COVER**  
FOR NOISELESS  
CLOSURE

**1**  
YEAR  
WARRANTY

PREMIUM PLASTIC

SOLID BUILD

RESILIENT

DURABLE



**TOILET SEAT COVER**



**EXCLUSIVE STANZA TOILET  
SEAT COVER (SOFT CLOSE)**

ITEM CODE	ITEM WEIGHT	M.R.P. in ₹
18-0301-03	1200gms.	1340/-



**EXCLUSIVE OVAL TOILET  
SEAT COVER (SOFT CLOSE)**

ITEM CODE	ITEM WEIGHT	M.R.P. in ₹
18-0305-01	1200gms.	1340/-

## TOILET SEAT COVER



### EXCLUSIVE ROUND SEAT COVER (SOFT CLOSE)

### EXCLUSIVE SQUARE TOILET SEAT COVER (SOFT CLOSE)

ITEM CODE	ITEM WEIGHT	M.R.P. in ₹
18-0302-02	1169 gms.	1190/-

ITEM CODE	ITEM WEIGHT	M.R.P. in ₹
18-0301-01	1194 gms.	1190/-



### ELITE ROUND TOILET SEAT COVER (SOFT CLOSE)

### ELITE SQUARE TOILET SEAT COVER (SOFT CLOSE)

ITEM CODE	ITEM WEIGHT	M.R.P. in ₹
18-0302-05	1500 gms.	1465/-

ITEM CODE	ITEM WEIGHT	M.R.P. in ₹
18-0301-02	1500 gms.	1465/-



AVAILABLE COLOURS



### SUPER ROUND TOILET SEAT COVER

ITEM CODE	ITEM WEIGHT	M.R.P. in ₹
18-0302-01 (White)	595 gms.	898/-
18-0302-03 (Pink)	595 gms.	898/-
18-0302-04 (Blue)	595 gms.	898/-





Chrome Plated  
**VIRGIN BRASS**  
**EXTENSION NIPPLE**

## ALLIED ITEMS

### Extension Nipple (Brass)



**BRASS**

ITEM CODE	SIZE IN MM	SIZE IN INCHES	ITEM WEIGHT	M.R.P. in ₹ / Pc.
17-1201	25mm	1"	32 gms.	105/-
17-1202	40mm	1½"	50 gms.	160/-
17-1203	50mm	2"	66 gms.	200/-
17-1204	65mm	2½"	80 gms.	243/-
17-1205	75mm	3"	100 gms.	313/-
17-1206	101mm	4"	132 gms.	398/-
17-1207	152mm	6"	200 gms.	575/-

### Eco Bottle Trap



**BRASS**

ITEM CODE	SIZE IN MM	SIZE IN INCHES	ITEM WEIGHT	M.R.P. in ₹
17-0601	175mm	7"	565 gms.	1783/-
17-0602	305mm	12"	635 gms.	1853/-
17-0603	380mm	15"	665 gms.	1898/-

### ARC Bottle Trap



**BRASS**

ITEM CODE	SIZE IN MM	SIZE IN INCHES	ITEM WEIGHT	M.R.P. in ₹
17-0605	175mm	7"	605 gms.	1885/-
17-0606	305mm	12"	665 gms.	1955/-
17-0607	380mm	15"	695 gms.	2002/-

### Grab Bar Concealed (S.S.)



ITEM CODE	SIZE IN MM	SIZE IN INCHES	ITEM WEIGHT	M.R.P. in ₹
17-0707	255mm	10"	365 gms.	845/-
17-0709	405mm	16"	450 gms.	963/-

### Grab Bar



**BRASS**

ITEM CODE	SIZE IN MM	SIZE IN INCHES	ITEM WEIGHT	M.R.P. in ₹
17-0701	250mm	10"	340 gms.	1328/-
17-0702	400mm	16"	455 gms.	1765/-
17-0703	600mm	24"	615 gms.	2365/-

### Grab Bar (Concealed)



**BRASS**

ITEM CODE	SIZE IN MM	SIZE IN INCHES	ITEM WEIGHT	M.R.P. in ₹
17-0704	255mm	10"	465 gms.	1793/-
17-0705	405mm	16"	600 gms.	2300/-
17-0706	610mm	24"	730 gms.	2790/-

## ALLIED ITEMS

### Bottle Trap Pipe (S.S.)



ITEM CODE	SIZE IN MM	SIZE IN INCHES	ITEM WEIGHT	M.R.P. in ₹ / Pc.
17-0608	127mm	5"	55 gms.	155/-
17-0609	178mm	7"	77 gms.	188/-
17-0610	305mm	12"	139 gms.	250/-
17-0611	380mm	15"	175 gms.	365/-
17-0612	457mm	18"	208 gms.	398/-
17-0613	610mm	24"	260 gms.	453/-

### Straight Wash Basin Bracket



ITEM CODE	SIZE IN MM	SIZE IN INCHES	ITEM WEIGHT	M.R.P. in ₹ / Pc.
17-2801	254mm	10"	112 gms.	304/-
17-2802	305mm	12"	122 gms.	353/-
17-2803	380mm	15"	151 gms.	430/-
17-2804	457mm	18"	193 gms.	503/-

Hex Nipple (1")  
Code : 17-1301  
Weight : 50 gms.  
M.R.P. ₹ : 178/-



BRASS

Tee Fittings  
Code : 17-1401  
Weight : 65 gms.  
M.R.P. ₹ : 225/-



BRASS

Socket Fitting  
Code : 17-1501  
Weight : 35 gms.  
M.R.P. ₹ : 123/-



BRASS

Elbow Fitting  
Code : 17-1601  
Weight : 65 gms.  
M.R.P. ₹ : 218/-



BRASS

Square Push Cock  
Code : 17-1101  
Weight : 125 gms.  
M.R.P. ₹ : 603/-



Urinal Spreader  
Code : 17-1702  
Weight : 165 gms.  
M.R.P. ₹ : 598/-



Urinal Spreader (with Hex)  
Code : 17-1701  
Weight : 150 gms.  
M.R.P. ₹ : 638/-



Urinal Bracket-S.S.  
Code : 17-1804  
Weight : 164 gms.  
M.R.P. ₹ : 323/-



Rack Bolt 10mm  
Code : 17-1801  
Weight : 190 gms.  
M.R.P. ₹ : 115/-



(Rag Bolt For Wash Basin)

Rack Bolt 10mm-SS  
Code : 17-1802  
Weight : 205 gms.  
M.R.P. ₹ : 183/-



(Rag Bolt For Wash Basin)

Rack Bolt 12mm-KHLR  
Code : 17-1803  
Weight : 205 gms.  
M.R.P. ₹ : 673/-



(Full SS)

Rack Bolt 16mm x 6"  
Code : 17-1806  
Weight : 210 gms.  
M.R.P. ₹ : 645/-



(Rag Bolt For WC)

Rack Bolt 16mm x 9"  
Code : 17-1805  
Weight : 195 gms.  
M.R.P. ₹ : 753/-



(Rag Bolt For WC)

Thread Seal PTFE Tape  
Code : 17-1901  
Weight : 10 gms.  
M.R.P. ₹ : 30/-







## SMOOTH PUSH-BUTTON

### OPERATION

Easy to open and close. Can be pressed manually, ensuring long life time of the drain stopper.

Pop-up  
Function



## WASTE COUPLING

Full Thread Waste Coupling 3"

Code : 17-0301

Weight : 155 gms.

M.R.P. ₹ : 435/-



Full Thread Waste Coupling 5"

Code : 17-0302

Weight : 220 gms.

M.R.P. ₹ : 518/-



**BRASS**

Pop-Up Waste Coupling 3"

Code : 17-0304

Weight : 180 gms.

M.R.P. ₹ : 920/-



**BRASS**

Pop-Up Waste Coupling 5"

Code : 17-0305

Weight : 249 gms.

M.R.P. ₹ : 1510/-



**BRASS**

Pop-Up Waste Coupling Black 3"

Code : 17-0308

Weight : 180 gms.

M.R.P. ₹ : 1028/-



**BRASS**

Pop-Up Waste Coupling Black 5"

Code : 17-0311

Weight : 249 gms.

M.R.P. ₹ : 1598/-



**BRASS**

Pop-Up Waste Coupling Copper 3"

Code : 17-0307

Weight : 180 gms.

M.R.P. ₹ : 1028/-



**BRASS**

Pop-Up Waste Coupling Copper 5"

Code : 17-0310

Weight : 249 gms.

M.R.P. ₹ : 1598/-



**BRASS**

Pop-Up Waste Coupling Gold 3"

Code : 17-0306

Weight : 180 gms.

M.R.P. ₹ : 1028/-



**BRASS**

Pop-Up Waste Coupling Gold 5"

Code : 17-0309

Weight : 249 gms.

M.R.P. ₹ : 1598/-



## JET SPRAY (AISI 304-18/8)

Jet Spray-Flat Nozzle



ITEM CODE	SIZE IN MM	SIZE	M.R.P. in ₹
18-0201-01	610mm	2 feet	490/-
18-0201-02	1000mm	1 meter	528/-

Jet Spray-Round Nozzle



ITEM CODE	SIZE IN MM	SIZE	M.R.P. in ₹
18-0202-01	610mm	2 feet	523/-
18-0202-02	1000mm	1 meter	558/-

Jet Spray-Triangle



ITEM CODE	SIZE IN MM	SIZE	M.R.P. in ₹
18-0203-01	610mm	2 feet	513/-
18-0203-02	1000mm	1 meter	548/-

## SOAP DISH



Jewel Soap Dish

Code : 12-0501-05  
Weight : 95 gms.  
M.R.P. ₹ : 214/-



Crown Soap Dish

Code : 12-0501-06  
Weight : 100 gms.  
M.R.P. ₹ : 214/-



Ice Soap Dish

Code : 12-0501-03  
Weight : 100 gms.  
M.R.P. ₹ : 227/-



Gem Soap Dish

Code : 12-0501-04  
Weight : 100 gms.  
M.R.P. ₹ : 227/-



Maze Soap Dish

Code : 12-0501-01  
Weight : 95 gms.  
M.R.P. ₹ : 227/-



Oval Soap Dish

Code : 12-0501-02  
Weight : 100 gms.  
M.R.P. ₹ : 227/-



## SHELF TRAY (S.S.)

Wall Shelf Tray Square (12" x 5")

Code : 12-1601-03  
Weight : 609 gms.  
M.R.P. ₹ : 1374/-



Wall Shelf Tray Square (15" x 5")

Code : 12-1601-02  
Weight : 757 gms.  
M.R.P. ₹ : 1543/-



Wall Shelf Corner 12" (Round)

Code : 12-1601-01  
Weight : 745 gms.  
M.R.P. ₹ : 1787/-



**PREMIUM STAINLESS STEEL**  
Shelf Trays with Great  
Load-bearing Capacity



**1**  
YEAR  
WARRANTY



CORROSION AND  
RUST RESISTANT



QUICK & EASY  
TO INSTALL



PRESSURE RESISTANT



HOT & COLD



LEAK PROOF



EASY TO CLEAN  
NOZZLES



MADE IN INDIA

Easy to Clean,  
**SILICONE NOZZLES** with  
Intense Spray Technology



# HAND SHOWER (WITH 1.0 METER FLEXIBLE SHOWER TUBE - AISI 304 & HOOK)

## Volt Hand Shower



ITEM CODE	SIZE IN MM	SIZE IN INCHES	ITEM WEIGHT	M.R.P. in ₹
14-0301-01	90 x 220mm	3.5" x 8.5"	360 gms.	<b>1346/-</b>

(with 1.0 mtr. Flexible Shower Tube - AISI 304 & Hook)

## Star Hand Shower



ITEM CODE	SIZE IN MM	SIZE IN INCHES	ITEM WEIGHT	M.R.P. in ₹
14-0301-03	90 x 220mm	3.5" x 8.5"	400 gms.	<b>1436/-</b>

(with 1.0 mtr. Flexible Shower Tube - AISI 304 & Hook)

## Vaccum Hand Shower



ITEM CODE	SIZE IN MM	SIZE IN INCHES	ITEM WEIGHT	M.R.P. in ₹
14-0301-02	90 x 220mm	3.5" x 8.5"	400 gms.	<b>1463/-</b>

(with 1.0 mtr. Flexible Shower Tube - AISI 304 & Hook)

## Mist Hand Shower



ITEM CODE	SIZE IN MM	SIZE IN INCHES	ITEM WEIGHT	M.R.P. in ₹
14-0301-05	60 x 220mm	2.25" x 8.5"	370 gms.	<b>1276/-</b>

(with 1.0 mtr. Flexible Shower Tube - AISI 304 & Hook)

## HAND SHOWER (WITH 1.0 METER FLEXIBLE SHOWER TUBE - AISI 304 & HOOK)

### Sigma Hand Shower (Multiflow)



ITEM CODE	SIZE IN MM	SIZE IN INCHES	ITEM WEIGHT	M.R.P. in ₹
14-0301-04	90 x 220mm	3.5" x 8.5"	405 gms.	1752/-

(with 1.0 mtr. Flexible Shower Tube - AISI 304 & Hook)

### Symbol Hand Shower (Multiflow)



ITEM CODE	SIZE IN MM	SIZE IN INCHES	ITEM WEIGHT	M.R.P. in ₹
14-0301-06	120 x 260mm	4.75" x 10.25"	370 gms.	1428/-

(with 1.0 mtr. Flexible Shower Tube - AISI 304 & Hook)

**OVERHEAD SHOWER** (WITHOUT SHOWER ARM & FLANGE)

**1 YEAR WARRANTY**

**CHOOSE THE SPRAY MODE THAT SUITS YOU BEST !**

**Cosmo Overhead Shower 4"**  
Code : 14-0201-09  
Weight : 120 gms.  
M.R.P. ₹ : 436/-



**Astro Overhead Shower 4½"**  
Code : 14-0201-11  
Weight : 125 gms.  
M.R.P. ₹ : 457/-



**Alpha Overhead Shower 5"**  
Code : 14-0202-08  
Weight : 145 gms.  
M.R.P. ₹ : 479/-



**Curve Overhead Shower 3.25 x 5"**  
Code : 14-0203-01  
Weight : 125 gms.  
M.R.P. ₹ : 479/-



**Velocity Overhead Shower 4"**  
Code : 14-0201-02  
Weight : 121 gms.  
M.R.P. ₹ : 536/-



**Beta Overhead Shower 3.25"**  
Code : 14-0201-03  
Weight : 145 gms.  
M.R.P. ₹ : 673/-



**Gamma Overhead Shower 4"**  
Code : 14-0202-01  
Weight : 230 gms.  
M.R.P. ₹ : 811/-



**Gamma Overhead Shower 6"**  
Code : 14-0202-02  
Weight : 545 gms.  
M.R.P. ₹ : 2033/-



**Atom Overhead Shower 6"**  
Code : 14-0201-01  
Weight : 290 gms.  
M.R.P. ₹ : 1125/-



**Delta Overhead Shower (Multiflow)**  
Code : 14-0201-14  
Weight : 150 gms.  
M.R.P. ₹ : 830/-





## OVERHEAD SHOWER (304 GRADE STAINLESS STEEL)



### Ultra Sleek Overhead Shower



Item Code	Size in mm	Size in Inches	Item Weight	M.R.P. in ₹
14-0202-19	100 x 100mm	4" x 4"	155 gms.	692/-
14-0202-20	150 x 150mm	6" x 6"	315 gms.	965/-
14-0202-21	200 x 200mm	8" x 8"	535 gms.	1625/-
14-0202-22	305 x 305mm	12" x 12"	1100 gms.	2882/-

### Rain Joy Overhead Shower



Item Code	Size in mm	Size in Inches	Item Weight	M.R.P. in ₹
14-0202-14	100 x 100mm	4" x 4"	185 gms.	919/-
14-0202-15	150 x 150mm	6" x 6"	345 gms.	1238/-
14-0202-16	200 x 200mm	8" x 8"	595 gms.	1760/-
14-0202-18	300 x 300mm	12" x 12"	1320 gms.	3563/-

## OVERHEAD SHOWER (304 GRADE STAINLESS STEEL)

### Hexa Overhead Shower



Item Code	Size in mm	Size in Inches	Item Weight	M.R.P. in ₹
14-0202-23	100 x 100mm	4" x 4"	155 gms.	776/-
14-0202-24	150 x 150mm	6" x 6"	315 gms.	1217/-
14-0202-25	200 x 200mm	8" x 8"	535 gms.	1990/-
14-0202-26	305 x 305mm	12" x 12"	1388 gms.	3336/-

### Ultra Sleek Maze Overhead Shower



Item Code	Size in mm	Size in Inches	Item Weight	M.R.P. in ₹
14-0202-27	100 x 100mm	4" x 4"	155 gms.	882/-
14-0202-28	150 x 150mm	6" x 6"	315 gms.	1284/-
14-0202-29	200 x 200mm	8" x 8"	535 gms.	2149/-
14-0202-30	305 x 305mm	12" x 12"	1388 gms.	3541/-

### Maze Overhead Shower



Item Code	Size in mm	Size in Inches	Item Weight	M.R.P. in ₹
14-0202-31	100 x 100mm	4" x 4"	155 gms.	919/-
14-0202-32	150 x 150mm	6" x 6"	315 gms.	1284/-
14-0202-33	200 x 200mm	8" x 8"	535 gms.	2390/-
14-0202-34	305 x 305mm	12" x 12"	1388 gms.	4338/-

### Arc Overhead Shower



Item Code	Size in mm	Size in Inches	Item Weight	M.R.P. in ₹
14-0203-02	100 x 100mm	4" x 4"	155 gms.	1033/-
14-0203-03	150 x 150mm	6" x 6"	315 gms.	1511/-
14-0203-04	200 x 200mm	8" x 8"	535 gms.	2449/-
14-0203-05	305 x 305mm	12" x 12"	1388 gms.	4700/-

## SHOWER ARM ROUND (WITH FLANGE)



### Half Bend Round Shower Arm



Size in mm	Size in Inches	Item Weight (± 2%)	Item Code Premium Stainless Steel	M.R.P. in ₹ Premium Stainless Steel	Item Code AISI 304 Stainless Steel	M.R.P. in ₹ AISI 304 Stainless Steel
230mm	9"	160 gms.	14-0101-06	317/-	14-0401-06	498/-
300mm	12"	210 gms.	14-0101-07	382/-	14-0401-07	649/-
380mm	15"	255 gms.	14-0101-08	455/-	14-0401-08	800/-
455mm	18"	305 gms.	14-0101-09	557/-	14-0401-09	960/-
600mm	24"	605 gms.	14-0101-10	687/-	14-0401-10	1257/-

### Full Bend Round Shower Arm



Item Code	Size in mm	Size in Inches	Item Weight	M.R.P. in ₹
14-0101-01	230mm	9"	160 gms.	317/-
14-0101-02	300mm	12"	225 gms.	382/-
14-0101-03	380mm	15"	270 gms.	455/-
14-0101-04	455mm	18"	320 gms.	557/-
14-0101-05	600mm	24"	610 gms.	687/-

### Ceiling Arm Round with Flange



Item Code	Size in mm	Size in Inches	Item Weight	M.R.P. in ₹
14-0101-11	200mm	8"	160 gms.	309/-
14-0101-12	300mm	12"	255 gms.	382/-



## SHOWER ARM SQUARE (WITH FLANGE)

### Rectangular Shower Arm



Item Code	Size in mm	Size in Inches	Item Weight	M.R.P. in ₹
14-0102-01	300mm	12"	240 gms.	655/-
14-0102-02	380mm	15"	220 gms.	719/-
14-0102-03	455mm	18"	270 gms.	784/-

### Square Shower Arm with Flange



Size in mm	Size in Inches	Item Weight (± 5%)	Item Code Premium Stainless Steel	M.R.P. in ₹ Premium Stainless Steel	Item Code AISI 304 Stainless Steel	M.R.P. in ₹ AISI 304 Stainless Steel
300mm	12"	255 gms.	14-0102-04	590/-	14-0402-04	649/-
380mm	15"	295 gms.	14-0102-05	684/-	14-0402-05	800/-
455mm	18"	340 gms.	14-0102-06	763/-	14-0402-06	949/-
610mm	24"	470 gms.	14-0102-07	982/-	14-0402-07	1257/-

### L Type Square Shower Arm



Item Code	Size in mm	Size in Inches	Item Weight	M.R.P. in ₹
14-0102-08	300mm	12"	240 gms.	655/-
14-0102-09	380mm	15"	325 gms.	719/-
14-0102-10	455mm	18"	410 gms.	784/-

### Ceiling Arm Square with Flange



Item Code	Size in mm	Size in Inches	Item Weight	M.R.P. in ₹
14-0102-11	200mm	8"	160 gms.	471/-
14-0102-12	300mm	12"	255 gms.	590/-



## HEALTH FAUCET (WITH 1.0 METER FLEXIBLE SHOWER TUBE - AISI 304 & HOOK)

### Plain White Health Faucet

Code : 18-0107  
Weight : 270 gms.  
M.R.P. ₹ : 727/-



(with 1.0 meter PVC Shower Tube & Hook)

### Ring White Health Faucet

Code : 18-0106  
Weight : 255 gms.  
M.R.P. ₹ : 748/-



(with 1.0 meter PVC Shower Tube & Hook)

### Ion Health Faucet

Code : 18-0112  
Weight : 295 gms.  
M.R.P. ₹ : 1155/-



### Tesla Health Faucet

Code : 18-0108  
Weight : 335 gms.  
M.R.P. ₹ : 1072/-



### OHM Health Faucet

Code : 18-0101  
Weight : 328 gms.  
M.R.P. ₹ : 1156/-



### Proton Health Faucet

Code : 18-0102  
Weight : 343 gms.  
M.R.P. ₹ : 1156/-



### Kelvin Health Faucet

Code : 18-0103  
Weight : 325 gms.  
M.R.P. ₹ : 1214/-



### Newton Health Faucet

Code : 18-0105  
Weight : 320 gms.  
M.R.P. ₹ : 1214/-



### Lepton Health Faucet

Code : 18-0104  
Weight : 355 gms.  
M.R.P. ₹ : 1327/-



### Ion Chrome Health Faucet

Code : 18-0113  
Weight : 305 gms.  
M.R.P. ₹ : 1240/-



### Weber Health Faucet

Code : 18-0110  
Weight : 410 gms.  
M.R.P. ₹ : 1485/-



### Henry Health Faucet

Code : 18-0109  
Weight : 470 gms.  
M.R.P. ₹ : 1608/-



### Lux Health Faucet

Code : 18-0111  
Weight : 435 gms.  
M.R.P. ₹ : 1672/-



## CONNECTION PIPE & SHOWER TUBE

### Connection Pipe PVC 12"

Code : 17-0803  
Weight : 95 gms.  
M.R.P. ₹ : 198/-



### Connection Pipe PVC 18"

Code : 17-0801  
Weight : 105 gms.  
M.R.P. ₹ : 213/-



### Connection Pipe PVC 24"

Code : 17-0802  
Weight : 125 gms.  
M.R.P. ₹ : 228/-



### Connection Pipe PVC 30"

Code : 17-0804  
Weight : 145 gms.  
M.R.P. ₹ : 245/-



### Connection Pipe PVC 36"

Code : 17-0805  
Weight : 165 gms.  
M.R.P. ₹ : 260/-



### Connection Pipe SS 18"

Code : 17-0901  
Weight : 105 gms.  
M.R.P. ₹ : 193/-



### Connection Pipe SS 24"

Code : 17-0902  
Weight : 120 gms.  
M.R.P. ₹ : 213/-



### Connection Pipe SS 30"

Code : 17-0903  
Weight : 148 gms.  
M.R.P. ₹ : 233/-



### Connection Pipe SS 36"

Code : 17-0904  
Weight : 170 gms.  
M.R.P. ₹ : 253/-



### Shower Tube SS (1mtr)

Code : 17-1001  
Weight : 225 gms.  
M.R.P. ₹ : 598/-



### Shower Tube SS (1.5mtr)

Code : 17-1002  
Weight : 330 gms.  
M.R.P. ₹ : 720/-



## ANGLE VALVE

BRASS

### Orion Angle Valve

Code : 17-0503  
Weight : 220 gms.  
M.R.P. ₹ : 623 / Pc.



### Vega Angle Valve

Code : 17-0501  
Weight : 190 gms.  
M.R.P. ₹ : 675 / Pc.



### Castor Angle Valve

Code : 17-0502  
Weight : 205 gms.  
M.R.P. ₹ : 695 / Pc.



### Lyra Angle Valve

Code : 17-0504  
Weight : 205 gms.  
M.R.P. ₹ : 695 / Pc.



### Leo Angle Valve

Code : 17-0505  
Weight : 205 gms.  
M.R.P. ₹ : 695 / Pc.



### Ursa Angle Valve

Code : 17-0506  
Weight : 210 gms.  
M.R.P. ₹ : 695 / Pc.



## FLANGE

### Arise Flange

Code : 17-0406  
Weight : 25 gms.  
M.R.P. ₹ : 58/-



### Fusion Flange

Code : 17-0407  
Weight : 25 gms.  
M.R.P. ₹ : 58/-



### Coral Flange

Code : 17-0408  
Weight : 25 gms.  
M.R.P. ₹ : 58/-



### Square Flange

Code : 17-0409  
Weight : 25 gms.  
M.R.P. ₹ : 65/-



## FLANGE-CHROME PLATED

### Arise Flange

Code : 17-0401  
Weight : 25 gms.  
M.R.P. ₹ : 68/-



### Fusion Flange

Code : 17-0402  
Weight : 25 gms.  
M.R.P. ₹ : 68/-



### Coral Flange

Code : 17-0403  
Weight : 25 gms.  
M.R.P. ₹ : 68/-



### Square Flange

Code : 17-0404  
Weight : 25 gms.  
M.R.P. ₹ : 75/-





Premium Grade Stainless Steel  
**BATHROOM ACCESSORIES**



## BATH ACCESSORIES

### SQUARE SERIES (AISI 304-18/8)

**Robe Hook**

Code : 12-0103-01  
Weight : 300 gms.  
M.R.P. ₹ : 606/-



**Towel Ring**

Code : 12-1103-01  
Weight : 227 gms.  
M.R.P. ₹ : 1140/-



**Tumbler Holder**

Code : 12-0303-01  
Weight : 250 gms.  
M.R.P. ₹ : 1216/-



**Soap Dish**

Code : 12-0503-01  
Weight : 215 gms.  
M.R.P. ₹ : 990/-



**Double Soap Dish**

Code : 12-0703-01  
Weight : 350 gms.  
M.R.P. ₹ : 1516/-



**Soap Dish with  
Tumbler Holder**

Code : 12-0803-01  
Weight : 375 gms.  
M.R.P. ₹ : 1745/-



**Toilet Paper Holder**

Code : 12-1003-01  
Weight : 276 gms.  
M.R.P. ₹ : 1508/-



**Towel Rod 24"**

Code : 12-1203-01  
Weight : 505 gms.  
M.R.P. ₹ : 1798/-



**Towel Rack 24"**

Code : 12-1303-01  
Weight : 505 gms.  
M.R.P. ₹ : 5200/-



### ROUND SERIES

**Robe Hook**

Code : 12-0102-01  
Weight : 75 gms  
M.R.P. ₹ : 358/-



**Towel Ring**

Code : 12-1102-01  
Weight : 202 gms.  
M.R.P. ₹ : 622/-



**Tumbler Holder**

Code : 12-0302-01  
Weight : 185 gms.  
M.R.P. ₹ : 664/-



**Soap Dish**

Code : 12-0502-01  
Weight : 165 gms.  
M.R.P. ₹ : 579/-



**Double Soap Dish**

Code : 12-0702-01  
Weight : 330 gms.  
M.R.P. ₹ : 887/-



**Soap Dish with  
Tumbler Holder**

Code : 12-0802-01  
Weight : 345 gms.  
M.R.P. ₹ : 1019/-



**Towel Rod 24"**

Code : 12-1202-01  
Weight : 325 gms.  
M.R.P. ₹ : 977/-



**Towel Rack 24"**

Code : 12-1302-01  
Weight : 815 gms.  
M.R.P. ₹ : 2824/-





### FEATHER SERIES

**Robe Hook**  
Code : 12-0107-01  
Weight : 85 gms.  
M.R.P. ₹ : 369/-



**Towel Ring**  
Code : 12-1107-01  
Weight : 136 gms.  
M.R.P. ₹ : 572/-



**Tumbler Holder**  
Code : 12-0307-01  
Weight : 150 gms.  
M.R.P. ₹ : 550/-



**Soap Dish**  
Code : 12-0507-01  
Weight : 130 gms.  
M.R.P. ₹ : 490/-



**Double Soap Dish**  
Code : 12-0707-01  
Weight : 237 gms.  
M.R.P. ₹ : 929/-



**Soap Dish with Tumbler Holder**  
Code : 12-0807-01  
Weight : 262 gms.  
M.R.P. ₹ : 1040/-



**Towel Rod 24"**  
Code : 12-1207-01  
Weight : 290 gms.  
M.R.P. ₹ : 895/-



**Towel Rack 24"**  
Code : 12-1307-01  
Weight : 450 gms.  
M.R.P. ₹ : 2672/-



### MOON SERIES

**Robe Hook**  
Code : 12-0111-01  
Weight : 90 gms.  
M.R.P. ₹ : 369/-



**Towel Ring**  
Code : 12-1111-01  
Weight : 202 gms.  
M.R.P. ₹ : 598/-



**Tumbler Holder**  
Code : 12-0311-01  
Weight : 150 gms.  
M.R.P. ₹ : 577/-



**Soap Dish**  
Code : 12-0511-01  
Weight : 135 gms.  
M.R.P. ₹ : 490/-



**Double Soap Dish**  
Code : 12-0711-01  
Weight : 275 gms.  
M.R.P. ₹ : 937/-



**Soap Dish with Tumbler Holder**  
Code : 12-0811-01  
Weight : 295 gms.  
M.R.P. ₹ : 1048/-



**Towel Rod 24"**  
Code : 12-1211-01  
Weight : 300 gms.  
M.R.P. ₹ : 935/-



**Towel Rack 24"**  
Code : 12-1311-01  
Weight : 1035 gms.  
M.R.P. ₹ : 2893/-





## BATH ACCESSORIES

### DROP SERIES

Robe Hook  
Code : 12-0110-01  
Weight : 90 gms.  
M.R.P. ₹ : 416/-



Towel Ring  
Code : 12-1110-01  
Weight : 125 gms.  
M.R.P. ₹ : 627/-



Tumbler Holder  
Code : 12-0310-01  
Weight : 135 gms.  
M.R.P. ₹ : 650/-



Soap Dish  
Code : 12-0510-01  
Weight : 120 gms.  
M.R.P. ₹ : 564/-



Double Soap Dish  
Code : 12-0710-01  
Weight : 250 gms.  
M.R.P. ₹ : 1032/-



Soap Dish with  
Tumbler Holder  
Code : 12-0810-01  
Weight : 265 gms.  
M.R.P. ₹ : 1145/-



Liquid Soap Dispenser  
Code : 12-0910-01  
Weight : 130 gms.  
M.R.P. ₹ : 1543/-



Toilet Paper Holder  
Code : 12-1010-01  
Weight : 280 gms.  
M.R.P. ₹ : 800/-



Towel Rod 24"  
Code : 12-1210-01  
Weight : 305 gms.  
M.R.P. ₹ : 1137/-



Towel Rack 24"  
Code : 12-1310-01  
Weight : 450 Kgs.  
M.R.P. ₹ : 3745/-



### SOLAR SERIES

Robe Hook  
Code : 12-0108-01  
Weight : 105 gms.  
M.R.P. ₹ : 437/-



Towel Ring  
Code : 12-1108-01  
Weight : 175 gms.  
M.R.P. ₹ : 732/-



Tumbler Holder  
Code : 12-0308-01  
Weight : 195 gms.  
M.R.P. ₹ : 866/-



Soap Dish  
Code : 12-0508-01  
Weight : 180 gms.  
M.R.P. ₹ : 727/-



Double Soap Dish  
Code : 12-0708-01  
Weight : 485 gms.  
M.R.P. ₹ : 1761/-



Soap Dish with  
Tumbler Holder  
Code : 12-0808-01  
Weight : 462 gms.  
M.R.P. ₹ : 2027/-



Liquid Soap Dispenser  
Code : 12-0908-01  
Weight : 130 gms.  
M.R.P. ₹ : 1543/-



Toilet Paper Holder  
Code : 12-1008-01  
Weight : 276 gms.  
M.R.P. ₹ : 1172/-



Towel Rod 24"  
Code : 12-1208-01  
Weight : 335 gms.  
M.R.P. ₹ : 929/-



Towel Rack 24"  
Code : 12-1308-01  
Weight : 845 Kgs.  
M.R.P. ₹ : 3116/-



### STELLAR SERIES

#### Robe Hook

Code : 12-0109-01  
Weight : 130 gms.  
M.R.P. ₹ : 724/-



#### Towel Ring

Code : 12-1109-01  
Weight : 125 gms.  
M.R.P. ₹ : 800/-



#### Tumbler Holder

Code : 12-0309-01  
Weight : 270 gms.  
M.R.P. ₹ : 906/-



#### Soap Dish

Code : 12-0509-01  
Weight : 227 gms.  
M.R.P. ₹ : 872/-



#### Double Soap Dish

Code : 12-0709-01  
Weight : 390 gms.  
M.R.P. ₹ : 1522/-



#### Soap Dish with Tumbler Holder

Code : 12-0809-01  
Weight : 417 gms.  
M.R.P. ₹ : 1635/-



#### Toilet Paper Holder

Code : 12-1009-01  
Weight : 291 gms.  
M.R.P. ₹ : 1150/-



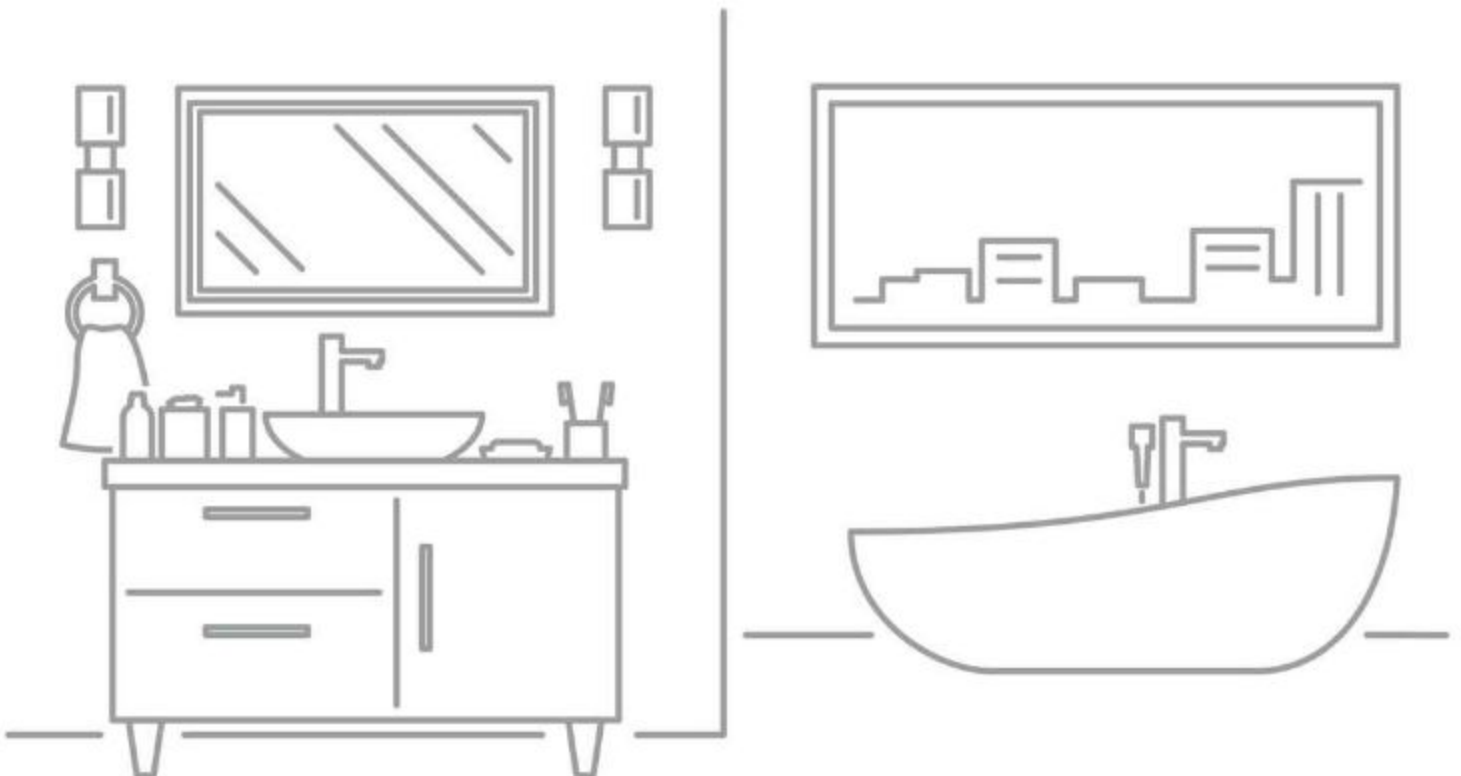
#### Towel Rod 24"

Code : 12-1209-01  
Weight : 272 gms.  
M.R.P. ₹ : 950/-



#### Towel Rack 24"

Code : 12-1309-01  
Weight : 950 Kgs.  
M.R.P. ₹ : 3369/-







ALUMINIUM



CORROSION AND RUST RESISTANT



DURABLE & LONG LASTING



QUICK & EASY TO INSTALL

**1**  
YEAR  
WARRANTY



MADE IN INDIA



## BATH ACCESSORIES

### EMBER SERIES

#### Robe Hook

Code : 12-0114-01  
Weight : 58 gms.  
M.R.P. ₹ : 730/-



#### Napkin Ring

Code : 12-1114-01  
Weight : 161 gms.  
M.R.P. ₹ : 1468/-



#### Tumbler Holder

Code : 12-0214-01  
Weight : 573 gms.  
M.R.P. ₹ : 1498/-



#### Soap Dish

Code : 12-0414-01  
Weight : 251 gms.  
M.R.P. ₹ : 1628/-



#### Double Soap Dish

Code : 12-0614-01  
Weight : 522 gms.  
M.R.P. ₹ : 2745/-



#### Soap Dispenser & Tumbler Holder

Code : 12-0814-01  
Weight : 863 gms.  
M.R.P. ₹ : 1963/-



#### Soap Dispenser (Glass)

Code : 12-0914-01  
Weight : 353 gms.  
M.R.P. ₹ : 1603/-



#### Shelf with Tumbler Holder & Soap Dispenser

Code : 12-1514-01  
Weight : 1171 gms.  
M.R.P. ₹ : 3728/-



#### Towel Ring with Tumbler Holder & Soap Dispenser

Code : 12-1414-01  
Weight : 1023 gms.  
M.R.P. ₹ : 3618/-



#### Towel Rod 24"

Code : 12-1214-01  
Weight : 452 Kgs.  
M.R.P. ₹ : 3400/-



### EMBER SERIES (ROSE GOLD)

#### Robe Hook

Code : 12-0114-03  
Weight : 58 gms.  
M.R.P. ₹ : 744/-



#### Napkin Ring

Code : 12-1114-03  
Weight : 161 gms.  
M.R.P. ₹ : 1492/-



#### Tumbler Holder

Code : 12-0214-03  
Weight : 573 gms.  
M.R.P. ₹ : 1595/-



#### Soap Dish (Glass)

Code : 12-0414-03  
Weight : 251 gms.  
M.R.P. ₹ : 1728/-



#### Double Soap Dish

Code : 12-0614-03  
Weight : 522 gms.  
M.R.P. ₹ : 2984/-



#### Soap Dispenser & Tumbler Holder

Code : 12-0814-02  
Weight : 863 gms.  
M.R.P. ₹ : 1963/-



#### Soap Dispenser (Glass)

Code : 12-0914-03  
Weight : 353 gms.  
M.R.P. ₹ : 1706/-



#### Shelf with Tumbler Holder & Soap Dispenser

Code : 12-1514-03  
Weight : 1171 gms.  
M.R.P. ₹ : 4011/-



#### Towel Ring with Tumbler Holder & Soap Dispenser

Code : 12-1414-03  
Weight : 1023 gms.  
M.R.P. ₹ : 3887/-



#### Towel Rod 24"

Code : 12-1214-03  
Weight : 452 gms.  
M.R.P. ₹ : 3671/-



## BATH ACCESSORIES

### EMBER SERIES (GOLD)

Robe Hook  
Code : 12-0114-02  
Weight : 58 gms.  
M.R.P. ₹ : 744/-



Napkin Ring  
Code : 12-1114-02  
Weight : 161 gms.  
M.R.P. ₹ : 1492/-



Tumbler Holder  
Code : 12-0214-02  
Weight : 573 gms.  
M.R.P. ₹ : 1595/-



Soap Dish (Glass)  
Code : 12-0414-02  
Weight : 251 gms.  
M.R.P. ₹ : 1728/-



Double Soap Dish  
Code : 12-0614-02  
Weight : 522 gms.  
M.R.P. ₹ : 2984/-



Soap Dispenser & Tumbler Holder  
Code : 12-0814-02  
Weight : 863 gms.  
M.R.P. ₹ : 1963/-



Soap Dispenser (Glass)  
Code : 12-0914-02  
Weight : 353 gms.  
M.R.P. ₹ : 1706/-



Shelf with Tumbler Holder & Soap Dispenser  
Code : 12-1514-02  
Weight : 1171 gms.  
M.R.P. ₹ : 4011/-



Towel Ring with Tumbler Holder & Soap Dispenser  
Code : 12-1414-02  
Weight : 1023 gms.  
M.R.P. ₹ : 3887/-



Towel Rod 24"  
Code : 12-1214-02  
Weight : 452 gms.  
M.R.P. ₹ : 3671/-



### EMBER SERIES (OLIVE GREEN)

Robe Hook  
Code : 12-0114-04  
Weight : 58 gms.  
M.R.P. ₹ : 744/-



Napkin Ring  
Code : 12-1114-04  
Weight : 161 gms.  
M.R.P. ₹ : 1492/-



Tumbler Holder  
Code : 12-0214-04  
Weight : 573 gms.  
M.R.P. ₹ : 1595/-



Soap Dish (Glass)  
Code : 12-0414-04  
Weight : 251 gms.  
M.R.P. ₹ : 1728/-



Double Soap Dish  
Code : 12-0614-04  
Weight : 522 gms.  
M.R.P. ₹ : 2984/-



Soap Dispenser & Tumbler Holder  
Code : 12-0814-04  
Weight : 863 gms.  
M.R.P. ₹ : 1963/-



Soap Dispenser (Glass)  
Code : 12-0914-04  
Weight : 353 gms.  
M.R.P. ₹ : 1706/-



Shelf with Tumbler Holder & Soap Dispenser  
Code : 12-1514-04  
Weight : 1171 gms.  
M.R.P. ₹ : 4011/-



Towel Ring with Tumbler Holder & Soap Dispenser  
Code : 12-1414-04  
Weight : 1023 gms.  
M.R.P. ₹ : 3887/-



Towel Rod 24"  
Code : 12-1214-04  
Weight : 452 gms.  
M.R.P. ₹ : 3671/-





FOLDABLE TOWEL RACK



**Foldable  
Towel Rack**  
Make good use of  
bathroom space

Round Foldable  
Towel Rack 24"  
Code : 12-1301-02  
Weight : 1200 gms.  
M.R.P. ₹ : 2811/-



Square Foldable  
Towel Rack 24"  
Code : 12-1301-03  
Weight : 1230 gms.  
M.R.P. ₹ : 3293/-



Dual Foldable  
Towel Rack 24"  
Code : 12-1301-01  
Weight : 1500 gms.  
M.R.P. ₹ : 3250/-



Dual Foldable Towel  
Rack 24" (304)  
Code : 12-1301-04  
Weight : 1500 gms.  
M.R.P. ₹ : 4200/-






## Warranty Coverage

PRODUCT	Residential Warranty Period	Commercial & Projects Warranty Period
CP Fitting (Faucets/Diverter/Concealed Bodies/Wall Mixer/Basin Mixers/Angle Valves)	10 Years	1 Year
S.S. - Sink	10 Years	1 Year
ABS - Overhead Shower / Hand Shower / Health Faucet	1 Year	1 Year
Health Faucets - ABS / Brass	1 Year	1 Year
Flexible Hose Pipe, Connection Tubes	1 Year	1 Year
P.T.M.T. - Faucets / Accessories	3 Years	1 Year
S.S. - Gratings / Traps	10 Years	1 Year
S.S. - Kitchen & Bathroom Accessories / Allied Items	1 Year	1 Year
Other Products	1 Year	1 Year

For product support and warranty coverage, register @ [www.ruheindia.com/pages/warranty-registration](http://www.ruheindia.com/pages/warranty-registration)



PLEASE SCAN QR CODE TO  
DOWNLOAD CATALOGUE





PLEASE SCAN QR CODE TO  
DOWNLOAD  
CATALOGUE

- ☑ All pictures, specifications and other content in this catalogue are the property of Ruhe and shall not be reproduced in any form of media without the expressed written permission from Ruhe.
- ☑ All product images and specifications are subject to the actual technical data.
- ☑ Ruhe reserves the right to make any changes and modifications, without prior notice, resulted from technology development.

# Ruhe<sup>®</sup>

## RUHE SOLUTIONS PVT. LTD.

🏠 Works : 24/11, Master Mohalla, Libaspur Industrial Area, Delhi-110042

🏠 Corporate Off. : 702-703, Aggarwal Corporate Heights, 7th Floor, Netaji Subash Place, Delhi-110034

✉ support@ruheindia.com 🌐 www.ruheindia.com