

Fiona Wall (LED)

700WSFNA_-LED

1.0



WALL COLLECTION

GENERAL PRODUCT INFORMATION:



This product is suitable for damp locations.

This product can mount either to a 4" square electrical box with a round plaster ring or an octagon electrical box.


This product can be dimmed with a low-voltage electronic dimmer.

This instruction shows a typical installation.

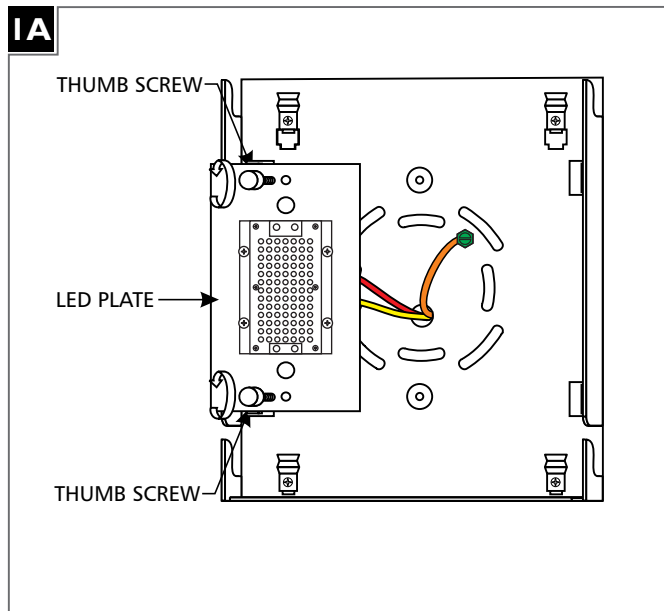
CAUTION - RISK OF FIRE

This product must be installed in accordance with the applicable installation code by a person familiar with the construction and operation of the product and the hazards involved.

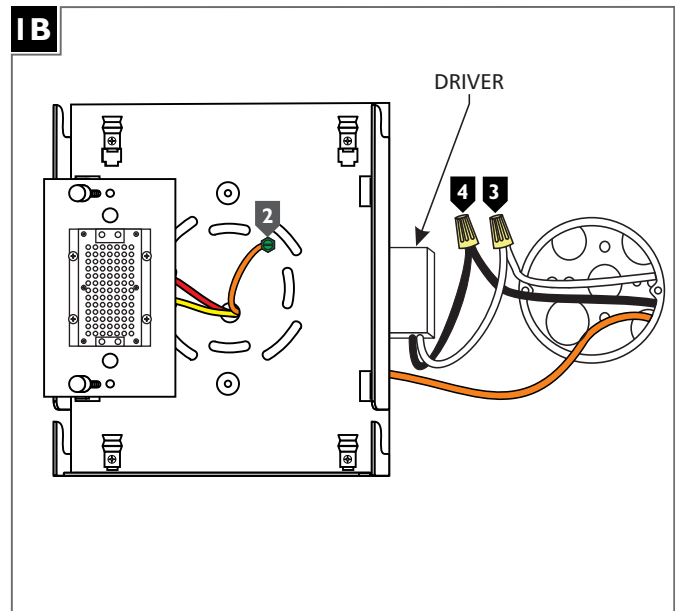
Use minimum 90°C supply conductors.



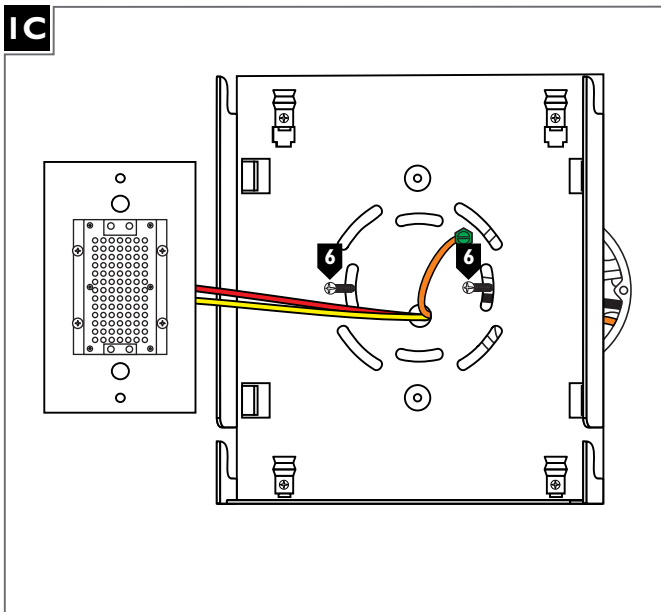
Install the Fixture



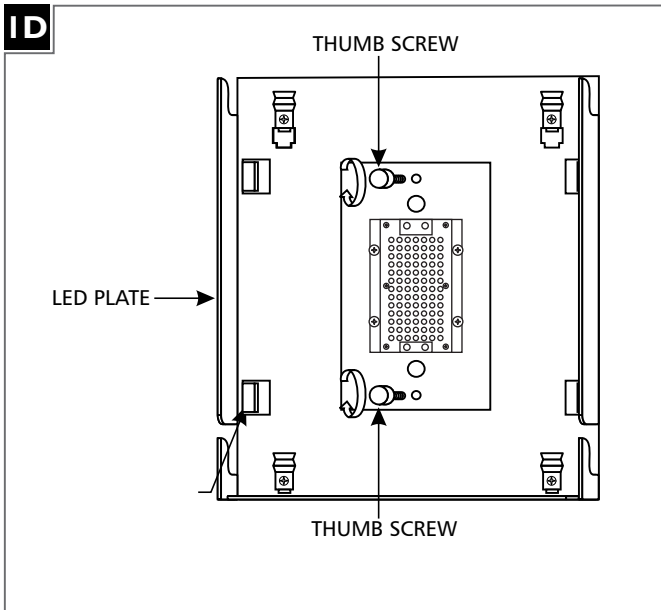
- 1** To gain access to the mounting plate holes, remove the two thumb screw to temporarily loosen the plate holding the LED lamp.



- 2** Connect the mounting plate ground wire to a suitable ground in accordance to local electrical codes.
- 3** Connect the white driver wire to the neutral power line wire with a wire nut.
- 4** Connect the black driver wire to the hot power line wire with a wire nut.

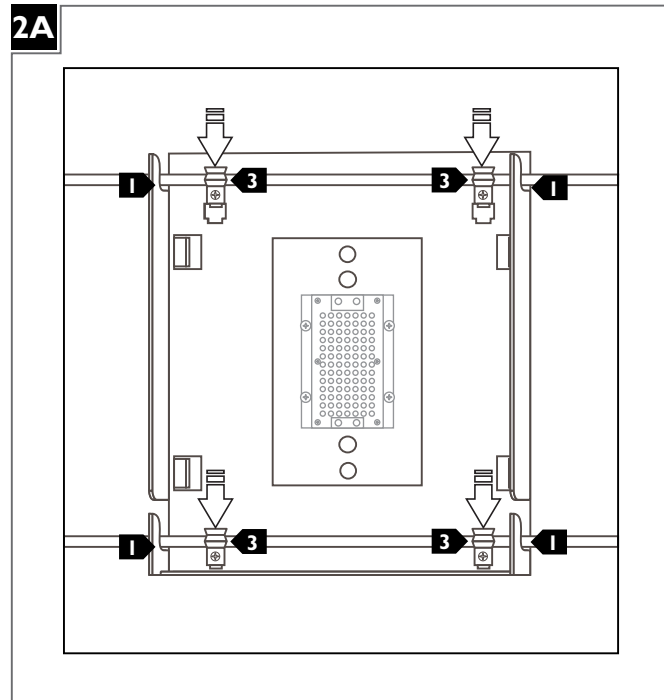
IC

- 5** Properly place all wire, wire nut connections, and the driver inside the electrical box.
- 6** Attach the mounting plate to the electrical box using the two #8-32 screws provided.

ID

- 7** Re-install the LED Plate and secure it tightly with the two thumb screws.

Install the Shade

2A

- 1** Slide the shade into the slots on the backplate.
- 2** Align and center the shade to the mounting clips on the mounting plate.
- 3** Mount the shade by evenly pushing down on the shade's frame until they are firmly inside the mounting clips.

SAVE THESE INSTRUCTIONS!



TECH LIGHTING®

7400 Linder Ave, Skokie, IL 60077
847.410.4400

www.techlighting.com

© 2017 Tech Lighting, L.L.C. All rights reserved. The "Tech Lighting" graphic is a registered trademark of Tech Lighting, L.L.C. Tech Lighting reserves the right to change specifications for product improvements without notification.

A Generation Brands Company