







RCI Electric Strikes

6 Series

Centerline Strikes

Two profiles available to accommodate different latch projections.
 Various faceplate options available to accommodate most frame types.
 Standard Insert Depth: 1-3/16" D (30mm)
 Low Profile Insert Depth: 1-1/16" (27mm)

| | | | |
|---|--|---|---|
|  | Energy 375mA ¹ Field-Selectable 12/24VDC, 12-24VAC |  | Strength 1,500lbf Static ² 70ft-lb Dynamic |
|  | Warranty 3 Year Limited Warranty |  | Mode Field-Selectable Fail-Secure & Fail-Safe |
|  | Endurance 500,000 Cycles ² |  | Monitoring Optional Latch & Keeper Monitor Models Available |

¹At 12VDC
²Grade 1, 04 & 14 faceplates only. Grade 2, 1,000lbf static for 05, 07 & 08 faceplates.

- Standard profile accommodates 3/4" (19mm) and Low-profile accommodates 1/2" (12.7mm) or 5/8" (16mm) latch projections
- 1/4" (6.4mm) horizontal adjustment
- Plug-in wire connectors
- Trim plate included to cover up irregular frame cut-out
- Non-handed
- Brushed Stainless Steel (32D)
- Factory tested to over 1-million cycles of operation
- UL 294 Listed for Access Control Unit Accessory (6th Edition)
- UL 1034 burglary-resistant Listed
- Certified to ANSI/BHMA standard A156.31, Grade 1, endurance 500,000 cycles²
- Patent #: US 6,874,830 and 7,144,053
- Patent #: Canadian 2,405,642



Options

- LMKM – Latch and keeper monitor

How To Order

| | | Options | | |
|-------------|---|---------|--|------------------|
| | | 65 | | LMKM |
| | | | | x 32D |
| Standard | S | 04 | -1-1/4"W x 4-7/8"H (32mm x 124mm), ANSI Radius Corners | |
| Low Profile | L | 05 | -1-1/8"W x 5-7/8"H (29mm x 150mm), Radius Corners | |
| | | 07 | -1-1/4"W x 6-7/8"H (32mm x 175mm), Radius Corners | |
| | | 08 | -1-7/16"W x 7-15/16" (37mm x 202mm), Radius Corners | |
| | | 14 | -1-1/4"W x 4-7/8"H (32mm x 124mm), ANSI Square Corners | |
| | | U | -Universal, Includes 3 Faceplates (04, 08 & 14) | |
| | | | | Faceplate |

Example: **L6507LMKM x 32D**



Accessories

| Model | Description |
|-----------|---|
| S6JIG | Standard profile frame prep jig, aluminum (for S6504 and S6514) |
| L6JIG | Low profile frame prep jig, aluminum (for L6504 and L6514) |
| LEKS601 | 1" lip extension kit for retrofit applications, black finish (for Standard profile) |
| LEKS602 | 2" lip extension kit for retrofit applications, black finish (for Standard profile) |
| LEKS603 | 3" lip extension kit for retrofit applications, black finish (for Standard profile) |
| LEKL601 | 1" lip extension kit for retrofit applications, black finish (for Low profile) |
| LEKL602 | 2" lip extension kit for retrofit applications, black finish (for Low profile) |
| LEKL603 | 3" lip extension kit for retrofit applications, black finish (for Low profile) |
| S/L6504DD | Lip bracket and radius faceplate for aluminum double doors with flat astragal (for S/L6504) |
| S/L6507DD | Lip bracket and radius faceplate for aluminum double doors with flat astragal (for S/L6507) |
| SMT-01 | Strike marketing template kit, aluminum |
| TP-S6-5PK | Trim plates, 5 pack, black finish (for Standard profile) |
| TP-L6-5PK | Trim plates, 5 pack, black finish (for Low profile) |
| 940-LG | High profile latch guard, 32D finish |