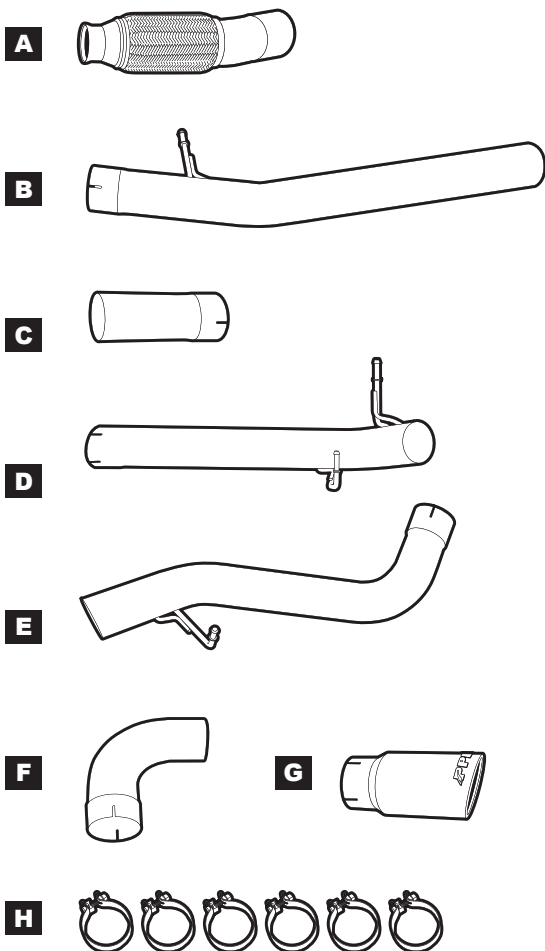


304 Stainless Steel DPF-Back Performance Exhaust Kit

Single Exit 3.0L Duramax

(117050020, 117050030, 117053020, 117053030)

Installation Guide



CONTENTS:

- A (1) Woven 304 stainless steel bellows
- B (1) 4" angled tube
- C (1) 4" straight extension tube
- D (1) 4" angled tube
- E (1) 4" compound bend tube
- F (1) 4" 90 degree bend tube
- G (1) 5" Exhaust Tip
- H (6) Exhaust Kit Clamps

PREPARATION:

1. Vehicle off. Engine cool.
Secure vehicle.
2. Loosen factory exhaust clamp and tab that secures factory exhaust system to diesel particulate filter. Retain the factory exhaust clamp for installing the PPE exhaust. It is recommended in the GM service manual to replace the exhaust clamp (86799823) due to age and clamp stretching that may cause exhaust leaks and improper fitment.
3. Remove stock exhaust system by releasing hangers suspended from the rubber exhaust hangers (x4).



INSTALLATION:

It's recommended the PPE Exhaust System be installed in sections. Keep clamps loose to allow for proper installation. Tighten only when kit is installed completely and to your satisfaction.

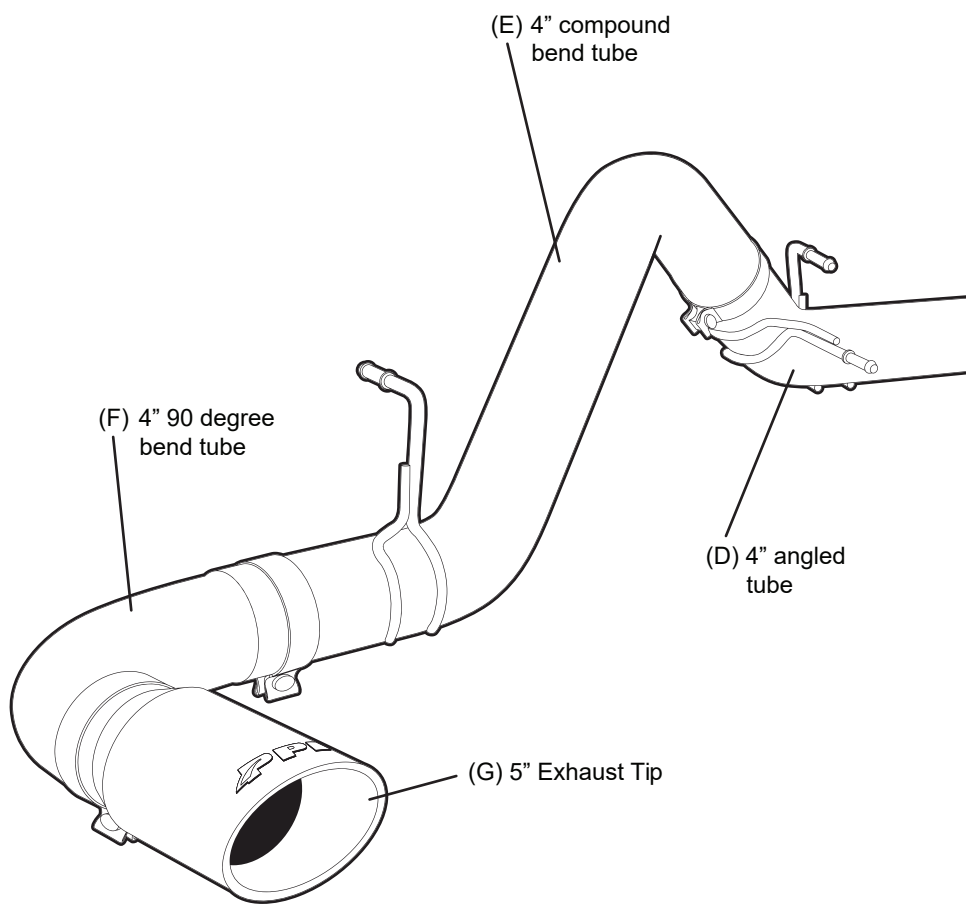
Refer to the assembled view drawing (**Fig. 1**) on pages 5 and 6 for reference.

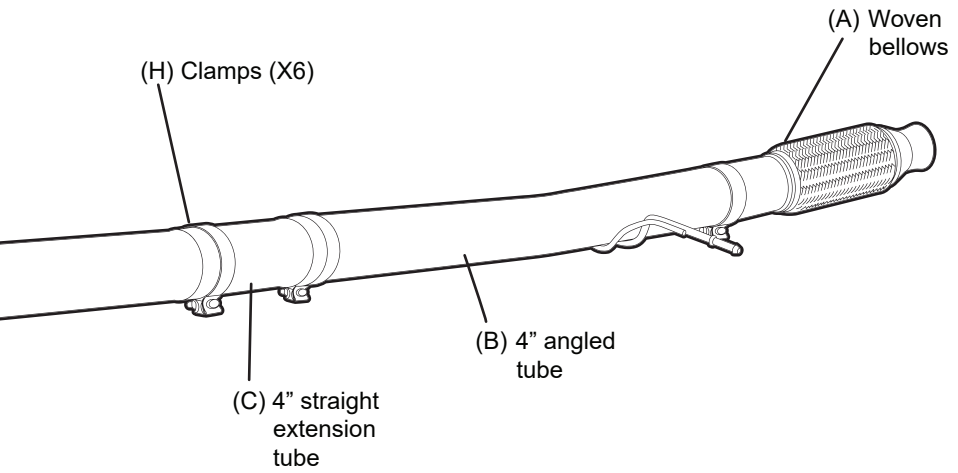
1. Install the factory connector clamp on to the Woven Bellows section (A) and fit to the catalytic converter. Loosely secure clamp.



2. Fit clamp on 4" angled tube **(B)** and install on to the Woven Bellows section **(A)**. Secure hanger rod on to factory rubber exhaust hangers. Loosely secure clamp.
3. Install kit clamp **(H)** and straight extension tube **(C)** if your model is the extended cab. Skip this step for shorter wheelbase models.
4. Install kit clamp **(H)** over angled tube **(D)** and secure hanger rod on to factory rubber exhaust hangers. Loosely secure clamp.
5. Route compound bend tube **(E)** over rear axle. Install kit clamp **(H)**. Secure hanger rod on to factory rubber exhaust hangers. Loosely secure clamp.
6. Install kit clamp **(H)** over 90 degree bend tube **(F)**. Loosely secure clamp.
7. Install kit clamp **(H)** over Exhaust Tip **(G)**. Loosely secure clamp.
8. Install kit clamp **(H)** over Exhaust Tip and fit to 90 degree bend tube **(F)**. Loosely secure clamp.
9. Adjust fit and tighten kit clamps **(H)** starting from front to back, adjusting angle of the Exhaust Tip to your liking.

Installation Complete





DISCLAIMER OF LIABILITY

Performance products can increase horsepower above and beyond factory specifications. Additional horsepower creates more stress on the drive-train components, which could result in drive-train failure.

Note regarding emissions-related, non-E.O.-legal products: THESE PRODUCTS ARE LEGAL IN CALIFORNIA ONLY FOR RACING VEHICLES THAT MAY NEVER BE USED, OR REGISTERED OR LICENSED FOR HIGHWAY OR OFF-ROAD USE.

This agreement sets forth the terms and conditions for the use of PPE products. The installation of this product indicates that the Buyer has read and understands this agreement and accepts the terms and conditions. PPE (Pacific Performance Engineering) Inc., its distributors, employees, and dealers (the "Seller") shall not be responsible for the product's proper use and service. The buyer hereby waives all liability claims. The Buyer hereby acknowledges no reliance on the Seller's skill or judgment to select or furnish goods suitable for any particular purpose and that there are no liabilities which extend beyond the description on the face hereof, and the Buyer hereby waives all remedies or liabilities expressed or implied, arising by law or otherwise (including without any obligation of the Seller with respect to fitness, merchantability and consequential damages), or whether or not occasioned by the Seller's negligence. The Seller disclaims any warranty and expressly disclaims any liability for personal injury or damages. The Buyer acknowledges and agrees that the disclaimer of any liability for personal injury is a material term for this agreement and the Buyer agrees to indemnify the Seller and to hold the Seller harmless from any claim related to the item of equipment purchased. Under no circumstances will the Seller be liable for any damages or expenses by reason of use or sale of any such equipment. The Seller assumes no liability regarding the improper installation or misapplication of its products. It is the installer's responsibility to check for proper installation and if in doubt, contact the manufacturer. The Buyer is solely responsible for all warranty issues from the manufacturer.

LIMITATION OF WARRANTY

The Seller gives Limited Warranty as to description, quality, merchantability, and fitness for a particular purpose, productiveness, or any other matter of Seller's product sold herewith. The Seller shall not be responsible for the products proper use and service and the Buyer hereby waives all rights other than those expressly written herein. This warranty shall not be extended, altered or varied except by a written instrument signed by Seller and Buyer. The Warranty on PPE Manifolds and Up-Pipes Kits, OEM-Length Up-Pipes is three (3) years, a limited lifetime warranty on PPE cast aluminum pans and covers, and a limited lifetime warranty on PPE Transmission Coolers and one (1) year limited warranty on all other PPE products from the date of sale to original buyer and limited solely to the parts contained within the products kit. All products that are in question of Warranty must be returned prepaid to the Seller and must be accompanied by a dated proof of purchase receipt. All Warranty claims are subject to approval by Seller. Under no circumstances will the Seller be liable for any labor charged or travel time incurred in diagnosis for defects, removal, or re-installation - of this product or any other contingent expenses. Under no circumstances will the Seller be liable for any damage or expenses incurred by reason of the use or sale of any such equipment. In the event that the buyer does not agree with this agreement: the buyer may promptly return this product, in a new and unused condition in its original packaging, with a dated proof of purchase to the place of purchase within ten (10) days from date of purchase for a full refund. The installation of this product indicates that the buyer has read and understands this agreement and accepts its terms and conditions.

⚠ CA WARNING: Handling passenger or off-highway motor vehicle parts can expose you to chemicals such as phthalates and lead, which can cause cancer and reproductive harm. To minimize exposure, service the vehicle in a well-ventilated area, wear gloves, and wash your hands. For more information see www.P65Warnings.ca.gov/motor-vehicle-parts.



PACIFIC PERFORMANCE ENGINEERING



117050020-IG