

INBODY 270



Portable Analysis









THE INBODY 270 IS CREATED FOR
TRAVELLING PROFESSIONALS
WITH ITS COMPACT DESIGN.

Go beyond the scale

The InBody 270 goes beyond weight and measures how much lean mass you have in each body segment.

With these values, you can monitor how your body is adjusting to dietary changes, fitness routines, and lifestyle modifications. Its compact design is specifically created for professionals who need to analyze body composition on-the-go.

KEY FEATURES

-  **15 SECONDS**
Quick and easy body composition test
-  **LEAN MASS**
Provides lean mass values for each body segment in pounds
-  **NO ESTIMATIONS**
Only impedance is used to calculate your results; no statistical data needed
-  **BODY FAT**
Provides segmental fat and visceral fat analysis
-  **HISTORY**
Tracks changes on the Body Composition History chart on the result sheet
-  **PORTABLE**
Transport the unit in a carrying bag for analysis on-the-go

THE TEST

Give your clients their initial InBody Test. This will show them their current health standing and highlight areas for improvement.


THE PROCESS

Craft a unique nutritional plan and exercise regimen for each client to optimize their fat loss and muscle gain.


THE RESULTS


Test your clients every 2-4 weeks to show them how their body composition improves over time to inspire them to stay on track.






THE SUCCESS FORMULA

- 
VALIDATE YOUR SERVICES
 Prove the quality of your services on paper. Give your clients their results in black and white and show them how they can improve.

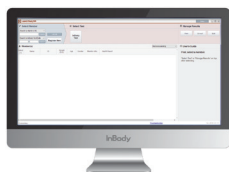
- 
GENERATE CLIENT LOYALTY
 Show your clients you're with them every step of the way on their health and fitness journeys. Inspire your members to focus on changes that really matter based on their InBody Test results.

- 
INCREASE YOUR BOTTOM LINE
 Boost your ROI and revenue by offering complimentary consultations with InBody Tests.

ACCESSORIES



PRINTER



DATABASE MANAGEMENT SOFTWARE



BATTERY



STADIOMETER



DESIGN BAG

PRODUCT SPECIFICATIONS

FREQUENCIES
20, 100 kHz

TEST DURATION
15 seconds

AGE RANGE
3-99 years

HEIGHT RANGE
95 - 220 cm

WEIGHT RANGE
10 - 250 kg

PRODUCT WEIGHT
14 kg

DATABASE
100,000 results

DIMENSIONS
356 x 796 x 995
(L x W x H) : mm

WARRANTY
2 Year Manufacturer's Warranty

COMPATIBLE PRINTERS
Laser/Inkjet PCL 3 or above and SPL

ADDITIONAL FEATURES
Lookin'Body 120 and Lookin'Body Web Compatible, Touch Screen, Voice Guidance System, Wi-Fi/Bluetooth Connectivity, Security Access Code, Foldable Design

MEASUREMENTS
10 impedance measurements 2 frequencies at each of the 5 segments (Right Arm, Left Arm, Trunk, Right Leg, Left Leg)

OUTPUTS
Weight, Total Body Water, Fat Free Mass, Body Fat Mass, Skeletal Muscle Mass, Body Mass Index, Percent Body Fat, Segmental Lean Analysis, Body Composition History, Body Fat-Lean Body Mass Control, Basal Metabolic Rate, Segmental Impedance at each Frequency

ACCESSORIES (INCLUDED)
InBody Result Sheets, InBody Tissues

ACCESSORIES (OPTIONAL)
Carrying Case, Thermal Printer, Portable Stadiometer, USB thumb drive

INTEGRATIONS
Technogym, Milon Circle, Myzone, Uptivo

InBody

[InBody270]

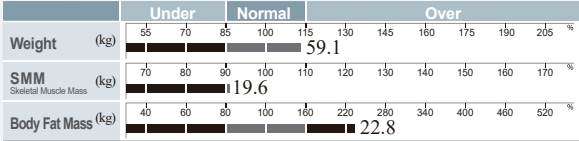
ID	Height	Age	Gender	Test Date & Time
Jane Doe	156.9cm	51	Female	2018.04.03. 09 : 46

www.inbody.com

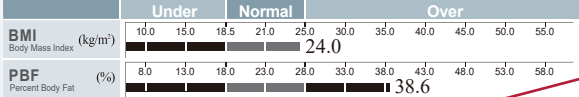
Body Composition Analysis

Total amount of water in body	Total Body Water	(L)	26.5 (26.4 ~ 32.2)
For building muscles	Protein	(kg)	7.2 (7.0 ~ 8.6)
For strengthening bones	Minerals	(kg)	2.64 (2.44 ~ 2.98)
For storing excess energy	Body Fat Mass	(kg)	22.8 (10.3 ~ 16.5)
Sum of the above	Weight	(kg)	59.1 (43.9 ~ 59.5)


Muscle-Fat Analysis




Obesity Analysis



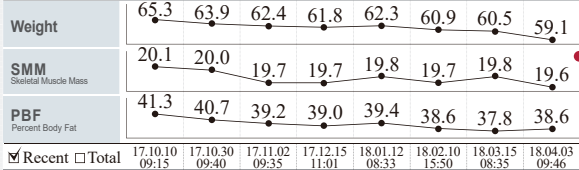
Segmental Lean Analysis



Segmental Fat Analysis



Body Composition History



InBody Score

66 / 100 Points

* Total score that reflects the evaluation of body composition. A muscular person may score over 100 points.

Weight Control

Target Weight	51.7 kg
Weight Control	- 7.4 kg
Fat Control	- 10.9 kg
Muscle Control	+ 3.5 kg

Obesity Evaluation

BMI	<input checked="" type="checkbox"/> Normal	<input type="checkbox"/> Under	<input type="checkbox"/> Slightly Over	<input type="checkbox"/> Over
PBF	<input type="checkbox"/> Normal	<input type="checkbox"/> Slightly Over	<input checked="" type="checkbox"/> Over	

Waist-Hip Ratio

0.91 (0.75 - 0.85)

Visceral Fat Level

11 (Low - 10 - High)

Research Parameters

Fat Free Mass	36.3 kg
Basal Metabolic Rate	1154 kcal (1255 ~ 1451)
Obesity Degree	114 % (90 ~ 110)
SMI	5.8 kg/m ²
Recommended calorie intake per day	1397 kcal

Calorie Expenditure of Exercise

Golf	104	Gateball	112
Walking	118	Yoga	118
Badminton	134	Table Tennis	134
Tennis	177	Bicycling	177
Boxing	177	Racketball	177
Mountain Climbing	193	Jumping Rope	207
Aerobics	207	Jogging	207
Soccer	207	Swimming	207
Japanese Fencing	296	Racketball	296
Squash	296	Taekwondo	296

*Based on your current weight
*Based on 30 minute duration

Impedance

	RA	LA	TR	RL	LL
Z ^(Ω) 20kHz	443.8	444.0	29.0	340.7	330.6
100 kHz	407.3	408.8	26.6	299.5	289.8

OBESITY ANALYSIS
Percent Body Fat (PBF) is a measure that compares Body Fat Mass to body weight and is a more accurate tool to determine a user's obesity risk than BMI.

SEGMENTAL LEAN ANALYSIS
Identifies how many pounds of lean mass are in each body segment through Segmental Lean Analysis. Use this section to look for any imbalances between corresponding segments (ex. Right Arm, Left Arm).

BODY COMPOSITION HISTORY
Displays the user's Weight, Skeletal Muscle Mass, and Percent Body Fat from the last 8 tests to measure progress over time.

These results reflect a 51-year-old female that is considered normal weight; however, due to her below-average skeletal muscle and above-average fat storage, her body fat percentage is in excess despite showing a normal BMI. Her tracked results shown on the Body Composition History highlight positive changes, reflected in a significant decrease in body fat percentage.