



*B* Sofas & Sectionals | Collection

SB



# Sectional

SELECTIONS



Style **248** SECTIONAL



Style **253** SECTIONAL



Style **259** SECTIONAL



Style **261** SECTIONAL



Style **366** SECTIONAL



Style **393** SECTIONAL

Refer to the **Sofa and Sectionals** catalog section for more information.





# Build Your Own

---

## SECTIONALS



**3000** SERIES  
DESIGN

*Your Way!*



**5000** SERIES  
DESIGN

*Your Way!*



**8000** SERIES  
DESIGN

*Your Way!*



**9000** SERIES  
DESIGN

*Your Way!*



Refer to the **Build Your Own** catalog section for more information.





203

FABRIC style



**FEATURES:**

- PILLOWS:** One pair style #13, 20" *(see price list for additional pillows)*
- BACK STYLE:** Pullover tufted inside back without buttons
- LEGS:** Built-in tapered legs *(non-removable)*
- WOOD FINISH:** Mocha *(see samples for options)*
- NAILHEAD:** Medium size *(size/configuration shown standard)*  
Antique Brass shown *(see samples for color selection)*
- DESIGN NOTE:** Due to the complex tufted design of the inside back, fabric patterns will not be matched. Solids and textures are recommended.

**DIMENSIONS:**

|        |                             | Length | Depth | Height | Inside Length | Seat Height | Seat Depth | Arm Height |
|--------|-----------------------------|--------|-------|--------|---------------|-------------|------------|------------|
| 203-10 | Sofa                        | 81     | 38    | 36     | 72            | 20          | 21         | 24         |
| 203-20 | Loveseat <i>(not shown)</i> | 57     | 38    | 36     | 48            | 20          | 21         | 24         |
| 203-30 | Chair                       | 31     | 38    | 36     | 22            | 20          | 21         | 24         |
| 203-40 | Ottoman                     | 23     | 19    | 17     | -             | -           | -          | -          |





203

LEATHER  
style



## FEATURES:

- BACK STYLE:** Pullover tufted inside back without buttons
- LEGS:** Built-in tapered legs (*non-removable*)
- WOOD FINISH:** Ebony (*see samples for options*)
- NAILHEAD:** Medium size (*size/configuration shown standard*)  
Brushed Nickel shown (*see samples for color selection*)

## DIMENSIONS:

|        |                               | Length | Depth | Height | Inside Length | Seat Height | Seat Depth | Arm Height |
|--------|-------------------------------|--------|-------|--------|---------------|-------------|------------|------------|
| 203-10 | Sofa                          | 81     | 38    | 36     | 72            | 20          | 21         | 24         |
| 203-20 | Loveseat ( <i>not shown</i> ) | 57     | 38    | 36     | 48            | 20          | 21         | 24         |
| 203-30 | Chair                         | 31     | 38    | 36     | 22            | 20          | 21         | 24         |
| 203-40 | Ottoman                       | 23     | 19    | 17     | -             | -           | -          | -          |



All dimensions are approximate.  
For more detailed information go to: [www.smithbrothers.net/catalog/203](http://www.smithbrothers.net/catalog/203)



**225**  
 FABRIC  
 style



**FEATURES:**

- PILLOWS:** One pair style #13, 20" (see price list for additional pillows)
- BACK STYLE:** Pullover inside back
- LEGS:** Built-in tapered legs (non-removable)
- WOOD FINISH:** Shagbark (see samples for options)

**DIMENSIONS:**

|        |                      | Length | Depth | Height | Inside Length | Seat Height | Seat Depth | Arm Height |
|--------|----------------------|--------|-------|--------|---------------|-------------|------------|------------|
| 225-10 | Sofa                 | 81     | 39    | 36     | 68            | 21          | 21         | 25         |
| 225-20 | Loveseat (not shown) | 58     | 39    | 36     | 45            | 21          | 21         | 25         |
| 225-30 | Chair                | 35     | 39    | 36     | 22            | 21          | 21         | 25         |
| 225-40 | Ottoman              | 26     | 18    | 18     | -             | -           | -          | -          |

All dimensions are approximate.  
 For more detailed information go to: [www.smithbrothers.net/catalog/225](http://www.smithbrothers.net/catalog/225)







225

LEATHER  
style



### FEATURES:

- BACK STYLE: Pullover inside back
- LEGS: Built-in tapered legs (*non-removable*)
- WOOD FINISH: Shagbark (*see samples for options*)

### DIMENSIONS:

|        |                               | Length | Depth | Height | Inside Length | Seat Height | Seat Depth | Arm Height |
|--------|-------------------------------|--------|-------|--------|---------------|-------------|------------|------------|
| 225-10 | Sofa                          | 81     | 39    | 36     | 68            | 21          | 21         | 25         |
| 225-20 | Loveseat ( <i>not shown</i> ) | 58     | 39    | 36     | 45            | 21          | 21         | 25         |
| 225-30 | Chair                         | 35     | 39    | 36     | 22            | 21          | 21         | 25         |
| 225-40 | Ottoman                       | 26     | 18    | 18     | -             | -           | -          | -          |



All dimensions are approximate.  
For more detailed information go to: [www.smithbrothers.net/catalog/225](http://www.smithbrothers.net/catalog/225)



227

FABRIC style



### FEATURES:

- PILLOWS:** One pair style #13, 20" (see price list for additional pillows)
- BACK STYLE:** Pullover inside back
- LEGS:** Built-in tapered legs (non-removable)
- WOOD FINISH:** Antique Shagbark (see samples for options)
- NAILHEAD:** Hammered style (size/configuration shown standard)  
Hammered Brushed Nickel shown (see samples for color selection)
- DESIGN NOTE:** All seating pieces feature a subtle curved design along the front and back.  
The ottoman curves outward to complement the chair.

### DIMENSIONS:

|        |                      | Length | Depth | Height | Inside Length | Seat Height | Seat Depth | Arm Height |
|--------|----------------------|--------|-------|--------|---------------|-------------|------------|------------|
| 227-10 | Sofa                 | 96     | 42    | 36     | 76            | 20          | 21         | 23         |
| 227-20 | Loveseat (not shown) | 67     | 40    | 36     | 57            | 20          | 21         | 23         |
| 227-30 | Chair                | 32     | 38    | 36     | 22            | 20          | 21         | 23         |
| 227-40 | Ottoman              | 27     | 21    | 16     | -             | -           | -          | -          |

All dimensions are approximate.  
For more detailed information go to: [www.smithbrothers.net/catalog/227](http://www.smithbrothers.net/catalog/227)





227

LEATHER  
style



Note: Subtle curve along front and back.

## FEATURES:

- BACK STYLE:** Pullover inside back
- LEGS:** Built-in tapered legs (*non-removable*)
- WOOD FINISH:** Mocha (*see samples for options*)
- NAILHEAD:** Hammered style (*size/configuration shown standard*)  
Hammered Black Pearl shown (*see samples for color selection*)
- DESIGN NOTE:** All seating pieces feature a subtle curved design along the front and back.  
The ottoman curves outward to complement the chair.

## DIMENSIONS:

|        |                               | Length | Depth | Height | Inside Length | Seat Height | Seat Depth | Arm Height |
|--------|-------------------------------|--------|-------|--------|---------------|-------------|------------|------------|
| 227-10 | Sofa                          | 96     | 42    | 36     | 76            | 20          | 21         | 23         |
| 227-20 | Loveseat ( <i>not shown</i> ) | 67     | 40    | 36     | 57            | 20          | 21         | 23         |
| 227-30 | Chair                         | 32     | 38    | 36     | 22            | 20          | 21         | 23         |
| 227-40 | Ottoman                       | 27     | 21    | 16     | -             | -           | -          | -          |







232

FABRIC style



## FEATURES:

- PILLOWS:** One pair of style #12, 20" (see price list for additional pillows)
- BACK STYLE:** Loose pillow inside back
- LEGS:** Built-in tapered legs (non-removable)
- WOOD FINISH:** Shagbark (see samples for options)
- DESIGN NOTE:** The 232 style is standard with a foam seat core and fiber loose pillow backs. A feather down seat and back option is available for an upcharge.

## DIMENSIONS:

|        |                      | Length | Depth | Height | Inside Length | Seat Height | Seat Depth | Arm Height |
|--------|----------------------|--------|-------|--------|---------------|-------------|------------|------------|
| 232-13 | Large Sofa           | 89     | 41    | 37     | 78            | 20          | 21         | 26         |
| 232-20 | Loveseat (not shown) | 63     | 41    | 37     | 52            | 20          | 21         | 26         |
| 232-30 | Chair                | 35     | 41    | 37     | 24            | 20          | 21         | 26         |
| 232-40 | Ottoman              | 27     | 21    | 18     | -             | -           | -          | -          |

All dimensions are approximate.

For more detailed information go to: [www.smithbrothers.net/catalog/232](http://www.smithbrothers.net/catalog/232)





232

LEATHER  
style



### FEATURES:

- BACK STYLE: Loose pillow inside back
- LEGS: Built-in tapered legs (*non-removable*)
- WOOD FINISH: Mocha (*see samples for options*)
- DESIGN NOTE: The 232 style is standard with a foam seat core and fiber loose pillow backs. A feather down seat and back option is available for an upcharge.

### DIMENSIONS:

|        |                               | Length | Depth | Height | Inside Length | Seat Height | Seat Depth | Arm Height |
|--------|-------------------------------|--------|-------|--------|---------------|-------------|------------|------------|
| 232-13 | Large Sofa                    | 89     | 41    | 37     | 78            | 20          | 21         | 26         |
| 232-20 | Loveseat ( <i>not shown</i> ) | 63     | 41    | 37     | 52            | 20          | 21         | 26         |
| 232-30 | Chair                         | 35     | 41    | 37     | 24            | 20          | 21         | 26         |
| 232-40 | Ottoman                       | 27     | 21    | 18     | -             | -           | -          | -          |



All dimensions are approximate.  
For more detailed information go to: [www.smithbrothers.net/catalog/232](http://www.smithbrothers.net/catalog/232)



234

FABRIC style



**FEATURES:**

- PILLOWS:** One pair of style #13, 18" *(see price list for additional pillows)*
- BACK STYLE:** Semi-attached inside back
- LEGS:** Built-in tapered legs *(non-removable)*
- WOOD FINISH:** Shagbark *(see samples for options)*
- NAILHEAD:** Small size *(size/configuration shown standard)*  
Black Pearl shown *(see samples for color selection)*
- DESIGN NOTE:** For a larger scale sofa, see the 395 style.

**DIMENSIONS:**

|        |                             | Length | Depth | Height | Inside Length | Seat Height | Seat Depth | Arm Height |
|--------|-----------------------------|--------|-------|--------|---------------|-------------|------------|------------|
| 234-11 | Mid-Size Sofa               | 73     | 37    | 37     | 60            | 20          | 20         | 25         |
| 234-20 | Loveseat <i>(not shown)</i> | 53     | 37    | 37     | 40            | 20          | 20         | 25         |
| 234-30 | Chair                       | 34     | 37    | 37     | 21            | 20          | 20         | 25         |
| 234-40 | Ottoman                     | 24     | 18    | 17     | -             | -           | -          | -          |







234

LEATHER  
style



### FEATURES:

- BACK STYLE: Semi-attached inside back
- LEGS: Built-in tapered legs (*non-removable*)
- WOOD FINISH: Espresso (*see samples for options*)
- NAILHEAD: Small size (*size/configuration shown standard*)  
Brushed Nickel shown (*see samples for color selection*)
- DESIGN NOTE: For a larger scale sofa, see the 395 style.

### DIMENSIONS:

|        |                               | Length | Depth | Height | Inside Length | Seat Height | Seat Depth | Arm Height |
|--------|-------------------------------|--------|-------|--------|---------------|-------------|------------|------------|
| 234-11 | Mid-Size Sofa                 | 73     | 37    | 37     | 60            | 20          | 20         | 25         |
| 234-20 | Loveseat ( <i>not shown</i> ) | 53     | 37    | 37     | 40            | 20          | 20         | 25         |
| 234-30 | Chair                         | 34     | 37    | 37     | 21            | 20          | 20         | 25         |
| 234-40 | Ottoman                       | 24     | 18    | 17     | -             | -           | -          | -          |



All dimensions are approximate.  
For more detailed information go to: [www.smithbrothers.net/catalog/234](http://www.smithbrothers.net/catalog/234)



**235**  
 FABRIC  
 style



**FEATURES:**

- PILLOWS:** One pair of style #13, 20" (see price list for additional pillows)
- BACK STYLE:** Semi-attached inside back
- LEGS:** Tapered front legs (removable), built-in tapered back legs (non-removable)
- WOOD FINISH:** Mocha (see samples for options)
- NAILHEAD:** Small and medium size (size/configuration shown standard)  
Black Pearl shown (see samples for color selection)

**DIMENSIONS:**

|        |                      | Length | Depth | Height | Inside Length | Seat Height | Seat Depth | Arm Height |
|--------|----------------------|--------|-------|--------|---------------|-------------|------------|------------|
| 235-13 | Large Sofa           | 93     | 41    | 37     | 75            | 21          | 24         | 25         |
| 235-20 | Loveseat (not shown) | 68     | 41    | 37     | 50            | 21          | 24         | 25         |
| 235-30 | Chair                | 43     | 41    | 37     | 25            | 21          | 24         | 25         |
| 235-40 | Ottoman              | 31     | 23    | 18     | -             | -           | -          | -          |

All dimensions are approximate.  
 For more detailed information go to: [www.smithbrothers.net/catalog/235](http://www.smithbrothers.net/catalog/235)





235

LEATHER  
style



### FEATURES:

- BACK STYLE: Semi-attached inside back
- LEGS: Tapered front legs (*removable*), built-in tapered back legs (*non-removable*)
- WOOD FINISH: Shagbark (*see samples for options*)
- NAILHEAD: Small and medium size (*size/configuration shown standard*)  
Antique Brass shown (*see samples for color selection*)

### DIMENSIONS:

|        |                               | Length | Depth | Height | Inside Length | Seat Height | Seat Depth | Arm Height |
|--------|-------------------------------|--------|-------|--------|---------------|-------------|------------|------------|
| 235-13 | Large Sofa                    | 93     | 41    | 37     | 75            | 21          | 24         | 25         |
| 235-20 | Loveseat ( <i>not shown</i> ) | 68     | 41    | 37     | 50            | 21          | 24         | 25         |
| 235-30 | Chair                         | 43     | 41    | 37     | 25            | 21          | 24         | 25         |
| 235-40 | Ottoman                       | 31     | 23    | 18     | -             | -           | -          | -          |



All dimensions are approximate.  
For more detailed information go to: [www.smithbrothers.net/catalog/235](http://www.smithbrothers.net/catalog/235)





243

FABRIC style



### FEATURES:

**PILLOWS:** One pair style #13, 22" (see price list for additional pillows)

**BACK STYLE:** Pullover button tufted inside back

**LEGS:** Built-in tapered legs (non-removable)

**WOOD FINISH:** Shagbark (see samples for options)

**NAILHEAD:** Small size (size/configuration shown standard)  
Antique Brass shown (see samples for color selection)

**DESIGN NOTE:** All three sofa lengths feature three seat cushions  
Due to the complex tufted design of the inside back and arm,  
fabric patterns will not be matched. Solids and textures are recommended.



Note: Top view of standard nailhead placement.

### DIMENSIONS:

|          |                       | Length | Depth | Height | Inside Length | Seat Height | Seat Depth | Arm Height |
|----------|-----------------------|--------|-------|--------|---------------|-------------|------------|------------|
| 243-10   | Sofa                  | 91     | 38    | 33     | 78            | 20          | 21         | 33         |
| ▶ 243-11 | Mid-Size Sofa (shown) | 83     | 38    | 33     | 70            | 20          | 21         | 33         |
| 243-13   | Large Sofa            | 99     | 38    | 33     | 84            | 20          | 21         | 33         |
| 243-20   | Loveseat              | 65     | 38    | 33     | 52            | 20          | 21         | 33         |
| 243-30   | Chair                 | 39     | 38    | 33     | 26            | 20          | 21         | 33         |
| 243-40   | Ottoman               | 32     | 24    | 18     | -             | -           | -          | -          |

All dimensions are approximate.

For more detailed information go to: [www.smithbrothers.net/catalog/243](http://www.smithbrothers.net/catalog/243)





243

LEATHER style



**FEATURES:**

- BACK STYLE:** Pullover button tufted inside back
- LEGS:** Built-in tapered legs (*non-removable*)
- WOOD FINISH:** Mocha (*see samples for options*)
- NAILHEAD:** Small size (*size/configuration shown standard*)  
Brushed Nickel shown (*see samples for color selection*)
- DESIGN NOTE:** All three sofa lengths feature three seat cushions



Note: Top view of standard nailhead placement.

**DIMENSIONS:**

|          |                       | Length | Depth | Height | Inside Length | Seat Height | Seat Depth | Arm Height |
|----------|-----------------------|--------|-------|--------|---------------|-------------|------------|------------|
| ▶ 243-10 | Sofa ( <i>shown</i> ) | 91     | 38    | 33     | 78            | 20          | 21         | 33         |
| 243-11   | Mid-Size Sofa         | 83     | 38    | 33     | 70            | 20          | 21         | 33         |
| 243-13   | Large Sofa            | 99     | 38    | 33     | 84            | 20          | 21         | 33         |
| 243-20   | Loveseat              | 65     | 38    | 33     | 52            | 20          | 21         | 33         |
| 243-30   | Chair                 | 39     | 38    | 33     | 26            | 20          | 21         | 33         |
| 243-40   | Ottoman               | 32     | 24    | 18     | -             | -           | -          | -          |





**248**  
 FABRIC  
 style



Note: Curved design of outside back.

**FEATURES:**

- PILLOWS:** One pair of style #13, 20" (see price list for additional pillows)
- BACK STYLE:** Pullover inside back
- LEGS:** Built-in tapered legs (non-removable)
- WOOD FINISH:** Mocha (see samples for options)
- DESIGN NOTE:** Due to the curved design of the outside back and profile, stripes and plaids cannot be fully matched.  
For a similar swivel glider chair, see the 549 style

**DIMENSIONS:**

|          |               | Length | Depth | Height | Inside Length | Seat Height | Seat Depth | Arm Height |
|----------|---------------|--------|-------|--------|---------------|-------------|------------|------------|
| ▶ 248-10 | Sofa (shown)  | 86     | 36    | 36     | 77            | 21          | 21         | 25         |
| 248-11   | Mid-Size Sofa | 74     | 36    | 36     | 65            | 21          | 21         | 25         |
| 248-20   | Loveseat      | 60     | 36    | 36     | 51            | 21          | 21         | 25         |
| 248-30   | Chair         | 30     | 36    | 36     | 21            | 21          | 21         | 25         |
| 248-40   | Ottoman       | 26     | 21    | 19     | -             | -           | -          | -          |







248

LEATHER style



Note: Pillows are not standard on leather furniture.



Note: Curved design of outside back.

### FEATURES:

- BACK STYLE: Pullover inside back
- LEGS: Built-in tapered legs (*non-removable*)
- WOOD FINISH: Mocha (*see samples for options*)

### DIMENSIONS:

|          |                       | Length | Depth | Height | Inside Length | Seat Height | Seat Depth | Arm Height |
|----------|-----------------------|--------|-------|--------|---------------|-------------|------------|------------|
| ▶ 248-10 | Sofa ( <i>shown</i> ) | 86     | 36    | 36     | 77            | 21          | 21         | 25         |
| 248-11   | Mid-Size Sofa         | 74     | 36    | 36     | 65            | 21          | 21         | 25         |
| 248-20   | Loveseat              | 60     | 36    | 36     | 51            | 21          | 21         | 25         |
| 248-30   | Chair                 | 30     | 36    | 36     | 21            | 21          | 21         | 25         |
| 248-40   | Ottoman               | 26     | 21    | 19     | -             | -           | -          | -          |



All dimensions are approximate. For more detailed information go to: [www.smithbrothers.net/catalog/248](http://www.smithbrothers.net/catalog/248)



SECTIONAL

248  
FABRIC  
style



**FEATURES:**

- PILLOWS:** Two pair of style #13, 20" (see price list for additional pillows)
- BACK STYLE:** Pullover inside back
- LEGS:** Built-in tapered legs (non-removable)
- WOOD FINISH:** Ebony (see samples for options)

**DIMENSIONS:**

|   |                                | Length | Depth | Height | Inside Length | Seat Height | Seat Depth | Arm Height |
|---|--------------------------------|--------|-------|--------|---------------|-------------|------------|------------|
| ▶ | 248-21 LAF Corner Sofa (shown) | 94     | 36    | 36     | 72            | 21          | 21         | 25         |
|   | 248-22 RAF Corner Sofa         | 94     | 36    | 36     | 72            | 21          | 21         | 25         |
|   | 248-14 LAF Sofa                | 81     | 36    | 36     | 77            | 21          | 21         | 25         |
| ▶ | 248-15 RAF Sofa (shown)        | 81     | 36    | 36     | 77            | 21          | 21         | 25         |
|   | 248-24 LAF Loveseat            | 55     | 36    | 36     | 51            | 21          | 21         | 25         |
|   | 248-25 RAF Loveseat            | 55     | 36    | 36     | 51            | 21          | 21         | 25         |
|   | 248-34 LAF Chair               | 29     | 36    | 36     | 25            | 21          | 21         | 25         |
|   | 248-35 RAF Chair               | 29     | 36    | 36     | 25            | 21          | 21         | 25         |
|   | 248-36 Armless Chair           | 25     | 36    | 36     | 25            | 21          | 21         | -          |
|   | 248-26 Armless Loveseat        | 51     | 36    | 36     | 51            | 21          | 21         | -          |
|   | 248-16 Armless Sofa            | 77     | 36    | 36     | 77            | 21          | 21         | -          |
|   | 248-32 Corner Chair            | 36     | 36    | 36     | 21            | 21          | 21         | -          |
|   | 248-42 Chaise Ottoman          | 25     | 25    | 21     | -             | -           | -          | -          |

LAF = Left Arm Facing, RAF = Right Arm Facing





248

LEATHER style

# SECTIONAL



Curved Outside Back Corner

## FEATURES:

- BACK STYLE: Pullover inside back
- LEGS: Built-in tapered legs (*non-removable*)
- WOOD FINISH: Mocha (*see samples for options*)

## DIMENSIONS:

|          |                                  | Length | Depth | Height | Inside Length | Seat Height | Seat Depth | Arm Height |
|----------|----------------------------------|--------|-------|--------|---------------|-------------|------------|------------|
| 248-21   | LAF Corner Sofa                  | 94     | 36    | 36     | 72            | 21          | 21         | 25         |
| ▶ 248-22 | RAF Corner Sofa ( <i>shown</i> ) | 94     | 36    | 36     | 72            | 21          | 21         | 25         |
| ▶ 248-14 | LAF Sofa ( <i>shown</i> )        | 81     | 36    | 36     | 77            | 21          | 21         | 25         |
| 248-15   | RAF Sofa                         | 81     | 36    | 36     | 77            | 21          | 21         | 25         |
| 248-24   | LAF Loveseat                     | 55     | 36    | 36     | 51            | 21          | 21         | 25         |
| 248-25   | RAF Loveseat                     | 55     | 36    | 36     | 51            | 21          | 21         | 25         |
| 248-34   | LAF Chair                        | 29     | 36    | 36     | 25            | 21          | 21         | 25         |
| 248-35   | RAF Chair                        | 29     | 36    | 36     | 25            | 21          | 21         | 25         |
| 248-36   | Armless Chair                    | 25     | 36    | 36     | 25            | 21          | 21         | -          |
| 248-26   | Armless Loveseat                 | 51     | 36    | 36     | 51            | 21          | 21         | -          |
| 248-16   | Armless Sofa                     | 77     | 36    | 36     | 77            | 21          | 21         | -          |
| 248-32   | Corner Chair                     | 36     | 36    | 36     | 21            | 21          | 21         | -          |
| 248-42   | Chaise Ottoman                   | 25     | 25    | 21     | -             | -           | -          | -          |

LAF = Left Arm Facing, RAF = Right Arm Facing



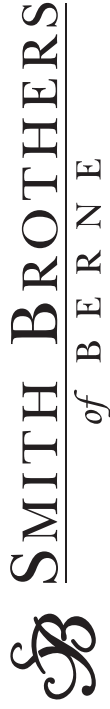


*B* 248 Style Sectional



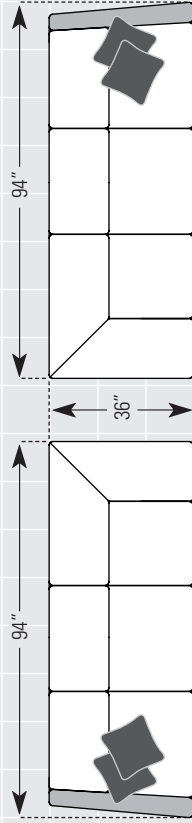
# 248 STYLE SECTIONAL

AVAILABLE PIECES | PILLOWS ARE NOT STANDARD ON LEATHER STYLES

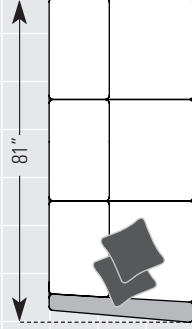


DIAGRAMS 1/4"=1'

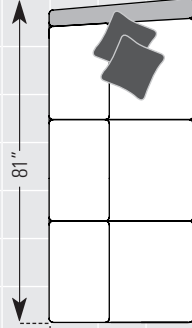
All dimensions are approximate and subject to change without notice. See [www.smithbrothersfurniture.com](http://www.smithbrothersfurniture.com) for more information.



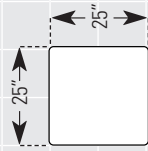
ITEM #21 LAF CORNER SOFA  
INSIDE LENGTH: 72"



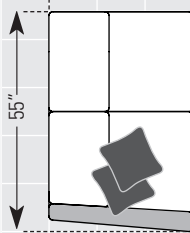
ITEM #14 LAF SOFA  
INSIDE LENGTH: 77"



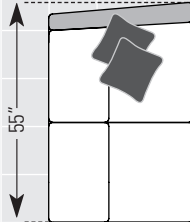
ITEM #15 RAF SOFA  
INSIDE LENGTH: 77"



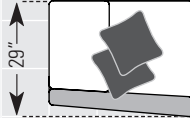
ITEM #42  
CHAISE OTTOMAN  
HEIGHT: 21"



ITEM #24 LAF LOVESEAT  
INSIDE LENGTH: 51"



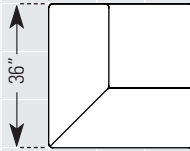
ITEM #25 RAF LOVESEAT  
INSIDE LENGTH: 51"



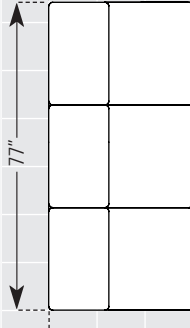
ITEM #34  
LAF CHAIR  
INSIDE LENGTH: 25"



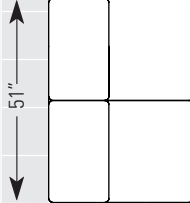
ITEM #35  
RAF CHAIR  
INSIDE LENGTH: 25"



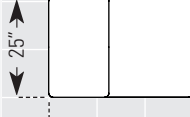
ITEM #32  
CORNER CHAIR  
INSIDE LENGTH: 21"



ITEM #16  
ARMLESS SOFA



ITEM #26  
ARMLESS LOVESEAT



ITEM #36  
ARMLESS CHAIR

## COMMON DIMENSIONS

These dimensions are the same for all pieces in this group unless otherwise noted.

|                      |     |
|----------------------|-----|
| OVERALL HEIGHT ..... | 36" |
| SEAT HEIGHT .....    | 21" |
| SEAT DEPTH .....     | 21" |
| ARM HEIGHT .....     | 25" |



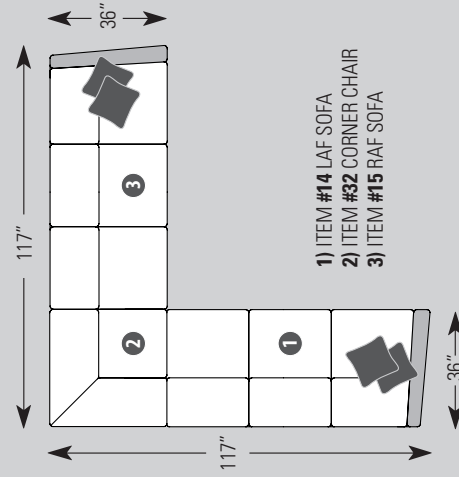
### Standard Pillows

2 Style #13, 20" pillows with welt cord per fabric sectional piece with an arm. Leather pieces are not standard with pillows.

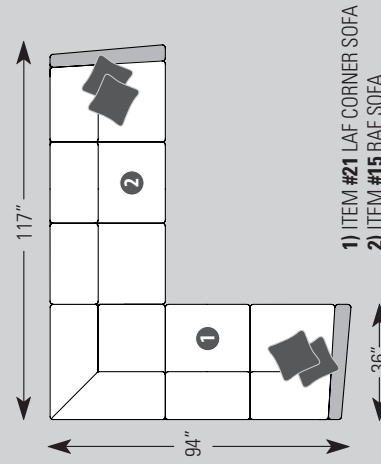
LAF = Left Arm Facing, RAF = Right Arm Facing

## EXAMPLE COMBINATIONS

Example diagrams are not to scale.



1) ITEM #14 LAF SOFA  
2) ITEM #32 CORNER CHAIR  
3) ITEM #15 RAF SOFA



1) ITEM #21 LAF CORNER SOFA  
2) ITEM #15 RAF SOFA



249

FABRIC style



**FEATURES:**

- PILLOWS:** One pair of style #12, 20" (see price list for additional pillows)
- BACK STYLE:** Semi-attached inside back
- LEGS:** Built-in tapered legs (non-removable)
- WOOD FINISH:** Mocha (see samples for options)
- NAILHEAD:** Small and medium size (size/configuration shown standard)  
Black Pearl and Antique Brass shown (see samples for color selection)
- DESIGN NOTE:** Due to the curve of the frame, stripes and plaids cannot be fully matched  
All seating pieces feature a subtle curved design along the front and back.  
The ottoman curves outward to complement the chair.



Note: Subtle curved detail.

**DIMENSIONS:**

|        |                      | Length | Depth | Height | Inside Length | Seat Height | Seat Depth | Arm Height |
|--------|----------------------|--------|-------|--------|---------------|-------------|------------|------------|
| 249-13 | Large Sofa           | 93     | 43    | 37     | 73            | 20          | 21         | 27         |
| 249-20 | Loveseat (not shown) | 66     | 42    | 37     | 49            | 20          | 21         | 27         |
| 249-30 | Chair                | 40     | 40    | 37     | 23            | 20          | 21         | 27         |
| 249-40 | Ottoman              | 30     | 24    | 18     | -             | -           | -          | -          |





249

LEATHER  
style



Note: Pillows are not standard on leather furniture.



## FEATURES:

- BACK STYLE: Semi-attached inside back
- LEGS: Built-in tapered legs (*non-removable*)
- WOOD FINISH: Shagbark (*see samples for options*)
- NAILHEAD: Small and medium size (*size/configuration shown standard*)  
Antique Brass shown (*see samples for color selection*)

DESIGN NOTE: All seating pieces feature a subtle curved design along the front and back.  
The ottoman curves outward to complement the chair.



Note: Subtle curved detail.

## DIMENSIONS:

|        |                               | Length | Depth | Height | Inside Length | Seat Height | Seat Depth | Arm Height |
|--------|-------------------------------|--------|-------|--------|---------------|-------------|------------|------------|
| 249-13 | Large Sofa                    | 93     | 43    | 37     | 73            | 20          | 21         | 27         |
| 249-20 | Loveseat ( <i>not shown</i> ) | 66     | 42    | 37     | 49            | 20          | 21         | 27         |
| 249-30 | Chair                         | 40     | 40    | 37     | 23            | 20          | 21         | 27         |
| 249-40 | Ottoman                       | 30     | 24    | 18     | -             | -           | -          | -          |



All dimensions are approximate.  
For more detailed information go to: [www.smithbrothers.net/catalog/249](http://www.smithbrothers.net/catalog/249)



**253**  
 FABRIC  
 style



Note: Curved design of base.

**FEATURES:**

- PILLOWS:** One pair of style #13, 22" (see price list for additional pillows)
- BACK STYLE:** Semi-attached inside back
- LEGS:** Tapered front legs (removable), built-in tapered back legs (non-removable)
- WOOD FINISH:** Mocha (see samples for options)
- NAILHEAD:** Small and medium size (size/configuration shown standard)  
Black Pearl shown (see samples for color selection)

**DIMENSIONS:**

|        |                      | Length | Depth | Height | Inside Length | Seat Height | Seat Depth | Arm Height |
|--------|----------------------|--------|-------|--------|---------------|-------------|------------|------------|
| 253-13 | Large Sofa           | 99     | 44    | 38     | 81            | 21          | 25         | 26         |
| 253-20 | Loveseat (not shown) | 72     | 44    | 38     | 54            | 21          | 25         | 26         |
| 253-30 | Chair                | 45     | 44    | 38     | 27            | 21          | 25         | 26         |
| 253-40 | Ottoman              | 35     | 26    | 19     | -             | -           | -          | -          |

All dimensions are approximate.  
 For more detailed information go to: [www.smithbrothers.net/catalog/253](http://www.smithbrothers.net/catalog/253)







253

LEATHER  
style



Note: Curved design of base.

## FEATURES:

- BACK STYLE:** Semi-attached inside back
- LEGS:** Tapered front legs (*removable*), built-in tapered back legs (*non-removable*)
- WOOD FINISH:** Mocha (*see samples for options*)
- NAILHEAD:** Small and medium size (*size/configuration shown standard*)  
Black Pearl shown (*see samples for color selection*)

## DIMENSIONS:

|        |                               | Length | Depth | Height | Inside Length | Seat Height | Seat Depth | Arm Height |
|--------|-------------------------------|--------|-------|--------|---------------|-------------|------------|------------|
| 253-13 | Large Sofa                    | 99     | 44    | 38     | 81            | 21          | 25         | 26         |
| 253-20 | Loveseat ( <i>not shown</i> ) | 72     | 44    | 38     | 54            | 21          | 25         | 26         |
| 253-30 | Chair                         | 45     | 44    | 38     | 27            | 21          | 25         | 26         |
| 253-40 | Ottoman                       | 35     | 26    | 19     | -             | -           | -          | -          |



All dimensions are approximate.  
For more detailed information go to: [www.smithbrothers.net/catalog/253](http://www.smithbrothers.net/catalog/253)



SECTIONAL

253

FABRIC style



**FEATURES:**

- PILLOWS:** Two pairs of style #13, 22" (see price list for additional pillows)
- BACK STYLE:** Semi-attached inside back
- LEGS:** Tapered front legs (removable), built-in tapered back legs (non-removable)
- WOOD FINISH:** Mocha (see samples for options)
- NAILHEAD:** Small and medium size (size/configuration shown standard)  
Brushed Nickel shown (see samples for color selection)

**DIMENSIONS:**

|   |                                | Length | Depth | Height | Inside Length | Seat Height | Seat Depth | Arm Height |
|---|--------------------------------|--------|-------|--------|---------------|-------------|------------|------------|
| ▶ | 253-21 LAF Corner Sofa (shown) | 107    | 44    | 38     | 79            | 21          | 25         | 26         |
|   | 253-22 RAF Corner Sofa         | 107    | 44    | 38     | 79            | 21          | 25         | 26         |
|   | 253-14 LAF Sofa                | 90     | 44    | 38     | 81            | 21          | 25         | 26         |
|   | 253-15 RAF Sofa                | 90     | 44    | 38     | 81            | 21          | 25         | 26         |
|   | 253-24 LAF Loveseat            | 63     | 44    | 38     | 54            | 21          | 25         | 26         |
|   | 253-25 RAF Loveseat            | 63     | 44    | 38     | 54            | 21          | 25         | 26         |
|   | 253-34 LAF Chair               | 36     | 44    | 38     | 27            | 21          | 25         | 26         |
|   | 253-35 RAF Chair               | 36     | 44    | 38     | 27            | 21          | 25         | 26         |
|   | 253-44 LAF Chaise              | 36     | 70    | 38     | 27            | 21          | 51         | 26         |
| ▶ | 253-45 RAF Chaise (shown)      | 36     | 70    | 38     | 27            | 21          | 51         | 26         |
| ▶ | 253-16 Armless Sofa (shown)    | 81     | 44    | 38     | 81            | 21          | 25         | -          |
|   | 253-26 Armless Loveseat        | 54     | 44    | 38     | 54            | 21          | 25         | -          |
|   | 253-36 Armless Chair           | 27     | 44    | 38     | 27            | 21          | 25         | -          |
|   | 253-32 Corner Chair            | 44     | 44    | 38     | 25            | 21          | 25         | -          |

LAF = Left Arm Facing, RAF = Right Arm Facing





253

SECTIONAL

LEATHER style



FEATURES:

- BACK STYLE: Semi-attached inside back
- LEGS: Tapered front legs (removable), built-in tapered back legs (non-removable)
- WOOD FINISH: Mocha (see samples for options)
- NAILHEAD: Small and medium size (size/configuration shown standard)  
Black Pearl shown (see samples for color selection)

DIMENSIONS:

|          |                         | Length | Depth | Height | Inside Length | Seat Height | Seat Depth | Arm Height |
|----------|-------------------------|--------|-------|--------|---------------|-------------|------------|------------|
| 253-21   | LAF Corner Sofa         | 107    | 44    | 38     | 79            | 21          | 25         | 26         |
| ▶ 253-22 | RAF Corner Sofa (shown) | 107    | 44    | 38     | 79            | 21          | 25         | 26         |
| ▶ 253-14 | LAF Sofa (shown)        | 90     | 44    | 38     | 81            | 21          | 25         | 26         |
| 253-15   | RAF Sofa                | 90     | 44    | 38     | 81            | 21          | 25         | 26         |
| 253-24   | LAF Loveseat            | 63     | 44    | 38     | 54            | 21          | 25         | 26         |
| 253-25   | RAF Loveseat            | 63     | 44    | 38     | 54            | 21          | 25         | 26         |
| 253-34   | LAF Chair               | 36     | 44    | 38     | 27            | 21          | 25         | 26         |
| 253-35   | RAF Chair               | 36     | 44    | 38     | 27            | 21          | 25         | 26         |
| 253-44   | LAF Chaise              | 36     | 70    | 38     | 27            | 21          | 51         | 26         |
| 253-45   | RAF Chaise              | 36     | 70    | 38     | 27            | 21          | 51         | 26         |
| 253-16   | Armless Sofa            | 81     | 44    | 38     | 81            | 21          | 25         | -          |
| 253-26   | Armless Loveseat        | 54     | 44    | 38     | 54            | 21          | 25         | -          |
| 253-36   | Armless Chair           | 27     | 44    | 38     | 27            | 21          | 25         | -          |
| 253-32   | Corner Chair            | 44     | 44    | 38     | 25            | 21          | 25         | -          |

LAF = Left Arm Facing, RAF = Right Arm Facing





253 Style Sectional



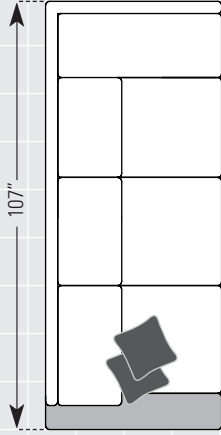
# 253 STYLE SECTIONAL

AVAILABLE PIECES | PILLOWS ARE NOT STANDARD ON LEATHER STYLES

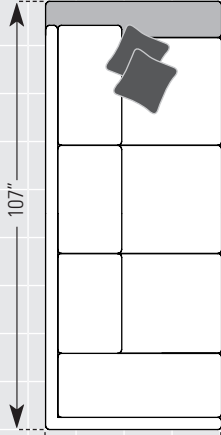
# SMITH BROTHERS of BERNE

DIAGRAMS 1/4" = 1'

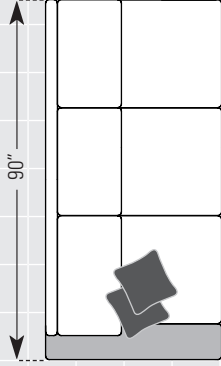
All dimensions are approximate and subject to change without notice. See [www.smithbrothersfurniture.com](http://www.smithbrothersfurniture.com) for more information.



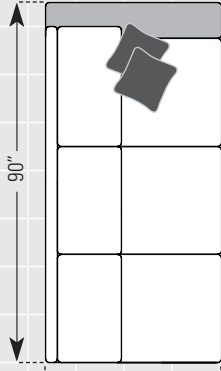
ITEM #21 LAF CORNER SOFA  
INSIDE LENGTH: 79"



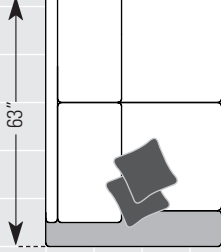
ITEM #22 RAF CORNER SOFA  
INSIDE LENGTH: 79"



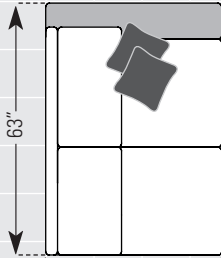
ITEM #14 LAF SOFA  
INSIDE LENGTH: 81"



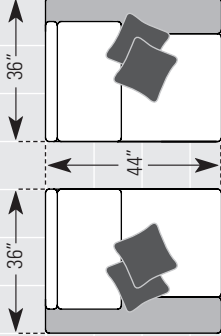
ITEM #15 RAF SOFA  
INSIDE LENGTH: 81"



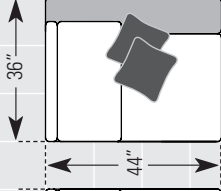
ITEM #24 LAF LOVESEAT  
INSIDE LENGTH: 54"



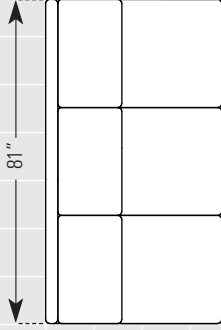
ITEM #25 RAF LOVESEAT  
INSIDE LENGTH: 54"



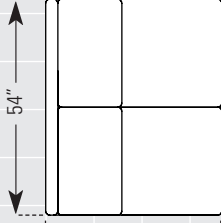
ITEM #34 LAF CHAIR  
INSIDE LENGTH: 27"



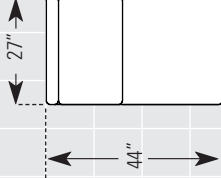
ITEM #35 RAF CHAIR  
INSIDE LENGTH: 27"



ITEM #16 ARMLESS SOFA



ITEM #26 ARMLESS LOVESEAT



ITEM #36 ARMLESS CHAIR

## COMMON DIMENSIONS

These dimensions are the same for all pieces in this group unless otherwise noted.

|                            |     |
|----------------------------|-----|
| OVERALL HEIGHT             | 38" |
| SEAT HEIGHT                | 21" |
| SEAT DEPTH (EXCEPT CHAISE) | 25" |
| ARM HEIGHT                 | 26" |

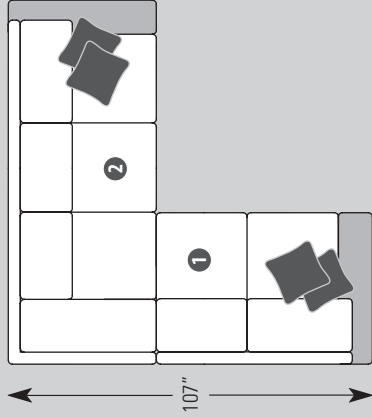
## Standard Pillows

2 Style #13, 22" pillows square with welt cord per fabric sectional piece with an arm.  
Leather pieces are not standard with pillows.



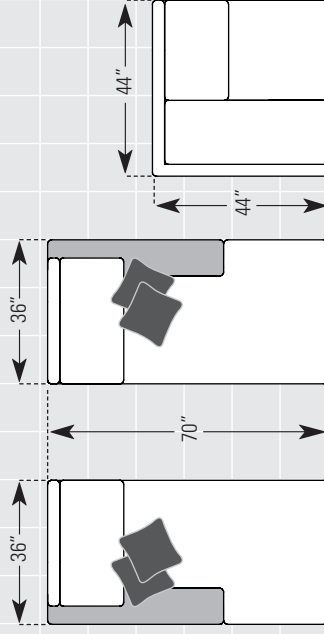
LAF = Left Arm Facing, RAF = Right Arm Facing

Example diagram is not to scale.



- 1) ITEM #24 LAF LOVESEAT
- 2) ITEM #22 RAF CORNER SOFA

## EXAMPLE COMBINATION



ITEM #44 LAF CHAISE  
INSIDE LENGTH: 27"  
SEAT DEPTH: 51"

ITEM #45 RAF CHAISE  
INSIDE LENGTH: 27"  
SEAT DEPTH: 51"

ITEM #32 CORNER CHAIR



**256**  
 FABRIC  
 style



Side Profile

**FEATURES:**

- PILLOWS:** One pair of style #12, 18" *(see price list for additional pillows)*
- BACK STYLE:** Semi-attached inside back
- LEGS:** Built-in tapered legs *(non-removable)*
- WOOD FINISH:** Driftwood *(see samples for options)*
- DESIGN NOTE:** Due to the curve of the frame, stripes and plaids cannot be fully matched. All seating pieces feature a subtle curved design along the front and back. The ottoman curves outward to complement the chair.

**DIMENSIONS:**

|        |                             | Length | Depth | Height | Inside Length | Seat Height | Seat Depth | Arm Height |
|--------|-----------------------------|--------|-------|--------|---------------|-------------|------------|------------|
| 256-13 | Large Sofa                  | 91     | 43    | 36     | 77            | 20          | 20         | 26         |
| 256-20 | Loveseat <i>(not shown)</i> | 64     | 41    | 36     | 50            | 20          | 20         | 26         |
| 256-30 | Chair                       | 35     | 40    | 36     | 23            | 20          | 20         | 26         |
| 256-40 | Ottoman                     | 29     | 24    | 18     | -             | -           | -          | -          |





256

LEATHER  
style



Note: Subtle curve  
along front and back.

## FEATURES:

- BACK STYLE:** Semi-attached inside back
- LEGS:** Built-in tapered legs (*non-removable*)
- WOOD FINISH:** Mocha (*see samples for options*)
- DESIGN NOTE:** All seating pieces feature a subtle curved design along the front and back. The ottoman curves outward to complement the chair.

## DIMENSIONS:

|        |                               | Length | Depth | Height | Inside Length | Seat Height | Seat Depth | Arm Height |
|--------|-------------------------------|--------|-------|--------|---------------|-------------|------------|------------|
| 256-13 | Large Sofa                    | 91     | 43    | 36     | 77            | 20          | 20         | 26         |
| 256-20 | Loveseat ( <i>not shown</i> ) | 64     | 41    | 36     | 50            | 20          | 20         | 26         |
| 256-30 | Chair                         | 35     | 40    | 36     | 23            | 20          | 20         | 26         |
| 256-40 | Ottoman                       | 29     | 24    | 18     | -             | -           | -          | -          |



All dimensions are approximate.  
For more detailed information go to: [www.smithbrothers.net/catalog/256](http://www.smithbrothers.net/catalog/256)



258

FABRIC style



### FEATURES:

- PILLOWS:** One pair of style #13, 20" (see price list for additional pillows)
- BACK STYLE:** Pullover inside back
- LEGS:** Built-in tapered legs and base (non-removable)
- WOOD FINISH:** Butternut (see samples for options)
- NAILHEAD:** Small size (size/configuration shown standard)  
Antique Brass shown (see samples for color selection)



Curve Detail

### DIMENSIONS:

|        |                      | Length | Depth | Height | Inside Length | Seat Height | Seat Depth | Arm Height |
|--------|----------------------|--------|-------|--------|---------------|-------------|------------|------------|
| 258-10 | Sofa                 | 86     | 37    | 35     | 77            | 21          | 21         | 25         |
| 258-20 | Loveseat (not shown) | 60     | 37    | 35     | 51            | 21          | 21         | 25         |
| 258-30 | Chair                | 30     | 37    | 35     | 21            | 21          | 21         | 25         |
| 258-40 | Ottoman              | 27     | 22    | 19     | -             | -           | -          | -          |







258

LEATHER  
style



## FEATURES:

- BACK STYLE:** Pullover inside back
- LEGS:** Built-in tapered legs and base (*non-removable*)
- WOOD FINISH:** Mocha (*see samples for options*)
- NAILHEAD:** Small size (*size/configuration shown standard*)  
Black Pearl shown (*see samples for color selection*)

## DIMENSIONS:

|        |                               | Length | Depth | Height | Inside Length | Seat Height | Seat Depth | Arm Height |
|--------|-------------------------------|--------|-------|--------|---------------|-------------|------------|------------|
| 258-10 | Sofa                          | 86     | 37    | 35     | 77            | 21          | 21         | 25         |
| 258-20 | Loveseat ( <i>not shown</i> ) | 60     | 37    | 35     | 51            | 21          | 21         | 25         |
| 258-30 | Chair                         | 30     | 37    | 35     | 21            | 21          | 21         | 25         |
| 258-40 | Ottoman                       | 27     | 22    | 19     | -             | -           | -          | -          |



All dimensions are approximate.  
For more detailed information go to: [www.smithbrothers.net/catalog/258](http://www.smithbrothers.net/catalog/258)



259

FABRIC style



### FEATURES:

- PILLOWS:** One pair of style #12, 22" (see price list for additional pillows)
- BACK STYLE:** Loose pillow inside back
- LEGS:** Tapered legs (removable)
- WOOD FINISH:** Mocha (see samples for options)
- DESIGN NOTE:** The 259 style is standard with a foam seat core and fiber loose pillow backs. A feather down seat and back option is available for an upcharge.

### DIMENSIONS:

|        |                      | Length | Depth | Height | Inside Length | Seat Height | Seat Depth | Arm Height |
|--------|----------------------|--------|-------|--------|---------------|-------------|------------|------------|
| 259-13 | Sofa                 | 105    | 45    | 37     | 86            | 20          | 26         | 25         |
| 259-20 | Loveseat (not shown) | 76     | 45    | 37     | 57            | 20          | 26         | 25         |
| 259-30 | Chair                | 48     | 45    | 37     | 29            | 20          | 26         | 25         |
| 259-40 | Ottoman              | 39     | 32    | 16     | -             | -           | -          | -          |







SECTIONAL

259  
FABRIC  
style



**FEATURES:**

- PILLOWS:** Two pairs of style #12, 22" (see price list for additional pillows)
- BACK STYLE:** Loose pillow inside back
- LEGS:** Tapered legs (removable)
- WOOD FINISH:** Mocha (see samples for options)
- DESIGN NOTE:** The 259 style is standard with a foam seat core and fiber loose pillow backs. A feather down seat and back option is available for an upcharge.

**DIMENSIONS:**

|   |                             | Length | Depth | Height | Inside Length | Seat Height | Seat Depth | Arm Height |
|---|-----------------------------|--------|-------|--------|---------------|-------------|------------|------------|
| ▶ | 259-14 LAF Sofa (shown)     | 95     | 45    | 37     | 86            | 20          | 26         | 25         |
| ▶ | 259-15 RAF Sofa (shown)     | 95     | 45    | 37     | 86            | 20          | 26         | 25         |
|   | 259-24 LAF Loveseat         | 67     | 45    | 37     | 57            | 20          | 26         | 25         |
|   | 259-25 RAF Loveseat         | 67     | 45    | 37     | 57            | 20          | 26         | 25         |
|   | 259-34 LAF Chair            | 38     | 45    | 37     | 29            | 20          | 26         | 25         |
|   | 259-35 RAF Chair            | 38     | 45    | 37     | 29            | 20          | 26         | 25         |
|   | 259-16 Armless Sofa         | 86     | 45    | 37     | 86            | 20          | 26         | -          |
|   | 259-26 Armless Loveseat     | 57     | 45    | 37     | 57            | 20          | 26         | -          |
|   | 259-36 Armless Chair        | 29     | 45    | 37     | 29            | 20          | 26         | -          |
| ▶ | 259-32 Corner Chair (shown) | 45     | 45    | 37     | 26            | 20          | 26         | -          |
| ▶ | 259-40 Ottoman              | 39     | 32    | 16     | -             | -           | -          | -          |

LAF = Left Arm Facing, RAF = Right Arm Facing









*JB* 259 Style Sectional

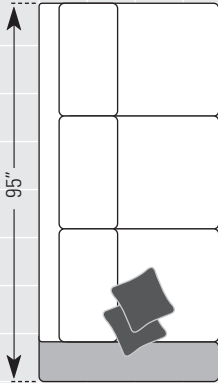
# 259 STYLE SECTIONAL

AVAILABLE PIECES | PILLOWS ARE NOT STANDARD ON LEATHER STYLES

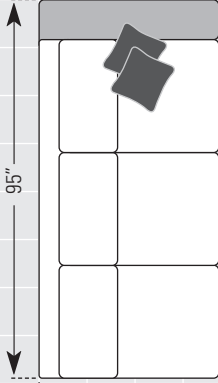
# SMITH BROTHERS *of* B E R N E

DIAGRAMS 1/4" = 1'

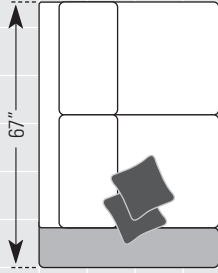
All dimensions are approximate. See [www.smithbrothersfurniture.com](http://www.smithbrothersfurniture.com) for more information.



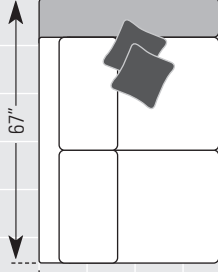
ITEM #14 LAF SOFA  
INSIDE LENGTH: 86"



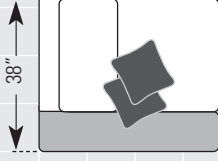
ITEM #15 RAF SOFA  
INSIDE LENGTH: 86"



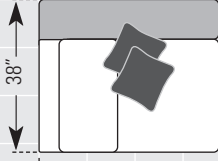
ITEM #24 LAF LOVESEAT  
INSIDE LENGTH: 57"



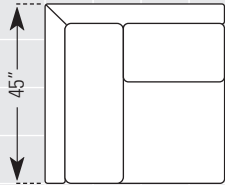
ITEM #25 RAF LOVESEAT  
INSIDE LENGTH: 57"



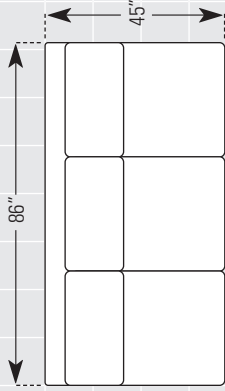
ITEM #34 LAF CHAIR  
INSIDE LENGTH: 29"



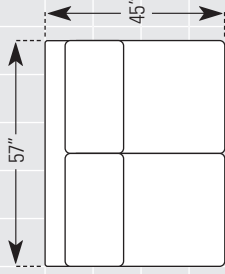
ITEM #35 RAF CHAIR  
INSIDE LENGTH: 29"



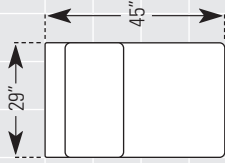
ITEM #32 CORNER CHAIR  
INSIDE LENGTH: 26"



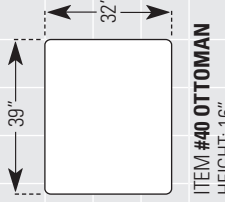
ITEM #16 ARMLESS SOFA



ITEM #26 ARMLESS LOVESEAT



ITEM #36 ARMLESS CHAIR



ITEM #40 OTTOMAN  
HEIGHT: 16"

## COMMON DIMENSIONS

|                      |     |
|----------------------|-----|
| OVERALL HEIGHT ..... | 37" |
| SEAT HEIGHT .....    | 20" |
| SEAT DEPTH .....     | 26" |
| ARM HEIGHT .....     | 25" |

### Standard Pillows

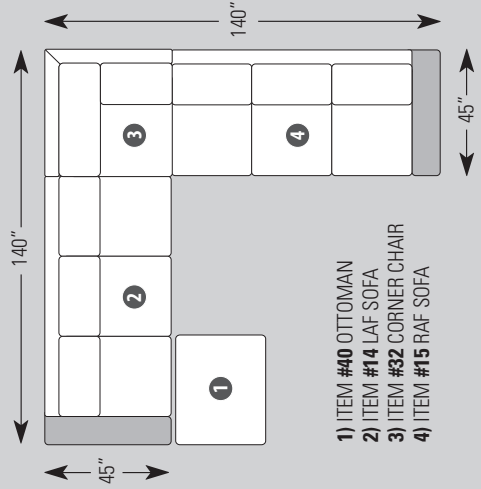
2 Style #12, 22" pillows without welt cord per fabric sectional piece with an arm. Leather pieces are not standard with pillows.



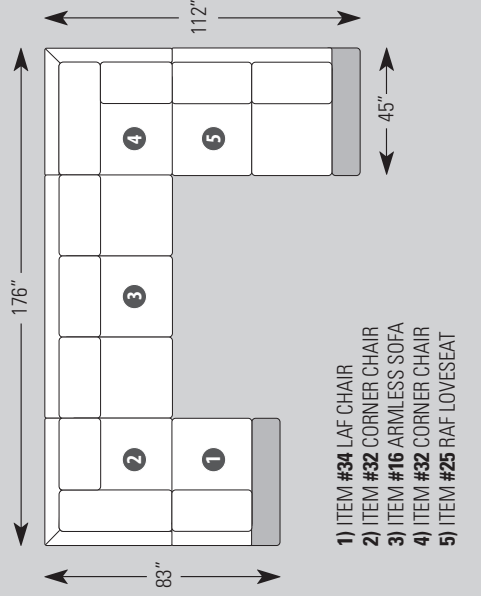
LAF = Left Arm Facing, RAF = Right Arm Facing

## EXAMPLE COMBINATIONS

Example diagrams are not to scale.



- 1) ITEM #40 OTTOMAN
- 2) ITEM #14 LAF SOFA
- 3) ITEM #32 CORNER CHAIR
- 4) ITEM #15 RAF SOFA



- 1) ITEM #34 LAF CHAIR
- 2) ITEM #32 CORNER CHAIR
- 3) ITEM #16 ARMLESS SOFA
- 4) ITEM #32 CORNER CHAIR
- 5) ITEM #25 RAF LOVESEAT



**261**  
 FABRIC  
 style



**FEATURES:**

- PILLOWS:** One pair of style #12, 18" *(see price list for additional pillows)*
- BACK STYLE:** Loose pillow inside back
- LEGS:** Built-in tapered legs *(non-removable)*
- WOOD FINISH:** Mocha *(see samples for options)*
- DESIGN NOTE:** The 261 style is standard with a foam seat core and fiber loose pillow backs. A feather down seat and back option is available for an upcharge.

**DIMENSIONS:**

|        |                             | Length | Depth | Height | Inside Length | Seat Height | Seat Depth | Arm Height |
|--------|-----------------------------|--------|-------|--------|---------------|-------------|------------|------------|
| 261-10 | Sofa                        | 87     | 41    | 37     | 78            | 20          | 22         | 26         |
| 261-20 | Loveseat <i>(not shown)</i> | 61     | 41    | 37     | 52            | 20          | 22         | 26         |
| 261-30 | Chair                       | 33     | 41    | 37     | 24            | 20          | 22         | 26         |
| 261-40 | Ottoman                     | 27     | 21    | 18     | -             | -           | -          | -          |







261

LEATHER  
style



## FEATURES:

- BACK STYLE:** Loose pillow inside back
- LEGS:** Built-in tapered legs (*non-removable*)
- WOOD FINISH:** Shagbark (*see samples for options*)
- DESIGN NOTE:** The 261 style is standard with a foam seat core and fiber loose pillow backs. A feather down seat and back option is available for an upcharge.

## DIMENSIONS:

|        |                               | Length | Depth | Height | Inside Length | Seat Height | Seat Depth | Arm Height |
|--------|-------------------------------|--------|-------|--------|---------------|-------------|------------|------------|
| 261-10 | Sofa                          | 87     | 41    | 37     | 78            | 20          | 22         | 26         |
| 261-20 | Loveseat ( <i>not shown</i> ) | 61     | 41    | 37     | 52            | 20          | 22         | 26         |
| 261-30 | Chair                         | 33     | 41    | 37     | 24            | 20          | 22         | 26         |
| 261-40 | Ottoman                       | 27     | 21    | 18     | -             | -           | -          | -          |



All dimensions are approximate.  
For more detailed information go to: [www.smithbrothers.net/catalog/261](http://www.smithbrothers.net/catalog/261)



# 261

FABRIC style

## SECTIONAL



### FEATURES:

- PILLOWS:** One pair of style #12, 18" (see price list for additional pillows)
- BACK STYLE:** Loose pillow inside back
- LEGS:** Built-in tapered legs (non-removable)
- WOOD FINISH:** Shagbark (see samples for options)
- DESIGN NOTE:** The 261 style is standard with a foam seat core and fiber loose pillow backs. A feather down seat and back option is available for an upcharge.

### DIMENSIONS:

|          |                         | Length | Depth | Height | Inside Length | Seat Height | Seat Depth | Arm Height |
|----------|-------------------------|--------|-------|--------|---------------|-------------|------------|------------|
| 261-14   | LAF Sofa                | 84     | 41    | 37     | 78            | 20          | 21         | 25         |
| 261-15   | RAF Sofa                | 84     | 41    | 37     | 78            | 20          | 21         | 25         |
| 261-21   | LAF Corner Sofa         | 96     | 41    | 37     | 73            | 20          | 21         | 25         |
| ▶ 261-22 | RAF Corner Sofa (shown) | 96     | 41    | 37     | 73            | 20          | 21         | 25         |
| 261-24   | LAF Loveseat            | 58     | 41    | 37     | 52            | 20          | 21         | 25         |
| 261-25   | RAF Loveseat            | 58     | 41    | 37     | 52            | 20          | 21         | 25         |
| 261-34   | LAF Chair               | 32     | 41    | 37     | 26            | 20          | 21         | 25         |
| 261-35   | RAF Chair               | 32     | 41    | 37     | 26            | 20          | 21         | 25         |
| ▶ 261-16 | Armless Sofa (shown)    | 78     | 41    | 37     | 78            | 20          | 21         | -          |
| 261-26   | Armless Loveseat        | 52     | 41    | 37     | 52            | 20          | 21         | -          |
| 261-36   | Armless Chair           | 26     | 41    | 37     | 26            | 20          | 21         | -          |
| 261-32   | Corner Chair            | 41     | 41    | 37     | 21            | 20          | 21         | -          |
| ▶ 261-44 | LAF Chaise (shown)      | 30     | 67    | 37     | 26            | 20          | 47         | 25         |
| 261-45   | RAF Chaise              | 30     | 67    | 37     | 26            | 20          | 47         | 25         |

LAF = Left Arm Facing, RAF = Right Arm Facing





261

LEATHER style

## SECTIONAL



### FEATURES:

- BACK STYLE: Loose pillow inside back
- LEGS: Built-in tapered legs (*non-removable*)
- WOOD FINISH: Shagbark (*see samples for options*)
- DESIGN NOTE: The 261 style is standard with a foam seat core and fiber loose pillow backs. A feather down seat and back option is available for an upcharge.

### DIMENSIONS:

|          |                             | Length | Depth | Height | Inside Length | Seat Height | Seat Depth | Arm Height |
|----------|-----------------------------|--------|-------|--------|---------------|-------------|------------|------------|
| 261-14   | LAF Sofa                    | 84     | 41    | 37     | 78            | 20          | 21         | 25         |
| ▶ 261-15 | RAF Sofa ( <i>shown</i> )   | 84     | 41    | 37     | 78            | 20          | 21         | 25         |
| 261-21   | LAF Corner Sofa             | 96     | 41    | 37     | 73            | 20          | 21         | 25         |
| 261-22   | RAF Corner Sofa             | 96     | 41    | 37     | 73            | 20          | 21         | 25         |
| 261-24   | LAF Loveseat                | 58     | 41    | 37     | 52            | 20          | 21         | 25         |
| 261-25   | RAF Loveseat                | 58     | 41    | 37     | 52            | 20          | 21         | 25         |
| 261-34   | LAF Chair                   | 32     | 41    | 37     | 26            | 20          | 21         | 25         |
| 261-35   | RAF Chair                   | 32     | 41    | 37     | 26            | 20          | 21         | 25         |
| 261-16   | Armless Sofa                | 78     | 41    | 37     | 78            | 20          | 21         | -          |
| 261-26   | Armless Loveseat            | 52     | 41    | 37     | 52            | 20          | 21         | -          |
| 261-36   | Armless Chair               | 26     | 41    | 37     | 26            | 20          | 21         | -          |
| 261-32   | Corner Chair                | 41     | 41    | 37     | 21            | 20          | 21         | -          |
| ▶ 261-44 | LAF Chaise ( <i>shown</i> ) | 30     | 67    | 37     | 26            | 20          | 47         | 25         |
| 261-45   | RAF Chaise                  | 30     | 67    | 37     | 26            | 20          | 47         | 25         |

LAF = Left Arm Facing, RAF = Right Arm Facing





261 Style Sectional



# 261 STYLE SECTIONAL

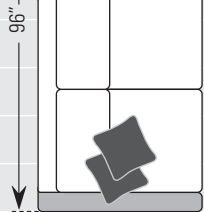
AVAILABLE PIECES | PILLOWS ARE NOT STANDARD ON LEATHER STYLES



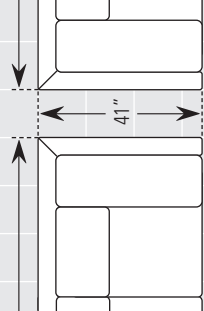
**SMITH BROTHERS**  
of B E R N E

DIAGRAMS 1/4" = 1'

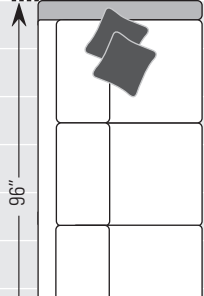
All dimensions are approximate and subject to change without notice. See [www.smithbrothersfurniture.com](http://www.smithbrothersfurniture.com) for more information.



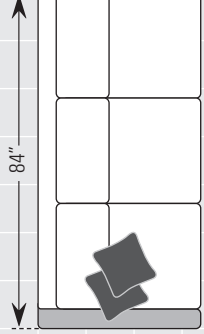
ITEM #21 LAF CORNER SOFA  
INSIDE LENGTH: 73"



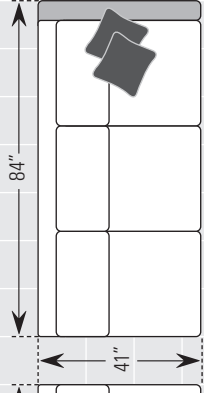
ITEM #22 RAF CORNER SOFA  
INSIDE LENGTH: 73"



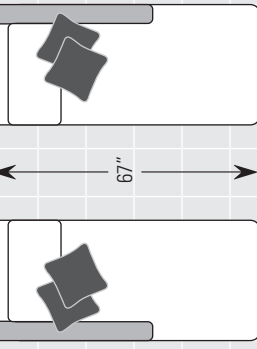
ITEM #14 LAF SOFA  
INSIDE LENGTH: 78"



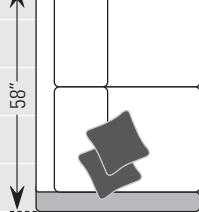
ITEM #15 RAF SOFA  
INSIDE LENGTH: 78"



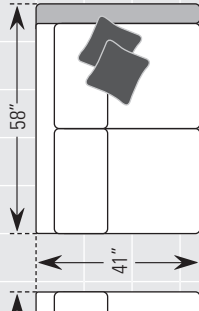
ITEM #44 LAF CHAISE  
INSIDE LENGTH: 26"  
SEAT DEPTH: 47"



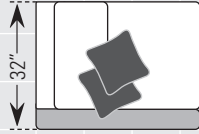
ITEM #45 RAF CHAISE  
INSIDE LENGTH: 26"  
SEAT DEPTH: 47"



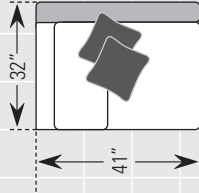
ITEM #24 LAF LOVESEAT  
INSIDE LENGTH: 52"



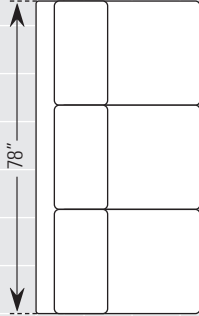
ITEM #25 RAF LOVESEAT  
INSIDE LENGTH: 52"



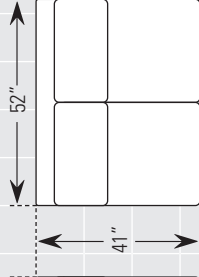
ITEM #34 LAF CHAIR  
INSIDE LENGTH: 26"



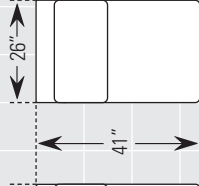
ITEM #35 RAF CHAIR  
INSIDE LENGTH: 26"



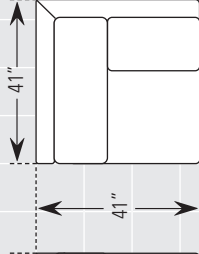
ITEM #16 ARMLESS SOFA



ITEM #26 ARMLESS LOVESEAT



ITEM #36 ARMLESS CHAIR



ITEM #32 CORNER CHAIR  
INSIDE LENGTH: 21"

## COMMON DIMENSIONS

These dimensions are the same for all pieces in this group unless otherwise noted.

|                |     |
|----------------|-----|
| OVERALL HEIGHT | 37" |
| SEAT HEIGHT    | 20" |
| SEAT DEPTH     | 21" |
| ARM HEIGHT     | 25" |

### Standard Pillows

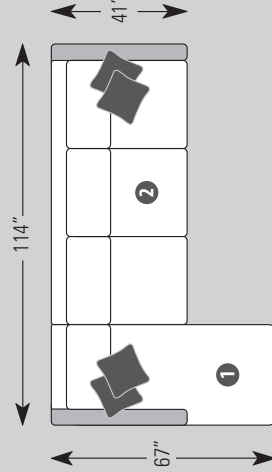
2 Style #12, 18" pillows without welt cord per fabric sectional piece with an arm. Leather pieces are not standard with pillows.



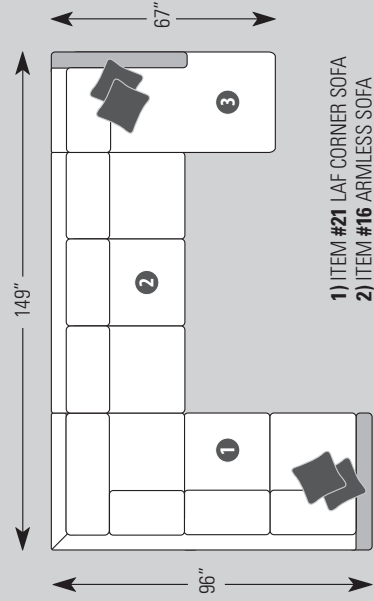
LAF = Left Arm Facing, RAF = Right Arm Facing

## EXAMPLE COMBINATIONS

Example diagrams are not to scale.



1) ITEM #44 LAF CHAISE  
2) ITEM #15 RAF SOFA



1) ITEM #21 LAF CORNER SOFA  
2) ITEM #16 ARMLESS SOFA  
3) ITEM #45 RAF CHAISE



262

FABRIC style



## FEATURES:

- PILLOWS:** One pair style #13, 18" (*see price list for additional pillows*)
- BACK STYLE:** Semi-attached inside back
- LEGS:** Tapered front legs (*removable*), built-in tapered back legs (*non-removable*)
- WOOD FINISH:** Shagbark (*see samples for options*)
- NAILHEAD:** Small and medium size (*size/configuration shown standard*)  
Nailhead cannot be removed from this style  
Rubbed Bronze shown (*see samples for color selection*)
- DESIGN NOTE:** Due to the curved arm design, plaids and stripes cannot be fully matched



## DIMENSIONS:

|        |                               | Length | Depth | Height | Inside Length | Seat Height | Seat Depth | Arm Height |
|--------|-------------------------------|--------|-------|--------|---------------|-------------|------------|------------|
| 262-10 | Sofa                          | 83     | 38    | 37     | 69            | 20          | 20         | 25         |
| 262-20 | Loveseat ( <i>not shown</i> ) | 60     | 38    | 37     | 46            | 20          | 20         | 25         |
| 262-30 | Chair                         | 38     | 38    | 37     | 23            | 20          | 20         | 25         |
| 262-40 | Ottoman                       | 28     | 22    | 17     | -             | -           | -          | -          |

All dimensions are approximate.  
For more detailed information go to: [www.smithbrothers.net/catalog/262](http://www.smithbrothers.net/catalog/262)





262

LEATHER style



### FEATURES:

- BACK STYLE:** Semi-attached inside back
- LEGS:** Tapered front legs (*removable*), built-in tapered back legs (*non-removable*)
- WOOD FINISH:** Shagbark (*see samples for options*)
- NAILHEAD:** Small and medium size (*size/configuration shown standard*)  
Nailhead cannot be removed from this style  
Rubbed Bronze shown (*see samples for color selection*)

### DIMENSIONS:

|        |                               | Length | Depth | Height | Inside Length | Seat Height | Seat Depth | Arm Height |
|--------|-------------------------------|--------|-------|--------|---------------|-------------|------------|------------|
| 262-10 | Sofa                          | 83     | 38    | 37     | 69            | 20          | 20         | 25         |
| 262-20 | Loveseat ( <i>not shown</i> ) | 60     | 38    | 37     | 46            | 20          | 20         | 25         |
| 262-30 | Chair                         | 38     | 38    | 37     | 23            | 20          | 20         | 25         |
| 262-40 | Ottoman                       | 28     | 22    | 17     | -             | -           | -          | -          |



All dimensions are approximate.  
For more detailed information go to: [www.smithbrothers.net/catalog/262](http://www.smithbrothers.net/catalog/262)



**263**  
 FABRIC  
 style



**How Shown:**  
 Sofa in fabric 442114 with two #13, 18" pillows in 454914 with  
 two #13, 18" pillows in 443214  
 Chair and Ottoman in fabric 455014



**FEATURES:**

- PILLOWS:** One pair of style #13, 18" (*see price list for additional pillows*)
- BACK STYLE:** Semi-attached inside back
- LEGS:** Turned front legs (*removable*), built-in tapered back legs (*non-removable*)
- WOOD FINISH:** Mocha (*see samples for options*)
- NAILHEAD:** Small size (*size/configuration shown standard*)  
Black Pearl shown (*see samples for color selection*)
- DESIGN NOTE:** The ottoman top is curved inward to allow it to sit close to the chair and outward on the opposite side to mimic the curve on the chair front.



**DIMENSIONS:**

|        |                               | Length | Depth | Height | Inside Length | Seat Height | Seat Depth | Arm Height |
|--------|-------------------------------|--------|-------|--------|---------------|-------------|------------|------------|
| 263-10 | Sofa                          | 86     | 39    | 38     | 76            | 21          | 21         | 27         |
| 263-20 | Loveseat ( <i>not shown</i> ) | 61     | 39    | 38     | 51            | 21          | 21         | 27         |
| 263-30 | Chair                         | 32     | 39    | 38     | 22            | 21          | 21         | 27         |
| 263-40 | Ottoman                       | 26     | 21    | 19     | -             | -           | -          | -          |







263

LEATHER  
style



**How Shown:**

Leather 4117 with two #13, 18" pillows in 454608  
(pillows are not standard on leather styles)



**FEATURES:**

- BACK STYLE: Semi-attached inside back
- LEGS: Turned front legs (*removable*), built-in tapered back legs (*non-removable*)
- WOOD FINISH: Shagbark (*see samples for options*)
- NAILHEAD: Small size (*size/configuration shown standard*)  
Antique Brass shown (*see samples for color selection*)
- DESIGN NOTE: The ottoman top is curved inward to allow it to sit close to the chair and outward on the opposite side to mimic the curve on the chair front.

**DIMENSIONS:**

|        |                               | Length | Depth | Height | Inside Length | Seat Height | Seat Depth | Arm Height |
|--------|-------------------------------|--------|-------|--------|---------------|-------------|------------|------------|
| 263-10 | Sofa                          | 86     | 39    | 38     | 76            | 21          | 21         | 27         |
| 263-20 | Loveseat ( <i>not shown</i> ) | 61     | 39    | 38     | 51            | 21          | 21         | 27         |
| 263-30 | Chair                         | 32     | 39    | 38     | 22            | 21          | 21         | 27         |
| 263-40 | Ottoman                       | 26     | 21    | 19     | -             | -           | -          | -          |





270

FABRIC style



## FEATURES:

- PILLOWS:** One pair of style #12, 18" *(see price list for additional pillows)*
- BACK STYLE:** Semi-attached inside back
- LEGS:** Built-in tapered legs *(non-removable)*
- WOOD FINISH:** Shagbark *(see samples for options)*
- NAILHEAD:** Small size *(size/configuration shown standard)*  
Black Pearl shown *(see samples for color selection)*

## DIMENSIONS:

|        |                             | Length | Depth | Height | Inside Length | Seat Height | Seat Depth | Arm Height |
|--------|-----------------------------|--------|-------|--------|---------------|-------------|------------|------------|
| 270-10 | Sofa                        | 90     | 41    | 40     | 80            | 21          | 21         | 25         |
| 270-20 | Loveseat <i>(not shown)</i> | 63     | 41    | 40     | 53            | 21          | 21         | 25         |
| 270-30 | Chair                       | 32     | 41    | 40     | 22            | 21          | 21         | 25         |
| 270-40 | Ottoman                     | 27     | 21    | 19     | -             | -           | -          | -          |

All dimensions are approximate.

For more detailed information go to: [www.smithbrothers.net/catalog/270](http://www.smithbrothers.net/catalog/270)





270

LEATHER  
style



## FEATURES:

- BACK STYLE:** Semi-attached inside back
- LEGS:** Built-in tapered legs (*non-removable*)
- WOOD FINISH:** Espresso (*see samples for options*)
- NAILHEAD:** Small size (*size/configuration shown standard*)  
Antique Brass shown (*see samples for color selection*)

## DIMENSIONS:

|        |                               | Length | Depth | Height | Inside Length | Seat Height | Seat Depth | Arm Height |
|--------|-------------------------------|--------|-------|--------|---------------|-------------|------------|------------|
| 270-10 | Sofa                          | 90     | 41    | 40     | 80            | 21          | 21         | 25         |
| 270-20 | Loveseat ( <i>not shown</i> ) | 63     | 41    | 40     | 53            | 21          | 21         | 25         |
| 270-30 | Chair                         | 32     | 41    | 40     | 22            | 21          | 21         | 25         |
| 270-40 | Ottoman                       | 27     | 21    | 19     | -             | -           | -          | -          |



All dimensions are approximate.  
For more detailed information go to: [www.smithbrothers.net/catalog/270](http://www.smithbrothers.net/catalog/270)



280

FABRIC style



**FEATURES:**

- PILLOWS: One pair of style #12, 18" (see price list for additional pillows)
- BACK STYLE: Bustle inside back
- LEGS: Tapered front legs (removable), built-in tapered back legs (non-removable)
- WOOD FINISH: Mocha (see samples for options)
- NAILHEAD: Small size (size/configuration shown standard)  
Black Pearl shown (see samples for color selection)
- DESIGN NOTE: For a similar recliner, see the 780 style

**DIMENSIONS:**

|        |                      | Length | Depth | Height | Inside Length | Seat Height | Seat Depth | Arm Height |
|--------|----------------------|--------|-------|--------|---------------|-------------|------------|------------|
| 280-13 | Large Sofa           | 88     | 41    | 42     | 72            | 20          | 20         | 25         |
| 280-20 | Loveseat (not shown) | 64     | 41    | 42     | 48            | 20          | 20         | 25         |
| 280-30 | Chair                | 39     | 41    | 42     | 23            | 20          | 20         | 25         |
| 280-40 | Ottoman              | 28     | 24    | 18     | -             | -           | -          | -          |

All dimensions are approximate.  
For more detailed information go to: [www.smithbrothers.net/catalog/280](http://www.smithbrothers.net/catalog/280)







280

LEATHER  
style



### FEATURES:

- BACK STYLE: Bustle inside back
- LEGS: Tapered front legs (removable), built-in tapered back legs (*non-removable*)
- WOOD FINISH: Shagbark (*see samples for options*)
- NAILHEAD: Small size (*size/configuration shown standard*)  
Antique Brass shown (*see samples for color selection*)
- DESIGN NOTE: For a similar recliner, see the 780 style

### DIMENSIONS:

|        |                               | Length | Depth | Height | Inside Length | Seat Height | Seat Depth | Arm Height |
|--------|-------------------------------|--------|-------|--------|---------------|-------------|------------|------------|
| 280-13 | Large Sofa                    | 88     | 41    | 42     | 72            | 20          | 20         | 25         |
| 280-20 | Loveseat ( <i>not shown</i> ) | 64     | 41    | 42     | 48            | 20          | 20         | 25         |
| 280-30 | Chair                         | 39     | 41    | 42     | 23            | 20          | 20         | 25         |
| 280-40 | Ottoman                       | 28     | 24    | 18     | -             | -           | -          | -          |



All dimensions are approximate.  
For more detailed information go to: [www.smithbrothers.net/catalog/280](http://www.smithbrothers.net/catalog/280)



344

FABRIC style



**FEATURES:**

- PILLOWS:** One pair style #13, 18" *(see price list for additional pillows)*
- BACK STYLE:** Semi-attached inside back
- LEGS:** Built-in tapered legs *(non-removable)*
- WOOD FINISH:** Antique Shagbark *(see samples for options)*
- DESIGN NOTE:** Due to the curved/tapered arm design, plaids and stripes will be skewed on the outside arm.

**DIMENSIONS:**

|        |                             | Length | Depth | Height | Inside Length | Seat Height | Seat Depth | Arm Height |
|--------|-----------------------------|--------|-------|--------|---------------|-------------|------------|------------|
| 344-10 | Sofa                        | 80     | 38    | 37     | 62            | 20          | 20         | 26         |
| 344-20 | Loveseat <i>(not shown)</i> | 60     | 38    | 37     | 42            | 20          | 20         | 26         |
| 344-30 | Chair                       | 40     | 38    | 37     | 22            | 20          | 20         | 26         |
| 344-40 | Ottoman                     | 28     | 19    | 18     | -             | -           | -          | -          |

All dimensions are approximate.  
For more detailed information go to: [www.smithbrothers.net/catalog/344](http://www.smithbrothers.net/catalog/344)





344

LEATHER  
style



**FEATURES:**

- BACK STYLE: Semi-attached inside back
- LEGS: Built-in tapered legs (*non-removable*)
- WOOD FINISH: Fruitwood (*see samples for options*)

**DIMENSIONS:**

|        |                               | Length | Depth | Height | Inside Length | Seat Height | Seat Depth | Arm Height |
|--------|-------------------------------|--------|-------|--------|---------------|-------------|------------|------------|
| 344-10 | Sofa                          | 80     | 38    | 37     | 62            | 20          | 20         | 26         |
| 344-20 | Loveseat ( <i>not shown</i> ) | 60     | 38    | 37     | 42            | 20          | 20         | 26         |
| 344-30 | Chair                         | 40     | 38    | 37     | 22            | 20          | 20         | 26         |
| 344-40 | Ottoman                       | 28     | 19    | 18     | -             | -           | -          | -          |





**346**  
 FABRIC  
 style



**FEATURES:**

- PILLOWS:** One pair style #13, 18" (see price list for additional pillows)
- BACK STYLE:** Pullover inside back
- LEGS:** Turned front legs (removable), built-in tapered back legs (non-removable)
- WOOD FINISH:** Shagbark (see samples for options)

**DIMENSIONS:**

|        |                      | Length | Depth | Height | Inside Length | Seat Height | Seat Depth | Arm Height |
|--------|----------------------|--------|-------|--------|---------------|-------------|------------|------------|
| 346-10 | Sofa                 | 84     | 40    | 36     | 66            | 20          | 21         | 25         |
| 346-20 | Loveseat (not shown) | 62     | 40    | 36     | 44            | 20          | 21         | 25         |
| 346-30 | Chair                | 39     | 40    | 36     | 21            | 20          | 21         | 25         |
| 346-40 | Ottoman              | 28     | 21    | 18     | -             | -           | -          | -          |

All dimensions are approximate.  
 For more detailed information go to: [www.smithbrothers.net/catalog/346](http://www.smithbrothers.net/catalog/346)







346

LEATHER  
style



## FEATURES:

- BACK STYLE:** Pullover inside back
- LEGS:** Turned front legs (*removable*), built-in tapered back legs (*non-removable*)
- WOOD FINISH:** Shagbark (*see samples for options*)
- NAILHEAD:** Small size (*size/configuration shown standard when ordered in leather*)  
Black Pearl shown (*see samples for color selection*)

## DIMENSIONS:

|        |                               | Length | Depth | Height | Inside Length | Seat Height | Seat Depth | Arm Height |
|--------|-------------------------------|--------|-------|--------|---------------|-------------|------------|------------|
| 346-10 | Sofa                          | 84     | 40    | 36     | 66            | 20          | 21         | 25         |
| 346-20 | Loveseat ( <i>not shown</i> ) | 62     | 40    | 36     | 44            | 20          | 21         | 25         |
| 346-30 | Chair                         | 39     | 40    | 36     | 21            | 20          | 21         | 25         |
| 346-40 | Ottoman                       | 28     | 21    | 18     | -             | -           | -          | -          |



All dimensions are approximate.  
For more detailed information go to: [www.smithbrothers.net/catalog/346](http://www.smithbrothers.net/catalog/346)



**366**  
 FABRIC  
 style



**FEATURES:**

**PILLOWS:** One pair style #35, 18" (see price list for additional pillows)

**BACK STYLE:** Semi-attached inside back

**LEGS:** Tapered legs (removable)

**WOOD FINISH:** Shagbark (see samples for options)

**DIMENSIONS:**

|        |                      | Length | Depth | Height | Inside Length | Seat Height | Seat Depth | Arm Height |
|--------|----------------------|--------|-------|--------|---------------|-------------|------------|------------|
| 366-10 | Sofa                 | 79     | 36    | 36     | 63            | 19          | 20         | 25         |
| 366-20 | Loveseat (not shown) | 58     | 36    | 36     | 42            | 19          | 20         | 25         |
| 366-30 | Chair                | 37     | 36    | 36     | 21            | 19          | 20         | 25         |
| 366-40 | Ottoman              | 27     | 22    | 17     | -             | -           | -          | -          |

All dimensions are approximate.  
 For more detailed information go to: [www.smithbrothers.net/catalog/366](http://www.smithbrothers.net/catalog/366)





366

LEATHER  
style



**FEATURES:**

- BACK STYLE: Semi-attached inside back
- LEGS: Tapered legs (*removable*)
- WOOD FINISH: Espresso (*see samples for options*)

**DIMENSIONS:**

|        |                               | Length | Depth | Height | Inside Length | Seat Height | Seat Depth | Arm Height |
|--------|-------------------------------|--------|-------|--------|---------------|-------------|------------|------------|
| 366-10 | Sofa                          | 79     | 36    | 36     | 63            | 19          | 20         | 25         |
| 366-20 | Loveseat ( <i>not shown</i> ) | 58     | 36    | 36     | 42            | 19          | 20         | 25         |
| 366-30 | Chair                         | 37     | 36    | 36     | 21            | 19          | 20         | 25         |
| 366-40 | Ottoman                       | 27     | 22    | 17     | -             | -           | -          | -          |



All dimensions are approximate.  
For more detailed information go to: [www.smithbrothers.net/catalog/366](http://www.smithbrothers.net/catalog/366)



SECTIONAL

366  
FABRIC style



**FEATURES:**

**PILLOWS:** Two pair style #35, 18" (see price list for additional pillows)

**BACK STYLE:** Semi-attached inside back

**LEGS:** Tapered legs (removable)

**WOOD FINISH:** Shagbark (see samples for options)

**DIMENSIONS:**

|          |                         | Length | Depth | Height | Inside Length | Seat Height | Seat Depth | Arm Height |
|----------|-------------------------|--------|-------|--------|---------------|-------------|------------|------------|
| 366-21   | LAF Corner Sofa         | 85     | 36    | 36     | 63            | 19          | 20         | 25         |
| ▶ 366-22 | RAF Corner Sofa (shown) | 85     | 36    | 36     | 63            | 19          | 20         | 25         |
| ▶ 366-14 | LAF Sofa (shown)        | 70     | 36    | 36     | 62            | 19          | 20         | 25         |
| 366-15   | RAF Sofa                | 70     | 36    | 36     | 62            | 19          | 20         | 25         |
| 366-24   | LAF Loveseat            | 49     | 36    | 36     | 41            | 19          | 20         | 25         |
| 366-25   | RAF Loveseat            | 49     | 36    | 36     | 41            | 19          | 20         | 25         |
| 366-34   | LAF Chair               | 29     | 36    | 36     | 21            | 19          | 20         | 25         |
| 366-35   | RAF Chair               | 29     | 36    | 36     | 21            | 19          | 20         | 25         |
| 366-44   | LAF Chaise              | 29     | 63    | 36     | 21            | 19          | 47         | 25         |
| 366-45   | RAF Chaise              | 29     | 63    | 36     | 21            | 19          | 47         | 25         |
| 366-16   | Armless Sofa            | 62     | 36    | 36     | 62            | 19          | 20         | -          |
| 366-26   | Armless Loveseat        | 41     | 36    | 36     | 41            | 19          | 20         | -          |
| 366-36   | Armless Chair           | 22     | 36    | 36     | 22            | 19          | 20         | -          |
| 366-32   | Corner Chair            | 36     | 36    | 36     | 21            | 19          | 20         | -          |
| 366-53   | Wedge                   | 71     | 36    | 36     | 50            | 19          | 20         | -          |
| 1366-42  | Chaise Ottoman          | 21     | 21    | 19     | -             | -           | -          | -          |

LAF = Left Arm Facing, RAF = Right Arm Facing

All dimensions are approximate.

For more detailed information go to: [www.smithbrothers.net/catalog/366](http://www.smithbrothers.net/catalog/366)







# 366

LEATHER  
style

## SECTIONAL



### FEATURES:

- BACK STYLE:** Semi-attached inside back  
**LEGS:** Tapered legs (*removable*)  
**WOOD FINISH:** Butternut (*see samples for options*)

### DIMENSIONS:

|          |                                  | Length | Depth | Height | Inside Length | Seat Height | Seat Depth | Arm Height |
|----------|----------------------------------|--------|-------|--------|---------------|-------------|------------|------------|
| 366-21   | LAF Corner Sofa                  | 85     | 36    | 36     | 63            | 19          | 20         | 25         |
| ▶ 366-22 | RAF Corner Sofa ( <i>shown</i> ) | 85     | 36    | 36     | 63            | 19          | 20         | 25         |
| 366-14   | LAF Sofa                         | 70     | 36    | 36     | 62            | 19          | 20         | 25         |
| 366-15   | RAF Sofa                         | 70     | 36    | 36     | 62            | 19          | 20         | 25         |
| ▶ 366-24 | LAF Loveseat ( <i>shown</i> )    | 49     | 36    | 36     | 41            | 19          | 20         | 25         |
| 366-25   | RAF Loveseat                     | 49     | 36    | 36     | 41            | 19          | 20         | 25         |
| 366-34   | LAF Chair                        | 29     | 36    | 36     | 21            | 19          | 20         | 25         |
| 366-35   | RAF Chair                        | 29     | 36    | 36     | 21            | 19          | 20         | 25         |
| 366-44   | LAF Chaise                       | 29     | 63    | 36     | 21            | 19          | 47         | 25         |
| 366-45   | RAF Chaise                       | 29     | 63    | 36     | 21            | 19          | 47         | 25         |
| 366-16   | Armless Sofa                     | 62     | 36    | 36     | 62            | 19          | 20         | -          |
| 366-26   | Armless Loveseat                 | 41     | 36    | 36     | 41            | 19          | 20         | -          |
| 366-36   | Armless Chair                    | 22     | 36    | 36     | 22            | 19          | 20         | -          |
| 366-32   | Corner Chair                     | 36     | 36    | 36     | 21            | 19          | 20         | -          |
| 366-53   | Wedge                            | 71     | 36    | 36     | 50            | 19          | 20         | -          |
| 1366-42  | Chaise Ottoman                   | 21     | 21    | 19     | -             | -           | -          | -          |

LAF = Left Arm Facing, RAF = Right Arm Facing



All dimensions are approximate.  
For more detailed information go to: [www.smithbrothers.net/catalog/366](http://www.smithbrothers.net/catalog/366)



*SB* 366 Style Sectional

# 366 STYLE SECTIONAL

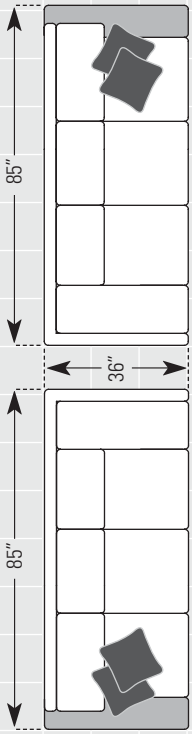
AVAILABLE PIECES | PILLOWS ARE NOT STANDARD ON LEATHER STYLES



**SMITH BROTHERS**  
of B E R N E

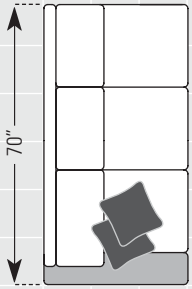
DIAGRAMS 1/4" = 1'

All dimensions are approximate. See [www.smithbrothers.net](http://www.smithbrothers.net) for more information.



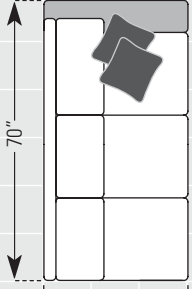
ITEM #21 LAF CORNER SOFA  
INSIDE LENGTH: 63"

ITEM #22 RAF CORNER SOFA  
INSIDE LENGTH: 63"

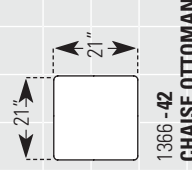


ITEM #14 LAF SOFA  
INSIDE LENGTH: 62"

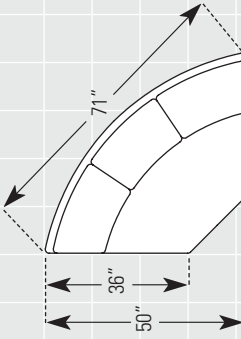
ITEM #15 RAF SOFA  
INSIDE LENGTH: 62"



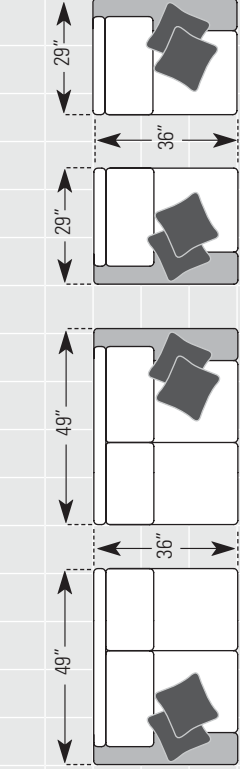
ITEM #16  
ARMLESS SOFA



1366 - 42  
CHAISE OTTOMAN  
WITH CASTERS  
HEIGHT: 19"



ITEM #53 WEDGE

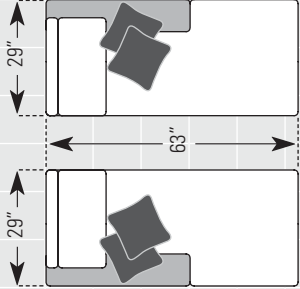


ITEM #24 LAF LOVESEAT  
INSIDE LENGTH: 41"

ITEM #25 RAF LOVESEAT  
INSIDE LENGTH: 41"

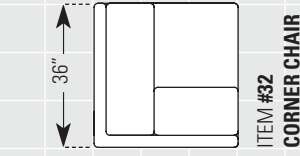
ITEM #34 LAF CHAIR  
INSIDE LENGTH: 21"

ITEM #35 RAF CHAIR  
INSIDE LENGTH: 21"

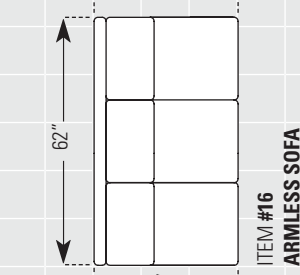


ITEM #44 LAF CHAISE  
INSIDE LENGTH: 21"  
SEAT DEPTH: 47"

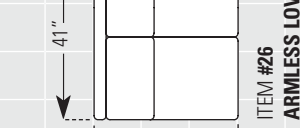
ITEM #45 RAF CHAISE  
INSIDE LENGTH: 21"  
SEAT DEPTH: 47"



ITEM #32 CORNER CHAIR  
INSIDE LENGTH: 21"



ITEM #36 ARMLESS CHAIR



ITEM #26 ARMLESS LOVESEAT

## COMMON DIMENSIONS

These dimensions are the same for all pieces in this group.

|                                  |     |
|----------------------------------|-----|
| OVERALL HEIGHT .....             | 36" |
| SEAT HEIGHT .....                | 19" |
| SEAT DEPTH (EXCEPT CHAISE) ..... | 20" |
| ARM HEIGHT .....                 | 25" |

## Standard Pillows

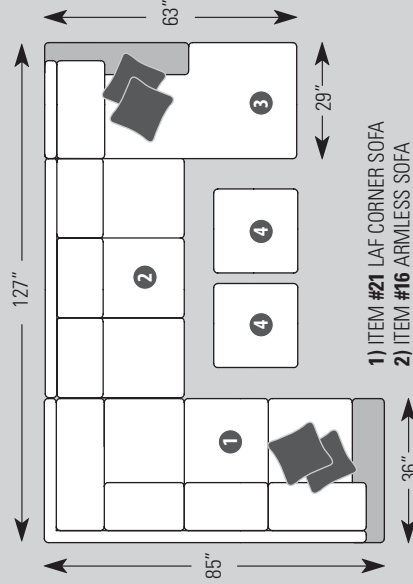
2 Style #35, 18" pillows with welt cord and corner pleats per fabric sectional piece with an arm. Leather pieces are not standard with pillows.



LAF = Left Arm Facing, RAF = Right Arm Facing

## EXAMPLE COMBINATIONS

Example diagrams are not to scale.



- 1) ITEM #21 LAF CORNER SOFA
- 2) ITEM #16 ARMLESS SOFA
- 3) ITEM #45 RAF CHAISE
- 4) 1366 - 42 CHAISE OTTOMAN

- 1) ITEM #22 RAF CORNER SOFA
- 2) ITEM #24 LAF LOVESEAT





374

FABRIC style



**FEATURES:**

**PILLOWS:** One pair style #13, 20" (see price list for additional pillows)

**BACK STYLE:** Pullover inside back

**LEGS:** Built-in tapered legs (non-removable)

**WOOD FINISH:** Beechwood (see samples for options)

**DESIGN NOTE:** For a similar recliner, see the 713 style

**DIMENSIONS:**

|        |                      | Length | Depth | Height | Inside Length | Seat Height | Seat Depth | Arm Height |
|--------|----------------------|--------|-------|--------|---------------|-------------|------------|------------|
| 374-10 | Sofa                 | 80     | 38    | 38     | 66            | 20          | 21         | 26         |
| 374-20 | Loveseat (not shown) | 58     | 38    | 38     | 44            | 20          | 21         | 26         |
| 933-30 | Chair                | 35     | 36    | 39     | 20            | 20          | 21         | 26         |
| 933-40 | Ottoman              | 23     | 19    | 17     | -             | -           | -          | -          |

All dimensions are approximate.

For more detailed information go to: [www.smithbrothers.net/catalog/374](http://www.smithbrothers.net/catalog/374)







374

LEATHER  
style



Note: The sofa is pictured in a different leather than the chair and ottoman.



### FEATURES:

- BACK STYLE: Pullover inside back
- LEGS: Built-in tapered legs (*non-removable*)
- WOOD FINISH: Shagbark (*see samples for options*)
- DESIGN NOTE: For a similar recliner, see the 713 style

### DIMENSIONS:

|        |                               | Length | Depth | Height | Inside Length | Seat Height | Seat Depth | Arm Height |
|--------|-------------------------------|--------|-------|--------|---------------|-------------|------------|------------|
| 374-10 | Sofa                          | 80     | 38    | 38     | 66            | 20          | 21         | 26         |
| 374-20 | Loveseat ( <i>not shown</i> ) | 58     | 38    | 38     | 44            | 20          | 21         | 26         |
| 933-30 | Chair                         | 35     | 36    | 39     | 20            | 20          | 21         | 26         |
| 933-40 | Ottoman                       | 23     | 19    | 17     | -             | -           | -          | -          |



All dimensions are approximate.  
For more detailed information go to: [www.smithbrothers.net/catalog/374](http://www.smithbrothers.net/catalog/374)



383

FABRIC style



**FEATURES:**

- PILLOWS:** One pair style #13, 20" (see price list for additional pillows)
- BACK STYLE:** Pullover inside back
- LEGS:** Turned front legs (removable), built-in tapered back legs (non-removable)
- WOOD FINISH:** Butternut (see samples for options)
- DESIGN NOTE:** All seating pieces feature a scalloped curved design along the front.

Note: Front of sofa is scalloped.

**DIMENSIONS:**

|        |                      | Length | Depth | Height | Inside Length | Seat Height | Seat Depth | Arm Height |
|--------|----------------------|--------|-------|--------|---------------|-------------|------------|------------|
| 383-10 | Sofa                 | 84     | 40    | 35     | 69            | 20          | 21         | 24         |
| 383-20 | Loveseat (not shown) | 60     | 40    | 35     | 45            | 20          | 21         | 24         |
| 383-30 | Chair                | 36     | 40    | 35     | 21            | 20          | 21         | 24         |
| 383-40 | Ottoman              | 25     | 23    | 17     | -             | -           | -          | -          |





383

LEATHER  
style



## FEATURES:

- BACK STYLE:** Pullover inside back
- LEGS:** Turned front legs (*removable*), built-in tapered back legs (*non-removable*)
- WOOD FINISH:** Shagbark (*see samples for options*)
- NAILHEAD:** Small size (*size/configuration shown standard*)  
Antique Brass shown (*see samples for color selection*)
- DESIGN NOTE:** All seating pieces feature a scalloped curved design along the front.



Note: Front of sofa is scalloped.

## DIMENSIONS:

|        |                               | Length | Depth | Height | Inside Length | Seat Height | Seat Depth | Arm Height |
|--------|-------------------------------|--------|-------|--------|---------------|-------------|------------|------------|
| 383-10 | Sofa                          | 84     | 40    | 35     | 69            | 20          | 21         | 24         |
| 383-20 | Loveseat ( <i>not shown</i> ) | 60     | 40    | 35     | 45            | 20          | 21         | 24         |
| 383-30 | Chair                         | 36     | 40    | 35     | 21            | 20          | 21         | 24         |
| 383-40 | Ottoman                       | 25     | 23    | 17     | -             | -           | -          | -          |



All dimensions are approximate.  
For more detailed information go to: [www.smithbrothers.net/catalog/383](http://www.smithbrothers.net/catalog/383)



**393**  
 FABRIC  
 style



**FEATURES:**

- PILLOWS:** One pair style #35, 20" (see price list for additional pillows)
- BACK STYLE:** Semi-attached inside back
- LEGS:** Tapered legs (removable)
- WOOD FINISH:** Shagbark (see samples for options)
- NAILHEAD:** Medium size (size/configuration shown standard)  
Antique Brass shown (see samples for color selection)
- DESIGN NOTE:** The large sofa has an additional middle leg.  
The chair 1/2 is standard with one pillow, style #35, 20"

**DIMENSIONS:**

|        |                               | Length | Depth | Height | Inside Length | Seat Height | Seat Depth | Arm Height |
|--------|-------------------------------|--------|-------|--------|---------------|-------------|------------|------------|
| 393-10 | Sofa                          | 85     | 39    | 38     | 66            | 20          | 21         | 25         |
| 393-12 | Conversation Sofa (not shown) | 110    | 52    | 38     | 82            | 20          | 21         | 25         |
| 393-13 | Large Sofa (not shown)        | 96     | 39    | 38     | 77            | 20          | 21         | 25         |
| 393-20 | Loveseat (not shown)          | 63     | 39    | 38     | 44            | 20          | 21         | 25         |
| 393-30 | Chair                         | 44     | 39    | 38     | 25            | 20          | 21         | 25         |
| 393-40 | Ottoman                       | 29     | 24    | 17     | -             | -           | -          | -          |
| 393-31 | Chair 1/2 (not shown)         | 51     | 39    | 38     | 32            | 20          | 21         | 25         |
| 393-41 | Ottoman 1/2 (not shown)       | 36     | 26    | 17     | -             | -           | -          | -          |

All dimensions are approximate.  
 For more detailed information go to: [www.smithbrothers.net/catalog/393](http://www.smithbrothers.net/catalog/393)







393

LEATHER  
style



## FEATURES:

- BACK STYLE:** Semi-attached inside back
- LEGS:** Tapered legs (*removable*)
- WOOD FINISH:** Shagbark (*see samples for options*)
- NAILHEAD:** Medium size (*size/configuration shown standard*)  
Antique Brass shown (*see samples for color selection*)
- DESIGN NOTE:** The large sofa has an additional middle leg.

## DIMENSIONS:

|        |  | Length | Depth | Height | Inside Length | Seat Height | Seat Depth | Arm Height |
|--------|--|--------|-------|--------|---------------|-------------|------------|------------|
| 393-10 | Sofa                                   | 85     | 39    | 38     | 66            | 20          | 21         | 25         |
| 393-12 | Conversation Sofa ( <i>not shown</i> ) | 110    | 52    | 38     | 82            | 20          | 21         | 25         |
| 393-13 | Large Sofa ( <i>not shown</i> )        | 96     | 39    | 38     | 77            | 20          | 21         | 25         |
| 393-20 | Loveseat ( <i>not shown</i> )          | 63     | 39    | 38     | 44            | 20          | 21         | 25         |
| 393-30 | Chair                                  | 44     | 39    | 38     | 25            | 20          | 21         | 25         |
| 393-40 | Ottoman                                | 29     | 24    | 17     | -             | -           | -          | -          |
| 393-31 | Chair 1/2 ( <i>not shown</i> )         | 51     | 39    | 38     | 32            | 20          | 21         | 25         |
| 393-41 | Ottoman 1/2 ( <i>not shown</i> )       | 36     | 26    | 17     | -             | -           | -          | -          |



All dimensions are approximate.  
For more detailed information go to: [www.smithbrothers.net/catalog/393](http://www.smithbrothers.net/catalog/393)



# CONVERSATION SOFA

# 393

FABRIC style



Note: Angular ottoman standard with casters.

## FEATURES:

- PILLOWS:** One pair style #35, 20" (*see price list for additional pillows*)
- BACK STYLE:** Semi-attached inside back
- LEGS:** Tapered legs (*removable*)
- WOOD FINISH:** Mocha (*see samples for options*)
- NAILHEAD:** Medium size (*size/configuration shown standard*)  
Brushed Nickel shown (*see samples for color selection*)
- DESIGN NOTE:** The angular ottoman is standard with casters



## DIMENSIONS:

|        |                   | Length | Depth | Height | Inside Length | Seat Height | Seat Depth | Arm Height |
|--------|-------------------|--------|-------|--------|---------------|-------------|------------|------------|
| 393-12 | Conversation Sofa | 110    | 52    | 38     | 82            | 20          | 21         | 25         |
| 393-51 | Angular Ottoman   | 44     | 30    | 17     | -             | -           | -          | -          |





393

## CONVERSATION SOFA

LEATHER  
style



Note: Angular ottoman standard with casters.

### FEATURES:

- BACK STYLE:** Semi-attached inside back
- LEGS:** Tapered legs (*removable*)
- WOOD FINISH:** Butternut (*see samples for options*)
- NAILHEAD:** Medium size (*size/configuration shown standard*)  
Antique Brass shown (*see samples for color selection*)
- DESIGN NOTE:** The angular ottoman is standard with casters

### DIMENSIONS:

|        |                   | Length | Depth | Height | Inside Length | Seat Height | Seat Depth | Arm Height |
|--------|-------------------|--------|-------|--------|---------------|-------------|------------|------------|
| 393-12 | Conversation Sofa | 110    | 52    | 38     | 82            | 20          | 21         | 25         |
| 393-51 | Angular Ottoman   | 44     | 30    | 17     | -             | -           | -          | -          |



All dimensions are approximate.  
For more detailed information go to: [www.smithbrothers.net/catalog/393](http://www.smithbrothers.net/catalog/393)



SECTIONAL

393  
FABRIC style



**FEATURES:**

- PILLOWS:** Two pairs style #35, 20" (see price list for additional pillows)
- BACK STYLE:** Semi-attached inside back
- LEGS:** Tapered legs (removable)
- WOOD FINISH:** Shagbark (see samples for options)
- NAILHEAD:** Medium size (size/configuration shown standard)  
Antique Brass shown (see samples for color selection)
- DESIGN NOTE:** Pieces with arms are 1" deeper overall than armless pieces because the front arm panels extend beyond the seat cushions.

**DIMENSIONS:**

|   |                                 | Length | Depth | Height | Inside Length | Seat Height | Seat Depth | Arm Height |
|---|---------------------------------|--------|-------|--------|---------------|-------------|------------|------------|
| ▶ | 393-21 LAF Corner Sofa (shown)  | 92     | 39    | 38     | 65            | 20          | 21         | 25         |
|   | 393-22 RAF Corner Sofa          | 92     | 39    | 38     | 65            | 20          | 21         | 25         |
|   | 393-14 LAF Sofa                 | 76     | 39    | 38     | 66            | 20          | 21         | 25         |
|   | 393-15 RAF Sofa                 | 76     | 39    | 38     | 66            | 20          | 21         | 25         |
|   | 393-24 LAF Loveseat             | 54     | 39    | 38     | 44            | 20          | 21         | 25         |
|   | 393-25 RAF Loveseat             | 54     | 39    | 38     | 44            | 20          | 21         | 25         |
|   | 393-34 LAF Chair                | 32     | 39    | 38     | 22            | 20          | 21         | 25         |
|   | 393-35 RAF Chair                | 32     | 39    | 38     | 22            | 20          | 21         | 25         |
|   | 393-44 LAF Chaise               | 32     | 65    | 38     | 22            | 20          | 48         | 25         |
| ▶ | 393-45 RAF Chaise (shown)       | 32     | 65    | 38     | 22            | 20          | 48         | 25         |
|   | 393-16 Armless Sofa             | 66     | 38    | 38     | 66            | 20          | 21         | -          |
| ▶ | 393-26 Armless Loveseat (shown) | 44     | 38    | 38     | 44            | 20          | 21         | -          |
|   | 393-36 Armless Chair            | 22     | 38    | 38     | 22            | 20          | 21         | -          |
|   | 393-32 Corner Chair             | 38     | 38    | 38     | 21            | 20          | 21         | -          |
|   | 393-53 Wedge                    | 74     | 38    | 38     | 51            | 20          | 21         | -          |

LAF = Left Arm Facing, RAF = Right Arm Facing







# 393

## SECTIONAL

LEATHER  
style



### FEATURES:

- BACK STYLE:** Semi-attached inside back
- LEGS:** Tapered legs (*removable*)
- WOOD FINISH:** Shagbark (*see samples for options*)
- NAILHEAD:** Medium size (*size/configuration shown standard*)  
Antique Brass shown (*see samples for color selection*)
- DESIGN NOTE:** Pieces with arms are 1" deeper overall than armless pieces because the front arm panels extend beyond the seat cushions.

### DIMENSIONS:

|          |                                  | Length | Depth | Height | Inside Length | Seat Height | Seat Depth | Arm Height |
|----------|----------------------------------|--------|-------|--------|---------------|-------------|------------|------------|
| 393-21   | LAF Corner Sofa                  | 92     | 39    | 38     | 65            | 20          | 21         | 25         |
| ▶ 393-22 | RAF Corner Sofa ( <i>shown</i> ) | 92     | 39    | 38     | 65            | 20          | 21         | 25         |
| ▶ 393-14 | LAF Sofa ( <i>shown</i> )        | 76     | 39    | 38     | 66            | 20          | 21         | 25         |
| 393-15   | RAF Sofa                         | 76     | 39    | 38     | 66            | 20          | 21         | 25         |
| 393-24   | LAF Loveseat                     | 54     | 39    | 38     | 44            | 20          | 21         | 25         |
| 393-25   | RAF Loveseat                     | 54     | 39    | 38     | 44            | 20          | 21         | 25         |
| 393-34   | LAF Chair                        | 32     | 39    | 38     | 22            | 20          | 21         | 25         |
| 393-35   | RAF Chair                        | 32     | 39    | 38     | 22            | 20          | 21         | 25         |
| 393-44   | LAF Chaise                       | 32     | 65    | 38     | 22            | 20          | 48         | 25         |
| 393-45   | RAF Chaise                       | 32     | 65    | 38     | 22            | 20          | 48         | 25         |
| 393-16   | Armless Sofa                     | 66     | 38    | 38     | 66            | 20          | 21         | -          |
| 393-26   | Armless Loveseat                 | 44     | 38    | 38     | 44            | 20          | 21         | -          |
| 393-36   | Armless Chair                    | 22     | 38    | 38     | 22            | 20          | 21         | -          |
| 393-32   | Corner Chair                     | 38     | 38    | 38     | 21            | 20          | 21         | -          |
| 393-53   | Wedge                            | 74     | 38    | 38     | 51            | 20          | 21         | -          |

LAF = Left Arm Facing, RAF = Right Arm Facing



All dimensions are approximate.  
For more detailed information go to: [www.smithbrothers.net/catalog/393](http://www.smithbrothers.net/catalog/393)



*B* 393 Style Sectional

# 393 STYLE SECTIONAL

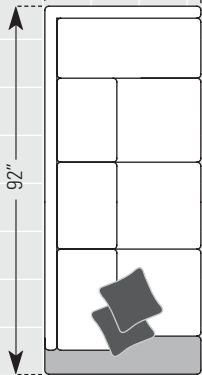
AVAILABLE PIECES | PILLOWS ARE NOT STANDARD ON LEATHER STYLES



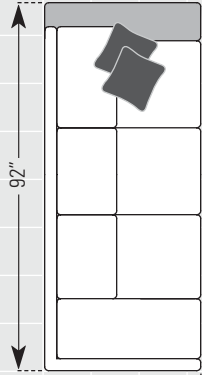
SMITH BROTHERS  
of B E R N E

DIAGRAMS 1/4" = 1'

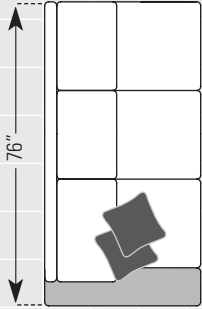
All dimensions are approximate. See [www.smithbrothersfurniture.com](http://www.smithbrothersfurniture.com) for more information.



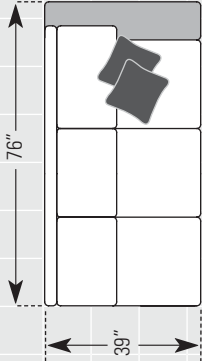
ITEM #21 LAF CORNER SOFA  
INSIDE LENGTH: 65"



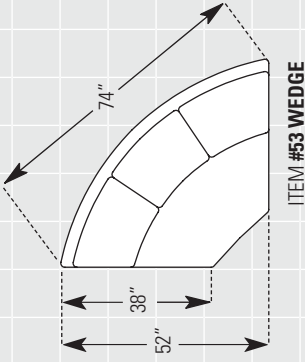
ITEM #22 RAF CORNER SOFA  
INSIDE LENGTH: 65"



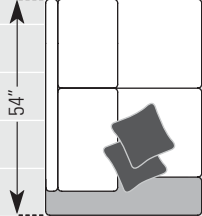
ITEM #14 LAF SOFA  
INSIDE LENGTH: 66"



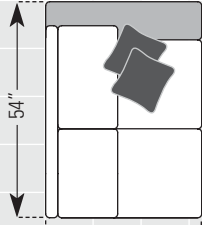
ITEM #15 RAF SOFA  
INSIDE LENGTH: 66"



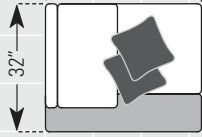
ITEM #53 WEDGE



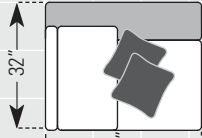
ITEM #24 LAF LOVESEAT  
INSIDE LENGTH: 44"



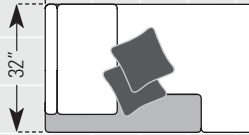
ITEM #25 RAF LOVESEAT  
INSIDE LENGTH: 44"



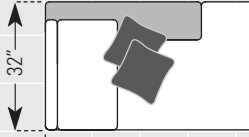
ITEM #34 LAF CHAIR  
INSIDE LENGTH: 22"



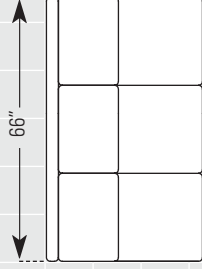
ITEM #35 RAF CHAIR  
INSIDE LENGTH: 22"



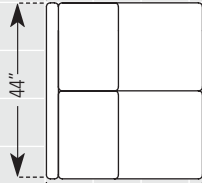
ITEM #44 LAF CHAISE  
INSIDE LENGTH: 22"  
SEAT DEPTH: 48"




ITEM #45 RAF CHAISE  
INSIDE LENGTH: 22"  
SEAT DEPTH: 48"



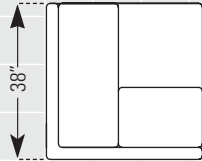
ITEM #16 ARMLESS SOFA



ITEM #26 ARMLESS LOVESEAT



ITEM #36 ARMLESS CHAIR



ITEM #32 CORNER CHAIR

## EXAMPLE COMBINATIONS

### COMMON DIMENSIONS

These dimensions are the same for all pieces in this group.

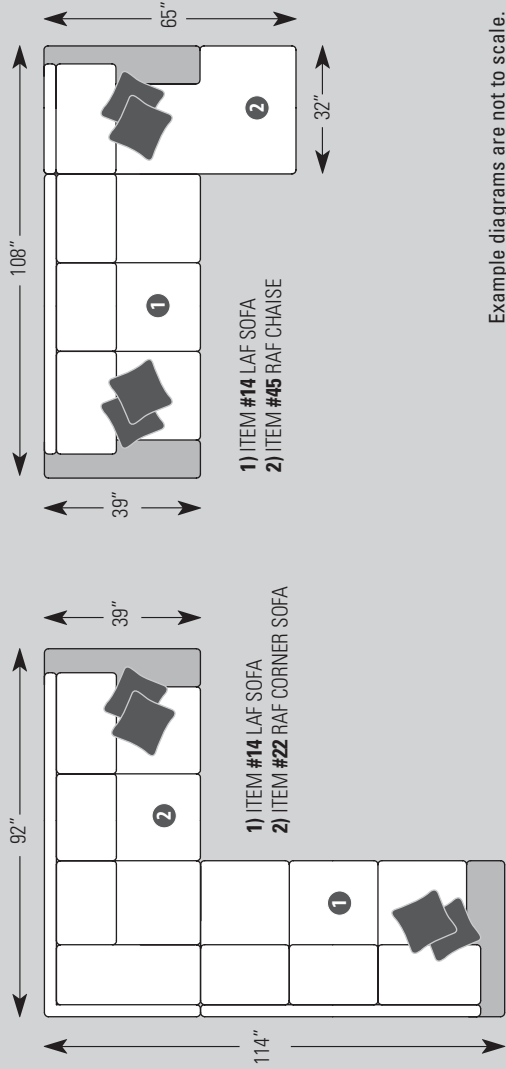
|                            |     |
|----------------------------|-----|
| OVERALL HEIGHT             | 38" |
| SEAT HEIGHT                | 20" |
| SEAT DEPTH (EXCEPT CHAISE) | 21" |
| ARM HEIGHT                 | 25" |

NOTE: 393 style pieces with arms are 1" deeper overall than armless pieces because the front arm panels extend beyond the seat cushions.



### Standard Pillows

2 Style #35, 20" pillows with welt cord and corner pleats per fabric sectional piece with an arm. Leather pieces are not standard with pillows.



LAF = Left Arm Facing, RAF = Right Arm Facing

Example diagrams are not to scale.





**395**  
 FABRIC  
 style



**FEATURES:**

- PILLOWS:** One pair style #13, 20" *(see price list for additional pillows)*
- BACK STYLE:** Semi-attached inside back
- LEGS:** Built-in tapered legs *(non-removable)*
- WOOD FINISH:** Mocha *(see samples for options)*
- NAILHEAD:** Small size *(size/configuration shown standard)*  
Black Pearl shown *(see samples for color selection)*
- DESIGN NOTE:** For a smaller scale sofa, see the 234 style.

**DIMENSIONS:**

|        |                             | Length | Depth | Height | Inside Length | Seat Height | Seat Depth | Arm Height |
|--------|-----------------------------|--------|-------|--------|---------------|-------------|------------|------------|
| 395-10 | Sofa                        | 85     | 38    | 36     | 69            | 20          | 22         | 25         |
| 395-20 | Loveseat <i>(not shown)</i> | 62     | 38    | 36     | 46            | 20          | 22         | 25         |
| 395-30 | Chair                       | 38     | 38    | 36     | 22            | 20          | 22         | 25         |
| 395-40 | Ottoman                     | 25     | 18    | 17     | -             | -           | -          | -          |

All dimensions are approximate.  
 For more detailed information go to: [www.smithbrothers.net/catalog/395](http://www.smithbrothers.net/catalog/395)







395

LEATHER  
style



## FEATURES:

- BACK STYLE:** Semi-attached inside back
- LEGS:** Built-in tapered legs (*non-removable*)
- WOOD FINISH:** Butternut (*see samples for options*)
- NAILHEAD:** Small size (*size/configuration shown standard*)  
Antique Brass shown (*see samples for color selection*)
- DESIGN NOTE:** For a smaller scale sofa, see the 234 style.

## DIMENSIONS:

|        |                               | Length | Depth | Height | Inside Length | Seat Height | Seat Depth | Arm Height |
|--------|-------------------------------|--------|-------|--------|---------------|-------------|------------|------------|
| 395-10 | Sofa                          | 85     | 38    | 36     | 69            | 20          | 22         | 25         |
| 395-20 | Loveseat ( <i>not shown</i> ) | 62     | 38    | 36     | 46            | 20          | 22         | 25         |
| 395-30 | Chair                         | 38     | 38    | 36     | 22            | 20          | 22         | 25         |
| 395-40 | Ottoman                       | 25     | 18    | 17     | -             | -           | -          | -          |



All dimensions are approximate.  
For more detailed information go to: [www.smithbrothers.net/catalog/395](http://www.smithbrothers.net/catalog/395)



**396**  
 FABRIC  
 style



**FEATURES:**

- PILLOWS:** One pair style #13, 20" (see price list for additional pillows)
- BACK STYLE:** Pullover button tufted inside back
- LEGS:** Turned front legs (removable), built-in tapered back legs (non-removable)
- WOOD FINISH:** Mocha (see samples for options)
- NAILHEAD:** Small size (size/configuration shown standard)  
Antique Brass shown (see samples for color selection)
- DESIGN NOTE:** The 396-13 Large Sofa features three seat cushions and a center leg  
Due to the complex tufted design of the inside back, fabric patterns will not be matched. Solids and textures are recommended.

**DIMENSIONS:**

|          |              | Length | Depth | Height | Inside Length | Seat Height | Seat Depth | Arm Height |
|----------|--------------|--------|-------|--------|---------------|-------------|------------|------------|
| ▶ 396-10 | Sofa (shown) | 83     | 38    | 36     | 62            | 20          | 21         | 26         |
| 396-13   | Large Sofa   | 91     | 38    | 36     | 70            | 20          | 21         | 26         |
| 396-20   | Loveseat     | 66     | 38    | 36     | 45            | 20          | 21         | 26         |
| 396-30   | Chair        | 42     | 38    | 36     | 21            | 20          | 21         | 26         |
| 396-40   | Ottoman      | 25     | 18    | 17     | -             | -           | -          | -          |





# 396

LEATHER  
style



## FEATURES:

- BACK STYLE:** Pullover button tufted inside back
- LEGS:** Turned front legs (*removable*), built-in tapered back legs (*non-removable*)
- WOOD FINISH:** Shagbark (*see samples for options*)
- NAILHEAD:** Small size (*size/configuration shown standard*)  
Antique Brass shown (*see samples for color selection*)
- DESIGN NOTE:** The 396-10 Sofa features two seat cushions and no center leg

## DIMENSIONS:

|          |                             | Length | Depth | Height | Inside Length | Seat Height | Seat Depth | Arm Height |
|----------|-----------------------------|--------|-------|--------|---------------|-------------|------------|------------|
| 396-10   | Sofa                        | 83     | 38    | 36     | 62            | 20          | 21         | 26         |
| ▶ 396-13 | Large Sofa ( <i>shown</i> ) | 91     | 38    | 36     | 70            | 20          | 21         | 26         |
| 396-20   | Loveseat                    | 66     | 38    | 36     | 45            | 20          | 21         | 26         |
| 396-30   | Chair                       | 42     | 38    | 36     | 21            | 20          | 21         | 26         |
| 396-40   | Ottoman                     | 25     | 18    | 17     | -             | -           | -          | -          |



All dimensions are approximate.  
For more detailed information go to: [www.smithbrothers.net/catalog/396](http://www.smithbrothers.net/catalog/396)



**397**  
 FABRIC  
 style



**FEATURES:**

- PILLOWS:** One pair style #13, 20" *(see price list for additional pillows)*
- BACK STYLE:** Pullover inside back
- LEGS:** Built-in tapered legs *(non-removable)*
- WOOD FINISH:** Mocha *(see samples for options)*
- NAILHEAD:** Small size *(size/configuration shown standard)*  
 Antique Brass shown *(see samples for color selection)*

**DIMENSIONS:**

|        |                             | Length | Depth | Height | Inside Length | Seat Height | Seat Depth | Arm Height |
|--------|-----------------------------|--------|-------|--------|---------------|-------------|------------|------------|
| 397-10 | Sofa                        | 86     | 37    | 36     | 69            | 20          | 21         | 24         |
| 397-20 | Loveseat <i>(not shown)</i> | 63     | 37    | 36     | 46            | 20          | 21         | 24         |
| 397-30 | Chair                       | 38     | 37    | 36     | 21            | 20          | 21         | 24         |
| 397-40 | Ottoman                     | 23     | 19    | 17     | -             | -           | -          | -          |

All dimensions are approximate.  
 For more detailed information go to: [www.smithbrothers.net/catalog/397](http://www.smithbrothers.net/catalog/397)







397

LEATHER  
style



## FEATURES:

- BACK STYLE:** Pullover inside back
- LEGS:** Built-in tapered legs (*non-removable*)
- WOOD FINISH:** Butternut (*see samples for options*)
- NAILHEAD:** Small size (*size/configuration shown standard*)  
Antique Brass shown (*see samples for color selection*)

## DIMENSIONS:

|        |                               | Length | Depth | Height | Inside Length | Seat Height | Seat Depth | Arm Height |
|--------|-------------------------------|--------|-------|--------|---------------|-------------|------------|------------|
| 397-10 | Sofa                          | 86     | 37    | 36     | 69            | 20          | 21         | 24         |
| 397-20 | Loveseat ( <i>not shown</i> ) | 63     | 37    | 36     | 46            | 20          | 21         | 24         |
| 397-30 | Chair                         | 38     | 37    | 36     | 21            | 20          | 21         | 24         |
| 397-40 | Ottoman                       | 23     | 19    | 17     | -             | -           | -          | -          |



All dimensions are approximate.  
For more detailed information go to: [www.smithbrothers.net/catalog/397](http://www.smithbrothers.net/catalog/397)