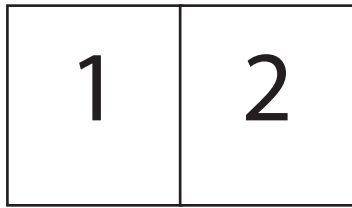




# HAIR-ON CLUTCH

Print at 100%,  
Two 8-1/2 x 11 Pages  
Line Up End to End in this Order  
for Pattern



May have white areas between  
pages just continue line work  
with pencil or pen,  
do not overlap



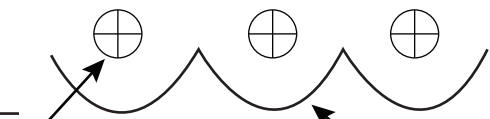
1/4" SPOT

# CUT 2

1 UP/ 1 DOWN

10" #6 ZIPPER

11" / 27.94 cm



3/4" ROUND END PUNCH  
FROM CENTER OUT

2