

Root Rescue - Instructions for Dial type Hose-end Applicator

Note: Do not use an applicator which was previously used for applying insecticides or fungicides.



1. Set the Dial to 30.
2. Empty the contents of a **22.5 gram Package** of Root Rescue powder into the concentrate bottle.
3. Fill the concentrate bottle with **1 Litre (1000 ml)** of water – attach the bottle to the mixer head and shake well.
4. Connect the applicator to the hose and turn on the water. Attach the Fan Spray or Watering nozzle to the applicator. Open the valve on the applicator and thoroughly saturate the roots and the each layer of backfill as you plant – or thoroughly (and slowly) drench the surface of the root zone after planting.
5. As you apply the solution, the concentrate in the bottle will begin to empty. When the bottle is drained, stop working and go back to Step 2.
6. If you put down the applicator for more than 5 minutes – simply shake the applicator for a few seconds to re-mix the solution and then continue working.
7. Use up all of the concentrated solution in the bottle – do not store the solution after it has been mixed. If you've finished working and still have concentrate in the bottle, apply the remainder to other nearby plants. Established plants or lawns will all benefit from an application of Transplanter MS-CS.
8. When finished, just rinse the empty bottle with water – and you're done.

Important: Seal any unused portions of the powder in the original packaging and store in a dry cool place away from direct sunlight.







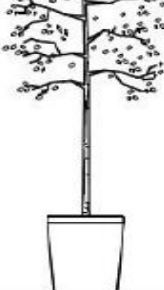

Coverage:

A full bottle of concentrate will treat the following number of plants:

How much Root Rescue Transplanter do I need?



Dosage Table by Plant Root Size

							" plant icon" data-bbox="755 590 905 805"/>
Root Size ➔	1G	2G	5G		10G	25G	24"/"60cm
Amount: 22.5 Grams ➔	20	10	5		3	1	1
	Number of plants per bottle of concentrate						

Notes:

- With dial set to 30, a full 1 Litre Concentrate Jar will yield about 33L of mixed solution
- You can also apply Transplanter by: mixing in 1 Tablespoon (15ml) in a 5 gallon (18.57 L) pail, or 1 Teaspoon (5ml) in a 2 gallon (7.5 Litre) watering can - and Drench the root area as per the above instructions.