



**INTEGRATED  
PRODUCTIVITY  
SYSTEMS**



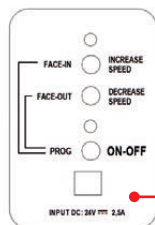
(844) 477-4911 | [www.ipsiscan.com](http://www.ipsiscan.com)

# SMART SOLUTIONS FOR THE LABELING INDUSTRY

## UNWINDER & REWINDER FOR EPSON C6000A / C6500A LABEL PRINTERS



LABEL REWINDER (RW6500A) - Epson C6500A printer - LABEL UNWINDER (UW6500A)  
(Not included)





Through two buttons on the control panel it is possible to increase or decrease the rotation speed of the units. The control panel allows to set also the label rewinding face-in or face-out option. (just on rewriter units)

The Roll to Roll system specifically designed for Epson C6000A / C6500A color label printer can handle rolls up to 8.66" (220mm) media wide and having an outside diameter up to 10" (250mm). Both Unwinder and Rewinder are equipped with a fixed 3" core holder.

An external power supply 100/240VAC - 2.5A at 24V allows an electronic circuit to provide, through the tension arm, the automatic adjustment of the rotation direction and speed.

For the heavy label rolls, our label unwinder and label rewriter have a "L" support, included. Easy to add or remove with a knob, it gives much more stability to the core holder.



### LABEL UNWINDER

Used to increase the input roll capacity, it unwinds automatically the rolls having face-out labels only. The position of the tension arm is calibrated as follows:

- When the printer forwards the media for printing, the tension arm goes up, the device unwinds the media.
- When the tension arm is in the middle position, the device is idle.
- When the printer pulls back the media, the tension arm goes down, the device rewinds it.

### LABEL REWINDER

Used to rewind automatically face-in or face-out the printed labels. The position of the tension arm is calibrated as follows:

- When the printer forwards the printed media, the tension arm goes down, the device rewinds the media.
- When the tension arm is in the middle position, the device is idle.
- When the printer pulls back the media, the tension arm goes up, the device unwinds it.

#### LABEL UNWINDER

UW6000A  
(for 6000A printer)

Roll diameter up to 10" (250mm)  
Media width up to 5" (127mm)  
3" fixed core holder

UW6500A  
(for 6500A printer)

Roll diameter up to 10" (250mm)  
Media width up to 8.66" (220mm)  
3" fixed core holder

#### LABEL REWINDER

RW6000A  
(for 6000A printer)

Roll diameter up to 10" (250mm)  
Media width up to 5" (127mm)  
3" fixed core holder

RW6500A  
(for 6500A printer)

Roll diameter up to 10" (250mm)  
Media width up to 8.66" (220mm)  
3" fixed core holder



**IPSi** INTEGRATED  
PRODUCTIVITY  
SYSTEMS



(844) 477-4911 | [www.ipsiscan.com](http://www.ipsiscan.com)

# SMART SOLUTIONS FOR THE LABELING INDUSTRY

## UNWINDER & REWINDER FOR EPSON C6000A / C6500A LABEL PRINTERS



### PRINTER PLATE

In order to guarantee a perfectly aligned media path, a specific baseplate which easily accommodates the Epson C6000A / C6500A is recommended to have a complete Roll to Roll printing station.



*Save space to ship.  
Easy to assemble.*

PRINTER PLATE	
JPL-6000A	Printer plate for EPSON 6000A
JPL-6500A	Printer plate for EPSON 6500A



## SELECT THE BEST OPTION TO FIT YOUR NEEDS.

### 1. High Capacity Roll to Roll

Using the external unloader and reloader will increase the production volume.

### 2. External Label Rewinder

Using the internal unloader, it rewinds printed labels face-in or face-out.

### 3. External Label Unwinder

It allows to load bigger input media roll for the Roll to Cut process.

#### Dimensions:

L (config. 1) = 46.45" (118cm)

L (config. 2) = 35.43" (90cm)

L (config. 3) = 33.85" (86cm)

W (config. 1, 2, 3) = 17.71" (45cm)

H (config. 1, 2, 3) = 12.99" (33cm)

