

# A WORLD OF SOLUTIONS

AGENCY CERTIFICATIONS



SMART SOLUTIONS FOR THE LABELING INDUSTRY

## UNWINDER & REWINDER FOR EPSON C831 INKJET LABEL PRINTER



LABEL UNWINDER - EPSON C831 PRINTER - LABEL REWINDER  
(not included)

The unwinder and rewinder for Epson C831 Inkjet Label Printer make it easy to unwind and rewind large quantities of labels. Capable of handling rolls up to 10" (250mm) diameter and up to 9.45" (240mm) wide, these units improve manufacturing production speed and streamlining the label unwinding / rewinding process.

An essential component for any production line requiring zero risk to product label appearance.

*For the heavy label rolls, our label unwinder and label rewinder have a "L" support, included. Easy to add or remove with a knob, it gives much more stability to the core holder.*




### Electronic and mechanical features:

Electronic and mechanical features: an external power supply 100/240VAC - 2.5A  $\overline{\text{~}}$  at 24V allows an electronic circuit to provide, through the tension arm, the adjustment of the rotation speed and rotation direction. A 2A fuse is used as protection.

The unwinder and rewinder for the Epson C831 printer have two types of speed adjustments: it is possible to set the main speed through a knob and the tension arm automatically adjusts the speed from zero, up to the desired speed. When the roll runs out, the device stops and beeps.



Control panel



### LABEL UNWINDER

The position of the tension arm is set as follows:

- When the printer forwards the media for printing, the tension arm goes up, the device unwinds the media.
- When the tension arm is in the middle position, the device is idle.
- When the printer pulls back the media, the tension arm goes down, the device rewinds the media.

Control panel



### LABEL REWINDER

The position of the tension arm is set as follows:

- When the printer forwards the media for printing, the tension arm goes down, the device rewinds the media.
- When the tension arm is in the middle position, the device is idle.
- When the printer pulls back the media, the tension arm goes up, the device unwinds the media.



# A WORLD OF SOLUTIONS

AGENCY CERTIFICATIONS




## SMART SOLUTIONS FOR THE LABELING INDUSTRY

In order to guarantee a perfectly aligned media path, a specific baseplate which easily accommodates the Epson C831 is available, so to have a complete printing station unwinder + printer + rewinder.




Printer station

Blade holder's support  
(max 8 blade holder)



Blade holder



### Specifics

- 4 Blades included
- 3" fixed core holder
- Outside roll diameter up to 10" (250mm)
- Media width up to 8.26" (210mm)
- Minimum slitting width 0.87" (22mm)

## INLINE LONGITUDINAL SLITTER FOR EPSON C831 INKJET LABEL PRINTER

Designed as an in-line option, the slitter for the Epson C831 allows you to remove the tractor feeder edges as well as slit a roll into several individual rolls.

This is particularly advantageous as by going with wider label rolls and multiple labels across, the cost per label is less than thinner rolls with just one label across. By using the slitter, you can increase printing speeds and lower your costs per label. Because the slitter unwinds, slits, and rewinds rolls, you will end up with separate rolls for each set of labels ready for application.

The slitter comes with 4 blades located in specific blade holders. Electronic and mechanical features: an external power supply 100/240VAC - 5A at 24V allows an electronic circuit to provide, through the tension arm, the adjustment of the rotation speed and rotation direction. A 2A fuse is used as protection.

The slitter is equipped with a 3" core holder and capable of handling rolls up to 10" (250mm) diameter and up to 8.26" (210mm) wide. Minimum slitting width 0.87" (22mm).

LABEL UNWINDER		LABEL REWINDER	
ASD1134-S4	3" fixed core holder	ASS1134-S4	3" fixed core holder
PRINTER PLATE		LABEL SLITTER	
EPS831-JPL	Printer plate for EPSON C831	EPS831-SLT100	label slitter for EPSON C831 (printer plate included)



Example of configuration:  
LABEL UNWINDER - EPSON C831 PRINTER - LABEL SLITTER