

All About Silky




Table Of Content

Introducing Silky -----	03
What is a Play Silk?-----	06
As a Carrier of Dolls-----	08
Swirl it for Dancing -----	09
Peek-a-boo-----	10
Blanket for Dolls-----	11
Picnic mat-----	12
Tug Box-----	13
Dress Up!-----	14
Scrunch & Throw-----	15

Tie it to Play Gym-----	16
Threading-----	17
Folding-----	18
Wrapping Presents-----	19
Outdoor Play-----	20
Sensory Play-----	21



SILKY

Open-Ended Play for
Screen Free Engagement



PLAY SILKS

What is a Play Silk?


Play silks are popular Waldorf material used to develop imagination in children. They have been a staple in Waldorf & Steiner focussed classrooms for decades. It was probably child-led discovery of this open-ended fabric play that led to the widespread use of play silk.

Silky

Silky is a set of five extremely smooth, soft and versatile fabric pieces in five lovely colors to give your child the Ultimate Sensory experience.

You will be amazed by the no. ways you can repurpose Silky for play and other utilities of your home.

Many ways to play



#1



DOLL CARRIER

A Doll Carrier

You will need:

- Silky
- Doll

Instructions:

Firstly tie the silky around your child's waist and put the doll inside. You can tie silky pieces together to make the carrier bigger. Then lift the material over the back and tie it around the silky that is already fastened around their waist.

#2



SWIRL IT FOR DANCING

You will need:

- Silky
- Music
- Dance Floor

Instructions:

Kids love to shake them around as they dance and bop around the house. Playsilks are a wonderful tool for inspiring movement and active play.

#3



PEEK-A-BOO

You will need:

- Silky
- A friend

Instructions:

Peek a boo is such a classic child's game and can obviously be achieved with the silks! Done with an adult they feel so nice as they are draped over your skin. This can be played with different variations like hiding your toys, cars etc.

#4



BLANKET FOR DOLLS

You will need:

- Silky
- Doll

Instructions:

The perfect blanket to wrap their favorite doll. Play silks make a great accessory for Pretend Play and acts as a great boost to your child's imagination.

#5



PICNIC MAT

You will need:

- Silky
- Play Date

Instructions:

Children take inspiration from their environment and surroundings and then imitate life in a playful way. Play Silks can be simply used in their adventure play as a mat, napkin or even for shade.

#6



TUG BOX

You will need:

- Silky
- Empty tissue Box or a Bottle

Instructions:

Every time you finish a box of tissues, simply stuff the silks inside and let them pull out. You can also cut extra holes in the side so there are different holes for them to come out of. You can also try this out with Bottles or different containers.

#7



DRESS UP!

You will need:

- Silky
- Your fav play character

Instructions:

When the silk is tied around the child's neck (obviously under supervision) they love running or jumping, feeling and watching the silks fly out behind them. Turn it into a cape or a skirt, you think of it and its done.

#8



SCRUNCH & THROW

You will need:

- Silky
- Empty tissue Box or a Bottle

Instructions:

Scrunching the silks in your hands and counting to throw them up high is always fun. To level up the fun, play a fast number beat to double the madness!

#9



TIE TO THE PLAY GYM

You will need:

- Silky
- Play Gym

Instructions:

Tying the playsilks onto a baby playgym and threading rings onto it make a great mobile for young babies. As they tap and grasp the rings it makes a beautiful sound.

#10



THREADING


You will need:

- Silky
- Child safe rings

Instructions:

Scrunching the silks in your hands and counting to throw them up high is always fun. To level up the fun, play a fast number beat to double the madness!

#11



FOLDING

You will need:

- Silky

Instructions:

Washing and folding the silks is another activity that aids in developing Fine Motor Skills. You can try out making different shapes with the folds such as square, triangle and rectangles.

#12



WRAPPING PRESENTS

You will need:

- Silky
- Gifts

Instructions:

Instead of buying wrapping paper and throwing it away silks can be used in play and for wrapping presents year after year!

#13



OUTDOOR PLAY

You will need:

- Silky
- Outdoor Space

Instructions:

Kids love running with them outside watching them fly in the wind. Take them to parks, gardens, Beaches and let kids have the play time of their life!

#14



SENSORY PLAY

You will need:

- Silky
- Water

Instructions:

Putting silks in water changes the texture of the offering a nice sensory experience. It's also the best way to clean them if they become dirty.

“ Play is often talked about as if it were a relief from serious learning. But for children play is serious learning. Play is really the work of childhood. ”




**MOMS AT GLEE
NATURAL TOYS**

FOLLOW OUR JOURNEY

Our Mission is to Help busy parents raise happier children*

INSTAGRAM



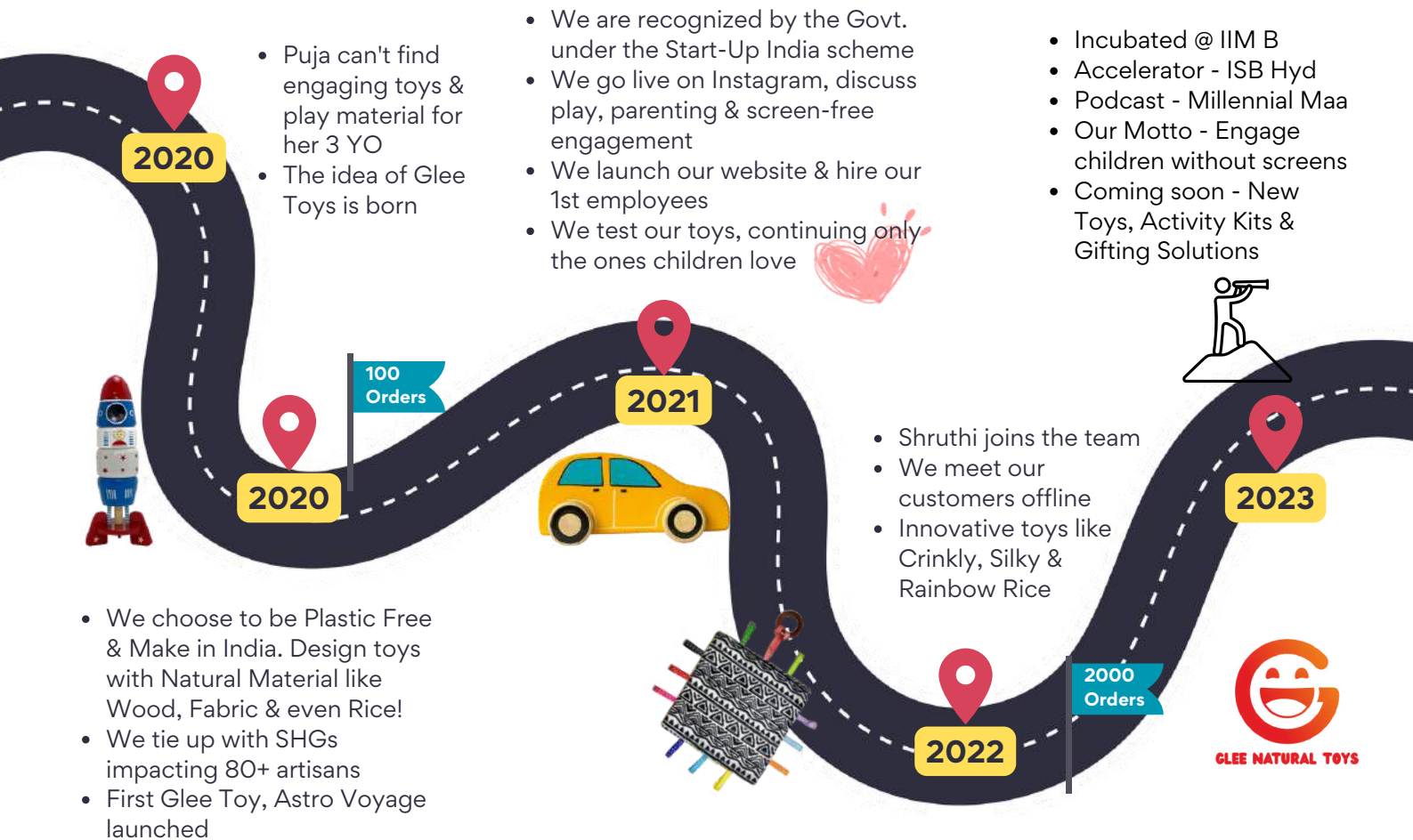
WEBSITE



PODCAST



YOUTUBE



***P.S :** Ever wondered why your kid doesn't play as much as you would like ? Because, most toys are designed to attract the buyer (i.e. a grown up). Glee Toys are designed from a child's point of view. Thus, our toys are more engaging & relevant, helping children play more, and be happier



GLEE NATURAL TOYS

INCUBATED AT



**NSR
CEL**

CERTIFIED BY

#startupindia

MSME

MINISTRY OF MICRO, SMALL & MEDIUM ENTERPRISES

also available at
amazon.com