




## Contact Us

800.426.9784

[certorsports.com](http://certorsports.com) | [vicis.com](http://vicis.com) | [schuttsports.com](http://schuttsports.com)

9400 BRADFORD RD | PLAINFIELD, IN 46168



WARNING: Keep your head up. Do not butt, ram, spear, or strike an opponent with any part of this helmet or faceguard. This is a violation of football rules and may cause you to suffer severe brain or neck injury, including paralysis or death and possible injury to your opponent. Contact in football may result in Concussion/Brain injury which no helmet can prevent. Symptoms include: loss of consciousness or memory, dizziness, headache, nausea, or confusion. If you have symptoms, immediately stop and report them to your coach, trainer, and parents. Do not return to a game or contact until all symptoms are gone and you receive medical clearance. Ignoring this warning may lead to another and more serious or fatal brain injury. NO HELMET SYSTEM CAN PROTECT YOU FROM SERIOUS BRAIN AND/OR NECK INJURIES INCLUDING PARALYSIS OR DEATH. TO AVOID THESE RISKS, DO NOT ENGAGE IN THE SPORT OF FOOTBALL. TO ACHIEVE THE MOST EFFECTIVE PERFORMANCE OF A Schutt HELMET, USE ONLY SCHUTT SPORTS REPLACEMENT COMPONENTS. WARNING: Do not attach any accessories that are not supplied by and/or approved to be worn with Schutt helmets. Attachment of accessories not supplied by or recommended for Schutt helmets will void the warranty and could adversely affect the protective capabilities of the helmet. If you are unsure if an accessory is approved, please visit [schuttsports.com](http://schuttsports.com). Due to differences in head shapes and sizes, adjustments may be needed to achieve proper fit and/or comfort. Please refer to the fitting instructions booklet included with each new Schutt helmet. Also available at [schuttsports.com](http://schuttsports.com). Using jaw pads from suppliers other than Schutt Sports will void the warranty.



714195697296

**2023**  
FOOTBALL  
CATALOG



## TOP RANKED

We're leaders in technology, innovation, design, and sport. We strive to build products and brands who equip athletes to perform at the highest level.

**2023**  
FOOTBALL  
CATALOG





WHAT IT  
MEANS

TO  
**CONTEND  
VIE  
FIGHT  
DEFEND**


Bringing innovative technologies and advanced product development to our family of brands.



**WHO WE ARE**

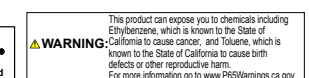
*We're leaders in technology, innovation, design, and sport.*  
We strive to build products and brands who equip athletes to perform at the highest level.

From protection to performance, our team is responsible for the development of emerging technologies used by MVP-caliber professionals down to youth athletes competing each weekend.



<b>FOOTBALL HELMETS   VICIS</b>	<b>3 – 28</b>	<b>SCHUTT SHOULDER PADS</b>	<b>89 – 104</b>
Helmet Fitting Guide	29	Introduction (all models)	89
Vicis Helmets	7 – 22	XV Series	92 – 98
Vicis Helmets Youth	23 – 28	Flex Series	100
Vicis Facemask & Technology	38	Schutt Shoulder Pad Features Chart	104
		Shoulder Pad Fitting Guide	103
<b>FOOTBALL HELMETS   SCHUTT</b>	<b>41 – 78</b>	<b>PROTECTIVE APPAREL / PADS</b>	<b>102 – 107</b>
Schutt Helmets Varsity	44 – 56	Back Plate	102
Varsity Helmet Features & Fitting Guide	57 – 58	Rib Protectors	102
Schutt Helmets Youth	60 – 64	Protech Girdle	106
Youth Helmets Features & Fitting Guide	65 – 66	Pad Sets	107
Schutt Faceguard Guide	78		
<b>HELMET CUSTOMIZATION</b>	<b>67 – 74</b>	<b>FOOTBALL ACCESSORIES</b>	<b>106 – 108</b>
Standard Colors	67	Wrist Coaches	106
Custom Paint Colors and Finishes	68 – 70	Equipment Bags	108
Aqua Tech Finishes	71 – 72		
Custom Paint Styles	73 – 74		
Faceguard Colors	79 – 82		
<b>HELMET RECONDITIONING</b>	<b>84</b>		
<b>HELMET ACCESSORIES</b>	<b>85 – 88</b>		
Accessories	85 – 88		
Jaw Pads	85		
Mouthguards	86		
Optics Elite Visor	86		

WARNING: Keep your head up. Do not butt, ram, spear, or strike an opponent with any part of this helmet or faceguard. This is a violation of football rules and may cause you to suffer severe brain or neck injury, including paralysis or death and possible injury to your opponent. Contact in football may result in Concussion/Brain injury which no helmet can prevent. Symptoms include: loss of consciousness or memory, dizziness, headache, nausea, or confusion. If you have symptoms, immediately stop and report them to your coach, trainer, and parents. Do not return to a game or contact until all symptoms are gone and you receive medical clearance. Ignoring this warning may lead to another and more serious or fatal brain injury. NO HELMET SYSTEM CAN PROTECT YOU FROM SERIOUS BRAIN AND/OR NECK INJURIES INCLUDING PARALYSIS OR DEATH. TO AVOID THESE RISKS, DO NOT ENGAGE IN THE SPORT OF FOOTBALL. TO ACHIEVE THE MOST EFFECTIVE PERFORMANCE OF A Schutt HELMET, USE ONLY SCHUTT SPORTS REPLACEMENT COMPONENTS. WARNING: Do not attach any accessories that are not supplied by and/or approved to be worn with Schutt helmets. Attachment of accessories not supplied by or recommended for Schutt helmets will void the warranty and could adversely affect the protective capabilities of the helmet. If you are unsure if an accessory is approved, please visit [schuttsports.com](http://schuttsports.com). Due to differences in head shapes and sizes, adjustments may be needed to achieve proper fit and/or comfort. Please refer to the fitting instructions booklet included with each new Schutt helmet. Also available at [schuttsports.com](http://schuttsports.com). Using jaw pads from suppliers other than Schutt Sports will void the warranty.





## **THE NEXT LEVEL IN DESIGN, PROTECTION, AND PERFORMANCE**

With athlete safety at its core, the VICIS ZERO2 sets the new standard in impact mitigation. The VICIS ZERO2 helmets outperformed all other helmets tested in the NFL and NFLPA's Annual Laboratory Testing.



## UNPRECEDENTED PERFORMANCE TOP-RANKED HELMETS

VICIS ZERO2 helmets outperformed all other helmets tested in the NFL and NFLPA's Annual Laboratory Testing

### **NFL** 2022 NFL & NFLPA HELMET LAB TESTING PERFORMANCE RESULTS

- No. 1** VICIS ZERO2-R MATRIX ID TRENCH
- No. 2** VICIS ZERO2-R TRENCH
- No. 3** VICIS ZERO2-R
- No. 4** VICIS ZERO2-R MATRIX ID

---


### **VT** VIRGINIA TECH VARSITY FOOTBALL HELMET RATINGS 2022 EDITION

- No. 1** VICIS ZERO2 TRENCH
- No. 2** VICIS ZERO2
- No. 4** Schutt F7 2.0

VICIS  
ZERO2

## A TRULY MULTI-LAYERED HELMET SYSTEM

Developed by VICIS' innovative team of engineers and designers, the ZERO2 takes a revolutionary approach to offer out-of-the-box thinking for a completely reimagined helmet. The ZERO2 is more than 15% lighter than its predecessor ZERO1, and allows the athlete to dial in fit, comfort, and performance to elevate their game.



VICIS  
**ZERO2™**

**01 DEFORMABLE OUTER SHELL**

Flexible outer shell technology, exclusive to VICIS helmets, allows the ZERO2 to respond like no other helmet on the market. By deforming like a car bumper, impact forces are absorbed at the point of contact, before they reach the head. The result is not only groundbreaking protection, but a helmet that feels like no other.

**02 VICIS RFLX 2.0**

Optimized for the ZERO2, VICIS RFLX 2.0 continues to leverage buckling structures, but has evolved the design with an array of columns interconnected by thin, flexible walls. The result is greater impact performance at a lower weight, allowing VICIS to further tune impact performance in key locations.

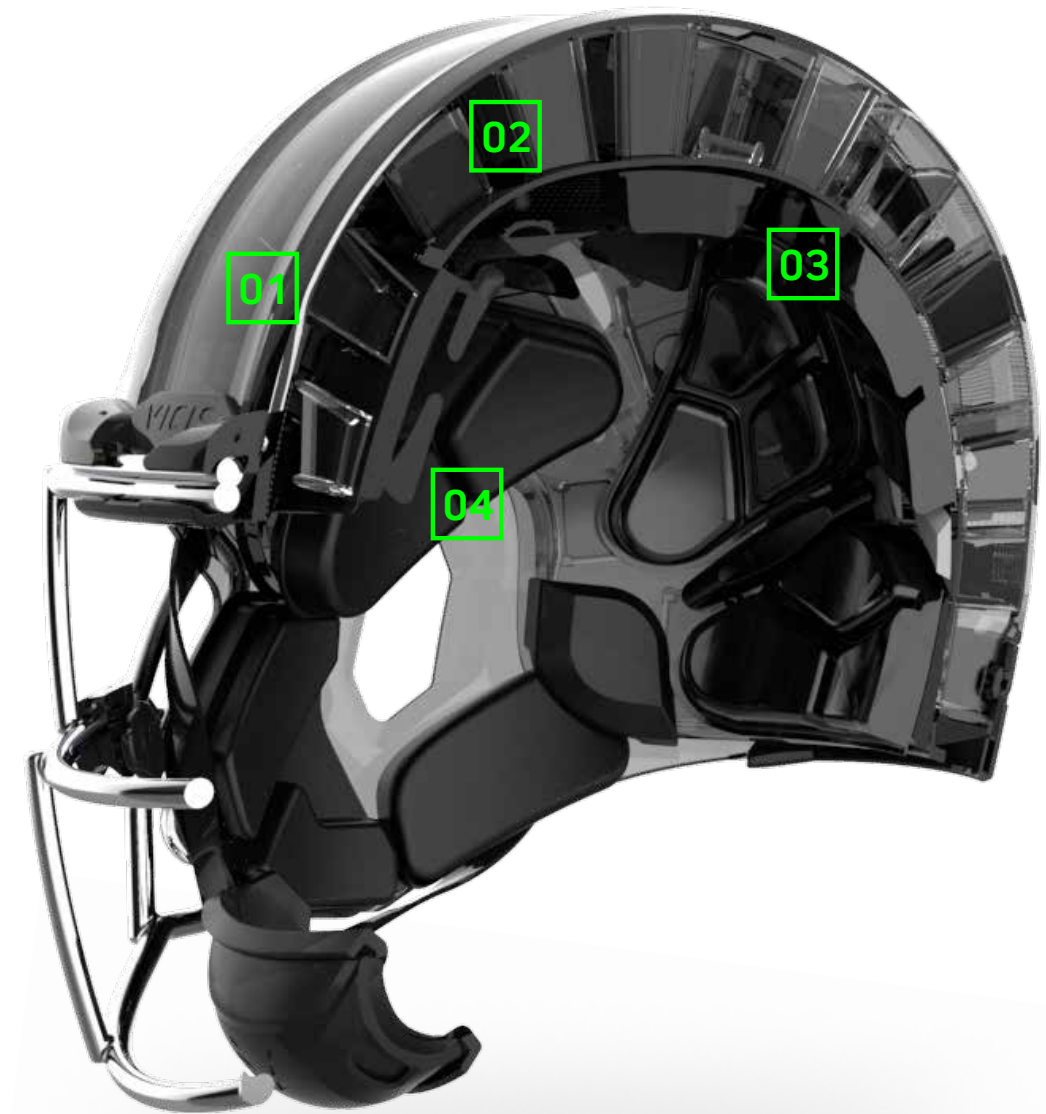
**03 REINFORCED INNER SHELL**

The inner shell has been engineered through data collected from hundreds of head shapes to optimize fit accuracy, maximize player comfort, and accommodate a wider range of players.

**04 DLTA FIT SYSTEM**

Raising the bar for personalized comfort and secure fit, the VICIS DLTA pod system is comprised of two layers: impact on the RFLX side, and comfort against the player's head. Fully interchangeable pads across 6 locations in multiple thicknesses translates to virtually unlimited customization without the need for air bladders. Updated pod materials provide upgraded comfort and improved durability.

▶ **WATCH THE ZERO 2 FEATURES VIDEO**  
// **CLICK OR SCAN QR CODE**



// VICIS ZERO 2 TECHNICAL CUTAWAY

**SHELL SIZES**

SHELL SIZE	MIN CIRCUMFRANCE	MAX CIRCUMFRANCE
MEDIUM	20.25"	22"
LARGE	21.50"	23.5"
X-LARGE	23"	UP

**COMPONENT SIZING OPTION**

PART	AVAILABLE OPTIONS EACH HELMET COMES WITH FIT KIT					
STABILIZER PADS	0.50" 	0.625" 	0.75" 	1.00" 	1.25" 	1.50" 
DLTA PODS	0.40" 	0.50" 	0.625" 	0.75" 	0.875" 	1.00" 
FORM LINER	<b>SIDE</b>	<b>OCCIPITAL</b>				



# ZERO2™

## FROM THE LAB TO THE FIELD

Developed by VICIS' innovative team of engineers and designers, the ZERO2 takes a revolutionary approach to offer out-of-the-box thinking for a completely reimagined helmet.

### FEATURE SET INCLUDES:

- RFLX 2.0
- VICIS DLTA FIT SYSTEM
- VICIS FORM LINERS
- RAPID MOUNT FACEMASK ATTACHMENT
- TUBULAR STAINLESS STEEL FACEMASK
- FUSION CHINCUP

**WHITE OUT KIT** OPTION PG. 37

Available for all helmets. Includes:  
 White Rapid Mount White Front Bumper  
 White Rear Bumper White Chincup & Strap

## VIRGINIA TECH. HELMET RATING

**5** ★★★★★

### PRICING

MSRP \$799.99 // MSRP \$899.99 | ELITE



### GROUNDBREAKING NEW APPROACH

The ZERO2 features a new and innovative approach to VICIS' RFLX structure to reduce weight without compromising on performance, a streamlined new design, and an array customization options available to each athlete.

### ENHANCED FIELD OF VIEW

Optimized vertical and horizontal sight-lines provide the athlete maximum situational awareness so they can perform at an elite level.

### SIGNIFICANT WEIGHT REDUCTION



The ZERO2 is more than **15% lighter** than its predecessor ZERO1, and allows the athlete to dial in fit, comfort, and performance to elevate their game. Designed like no helmet before it, the ZERO2 is a combination of science, safety and sports equipment that is built for serious players.

### SHELL SIZES

SHELL SIZE	MIN CIRCUMFRANCE	MAX CIRCUMFRANCE
MEDIUM	20.25"	22"
LARGE	21.50"	23.5"
X-LARGE	23"	UP

### COMPONENT SIZING OPTION

PART	AVAILABLE OPTIONS EACH HELMET COMES WITH FIT KIT					
STABILIZER PADS	0.50"	0.625"	0.75"	1.00"	1.25"	1.50"
DLTA PODS	0.40"	0.50"	0.625"	0.75"	0.875"	1.00"
FORM LINER	<b>SIDE</b>	<b>OCCIPITAL</b>				

**HELMET UPGRADES & ACCESSORIES**  
 See pages 32-37 for upgrades & accessories

**ONLINE**  
 Visit [vicis.com](http://vicis.com) for additional information





# ZERO2™ ELITE

## TAKE IT TO THE NEXT LEVEL

The ZERO2 ELITE features the same top-rated protection as the standard ZERO2, with an upgraded feature set.

### FEATURE SET INCLUDES:

- RFLX 2.0
- VICIS DLTA FIT SYSTEM
- VICIS FORM LINERS
- RAPID MOUNT FACEMASK ATTACHMENT

### ELITE UPGRADE INCLUDES:

- TITANIUM FACEMASK
- FUSION ELITE CHINCUP
- EDGE EYE SHIELD BY OAKLEY | CLEAR
- QUARTER TURN SYSTEM

### VIRGINIA TECH. HELMET RATING



### PRICING

MSRP \$799.99 // MSRP \$899.99 | ELITE



### EDGE SHIELD by Oakley CLEAR

Designed exclusively for the ZERO2 and engineered for optimal vision, the EDGE Shield offers players enhanced safety and performance by providing the sharpest vision with minimum distortion.

### TITANIUM FACEMASK

All new facemasks built exclusively for the ZERO2, available in both titanium and tubular stainless steel. Titanium facemasks are 30% lighter than the tubular steel on the standard Zero 2.



### QUARTER TURN ATTACHMENT SYSTEM

1/4 Turn lower facemask connection allows for a very quick removal or attachment of the ZERO2 facemask, especially when paired with the RAPID Mount upper connection.

### FUSION ELITE CHINCUP

Custom built for the VICIS ZERO2, the Fusion Elite Chincup features a deformable upper panel for improved comfort, streamlined strap routing, and shell integration without sacrificing protection.

### ELEVATE YOUR GAME // STANDARD ON THE ZERO2 ELITE



TITANIUM FACEMASK  
PG. 38



FUSION ELITE CHINCUP  
PG. 34



EDGE SHIELD  
By Oakley  
PG. 35



QUARTER TURN  
PG. 34

### WHITE OUT KIT OPTION

Available for all helmets. Includes :

- White Rapid Mount
- White Front Bumper
- White Rear Bumper
- White Chincup & Strap

PG. 39



### HELMET UPGRADES & ACCESSORIES

See pages 32-37 for upgrades & accessories



### ONLINE

Visit [vicis.com](http://vicis.com) for additional information

VICIS  
**Ø2 TRENCH**

**THE FIRST EVER  
POSITION-SPECIFIC HELMET.**

Flexible outer shell technology, exclusive to VICIS helmets, allows the ZERO2 TRENCH to respond like no other helmet on the market. By deforming like a car bumper, impact forces are absorbed at the point of contact, before they reach the head. Combined with the additional offset and proprietary structure of the TRENCH, the result is improved impact mitigation for every type of hit.



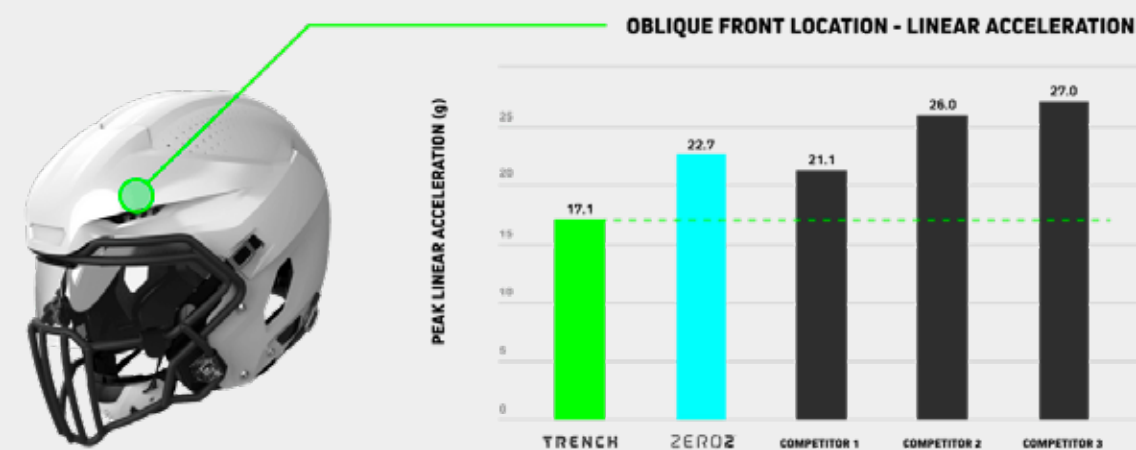
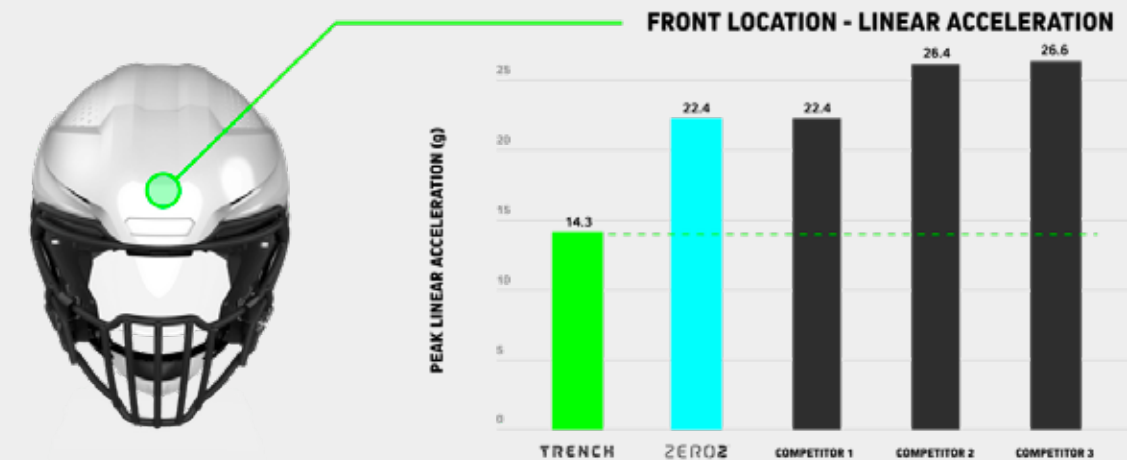
**WATCH THE ZERO2 TRENCH FEATURES  
VIDEO // [CLICK OR SCAN QR CODE](#)**





// POSITION SPECIFIC HELMET

// ZERO2 TRENCH ELITE



## 02 TRENCH

### HOW WAS IT DESIGNED?

Linemen experience more than twice as many impacts as other players, with the largest percentage of hits to the front of the helmet.<sup>1</sup> The majority of those impacts are low velocity between 2.1 and 4.5 m/s.<sup>2</sup> Based on this data, the TRENCH helmet was designed with additional offset in the frontal region, specifically tuned for low velocity impacts. To complete this optimization VICIS leveraged the combination of a deformable outer shell and engineered impact structure.

### WHAT ABOUT HIGH VELOCITY IMPACTS?

At the core of this helmet sits the ZERO2, designed from the ground up for 2021. Guided by the latest NFL/NFLPA helmet protocol, the ZERO2 was optimized for 5.5, 7.4, 9.3m/s.



# 02 TRENCH™

## POSITION SPECIFIC DESIGN

The TRENCH builds upon the game-changing ZERO2 helmet platform, utilizing a soft deformable shell specifically designed to better protect on impacts that occur play after play.

## FEATURE SET INCLUDES:

- RFLX 2.0
- VICIS DLTA FIT SYSTEM
- VICIS FORM LINERS
- RAPID MOUNT FACEMASK ATTACHMENT
- TUBULAR STAINLESS STEEL FACEMASK
- FUSION CHINCUP

**WHITE OUT KIT** OPTION PG. 37

Available for all helmets. Includes:  
 White Rapid Mount White Front Bumper  
 White Rear Bumper White Chincup & Strap

## VIRGINIA TECH. HELMET RATING



## PRICING

MSRP \$899.99 // MSRP \$999.99 | ELITE



## POSITION SPECIFIC HELMET

The game's first position-specific helmet. Designed for Linemen, the additional offset of the TRENCH helmet in the front and upper side is designed to mitigate repetitive low velocity impacts (2-4 m/s).

## EXCLUSIVE NEW MASK OPTION

Introducing the **SO-215**, a new mask design available exclusively for the ZERO2 TRENCH. The SO-215 offers the same optimized vertical and horizontal sight-lines to provide the athlete maximum situational awareness.

## HOW WAS TRENCH OPTIMIZED?

Using the same linear impact ram found in the NFL/NFLPA lab, VICIS completed testing at the front and oblique front locations, focusing on reducing acceleration at low velocity impacts. The ZERO2 TRENCH **outperformed every other helmet** tested in the Virginia Tech Helmet Rating system.

## SHELL SIZES

SHELL SIZE	MIN CIRCUMFRANCE	MAX CIRCUMFRANCE
LARGE	21.50"	23.5"
X-LARGE	23"	UP

## COMPONENT SIZING OPTION

PART	AVAILABLE OPTIONS <small>EACH HELMET COMES WITH FIT KIT</small>					
STABILIZER PADS	0.50"	0.625"	0.75"	1.00"	1.25"	1.50"
DLTA PODS	0.40"	0.50"	0.625"	0.75"	0.875"	1.00"
FORM LINER	<b>SIDE</b>	<b>OCCIPITAL</b>				



**HELMET UPGRADES & ACCESSORIES**  
 See pages 32-37 for upgrades & accessories



**ONLINE**  
 Visit [vicis.com](http://vicis.com) for additional information



# O2 TRENCH ELITE

## POSITION SPECIFIC DESIGN

The TRENCH builds upon the game-changing ZERO2 helmet platform, utilizing a soft deformable shell specifically designed to better protect on impacts that occur play after play.

## FEATURE SET INCLUDES:

- RFLX 2.0
- VICIS DLTA FIT SYSTEM
- VICIS FORM LINERS
- RAPID MOUNT FACEMASK ATTACHMENT

## ELITE UPGRADE INCLUDES:

- TITANIUM FACEMASK
- FUSION ELITE CHINCUP
- EDGE EYE SHIELD BY OAKLEY | CLEAR
- QUARTER TURN SYSTEM

## VIRGINIA TECH. HELMET RATING



## PRICING

MSRP \$899.99 // MSRP \$999.99 | ELITE



## EDGE SHIELD by Oakley CLEAR

Designed exclusively for the ZERO2 and engineered for optimal vision, the EDGE Shield offers players enhanced safety and performance by providing the sharpest vision with minimum distortion.

## TITANIUM FACEMASK

All new facemasks built exclusively for the ZERO2, available in both titanium and tubular stainless steel. Titanium facemasks are 30% lighter than the tubular steel on the standard ZERO2.



## QUARTER TURN ATTACHMENT SYSTEM

1/4 Turn lower facemask connection allows for a very quick removal or attachment of the ZERO2 facemask, especially when paired with the RAPID Mount upper connection.

## FUSION ELITE CHINCUP

Custom built for the VICIS ZERO2, the Fusion Elite Chincup features a deformable upper panel for improved comfort, streamlined strap routing, and shell integration without sacrificing protection.

## ELEVATE YOUR GAME // STANDARD ON THE O2 TRENCH ELITE



TITANIUM FACEMASK  
PG. 38



FUSION ELITE CHINCUP  
PG. 34



EDGE SHIELD  
By Oakley  
PG. 35



QUARTER TURN  
PG. 34

## WHITE OUT KIT OPTION

Available for all helmets. Includes :

- White Front Bumper
- White Rear Bumper
- White Chincup & Strap

PG. 39



## HELMET UPGRADES & ACCESSORIES

See pages 32-37 for upgrades & accessories



## ONLINE

Visit [vicis.com](http://vicis.com) for additional information

VICIS  
**02 YOUTH**

**DESIGNED FOR THE  
FUTURE OF THE GAME**

**Game-changing helmet innovation**, now available for athletes of all ages. The VICIS ZERO2 Youth is built on the revolutionary ZERO2 platform, yet is tuned for the impact velocities commonly experienced by young athletes (as tested by the Virginia Tech Youth Helmet Rating System).

**No.1** VIRGINIA TECH YOUTH FOOTBALL  
HELMET RATINGS 2022 EDITION

VIRGINIA TECH.  
HELMET RATING  
5 ★★★★★

▶ WATCH THE ZERO2 YOUTH FEATURES  
VIDEO // [CLICK OR SCAN QR CODE](#)





# 02 YOUTH

## ENGINEERED FOR YOUTH

The ZERO2 YOUTH leverages the same systems found in the varsity-level ZERO2, yet features impact absorbing structures **specifically optimized** for the lower velocity impacts seen at the youth level, as tested by the Virginia Tech Youth Helmet Rating System

### FEATURE SET INCLUDES:

- RFLX 2.0
- VICIS DLTA FIT SYSTEM
- VICIS FORM LINERS
- RAPID MOUNT FACEMASK ATTACHMENT
- TUBULAR STAINLESS STEEL FACEMASK
- FUSION CHINCUP

#### WHITE OUT KIT OPTION PG. 37

Available for all helmets. Includes:  
 White Rapid Mount White Front Bumper  
 White Rear Bumper White Chincup & Strap

### VIRGINIA TECH. HELMET RATING



### PRICING

MSRP \$799.99 // MSRP \$899.99 | ELITE



## TUNED FOR YOUTH

ZERO2 Youth comes with tweaks in the impact absorption that are **finely tuned** to the lower impacts of the youth game. The difference comes in the RFLX 2.0 system, buckling columns that help absorb impacts. The columns are designed for velocities seen at the youth level and the same performance is delivered at a lower weight.

## ENHANCED FIELD OF VIEW

Optimized vertical and horizontal sight-lines provide the athlete maximum situational awareness so they can perform at an elite level.

## PROTECTION & PERFORMANCE



Protection and performance born from the industry-best ZERO2, optimized for kids and the game they play. VICIS reinvented the football helmet when it launched its top-ranked ZERO2 to NFL and NCAA teams. We are now bringing that same scientific rigor and creativity to youth football with the introduction of the ZERO2 YOUTH.

### SHELL SIZES

SHELL SIZE	MIN CIRCUMFRANCE	MAX CIRCUMFRANCE
SMALL / MEDIUM	20.25"	22"
LARGE	21.50"	23.5"

### COMPONENT SIZING OPTION

PART	AVAILABLE OPTIONS <small>EACH HELMET COMES WITH FIT KIT</small>					
STABILIZER PADS	0.50"	0.625"	0.75"	1.00"	1.25"	1.50"
DLTA PODS	0.40"	0.50"	0.625"	0.75"	0.875"	1.00"
FORM LINER	<b>SIDE</b>	<b>OCCIPITAL</b>				

**HELMET UPGRADES & ACCESSORIES**  
 See pages 32-37 for upgrades & accessories

**ONLINE**  
 Visit [vicis.com](http://vicis.com) for additional information



# 02 YOUTH ELITE

## ENGINEERED FOR YOUTH

The ZERO2 YOUTH leverages the same systems found in the varsity-level ZERO2, yet features impact absorbing structures **specifically optimized** for the lower velocity impacts seen at the youth level, as tested by the Virginia Tech Youth Helmet Rating System

### FEATURE SET INCLUDES:

- RFLX 2.0
- VICIS DLTA FIT SYSTEM
- VICIS FORM LINERS
- RAPID MOUNT FACEMASK ATTACHMENT

### ELITE UPGRADE INCLUDES:

- TITANIUM FACEMASK
- FUSION ELITE CHINCUP
- EDGE EYE SHIELD BY OAKLEY | CLEAR

VIRGINIA TECH.  
HELMET RATING



### PRICING

MSRP \$799.99 // MSRP \$899.99 | ELITE



### EDGE SHIELD by Oakley CLEAR

Designed exclusively for the ZERO2 and engineered for optimal vision, the EDGE Shield offers players enhanced safety and performance by providing the sharpest vision with minimum distortion.

### TITANIUM FACEMASK

All new facemasks built exclusively for the ZERO2, available in both titanium and tubular stainless steel. Titanium facemasks are 30% lighter than the tubular steel on the standard ZERO2.

### QUARTER TURN ATTACHMENT SYSTEM



1/4 Turn lower facemask connection allows for a very quick removal or attachment of the ZERO2 facemask, especially when paired with the RAPID Mount upper connection.

### FUSION ELITE CHINCUP

Custom built for the VICIS ZERO2, the Fusion Elite Chincup features a deformable upper panel for improved comfort, streamlined strap routing, and shell integration without sacrificing protection.

## ELEVATE YOUR GAME // STANDARD ON THE 02 YOUTH ELITE



TITANIUM FACEMASK  
PG. 38



FUSION ELITE CHINCUP  
PG. 34



EDGE SHIELD  
By Oakley  
PG. 35

### WHITE OUT KIT OPTION

Available for all helmets.  
Includes :

- White Rapid Mount
- White Front Bumper
- White Rear Bumper
- White Chincup & Strap

PG. 39



### HELMET UPGRADES & ACCESSORIES

See pages 32-37 for upgrades & accessories



### ONLINE

Visit [vicis.com](http://vicis.com) for additional information



- 1 Familiarize yourself with the different fit zones in the helmet- Top/Sides/Back/Occipital/Stabilizer Pads/Form Liner.
- 2 The front pad is not a fit adjustable item in the helmet.
- 3 Test Fit the helmet on the Athletes Head. Note the starting point "out of the box" fit is: Occipital-0.625", Top/Side/Rear-0.5", Form Liners installed.
- 4 **Rear** – If the helmet is too loose front to back, adjust the rear two DLTA pods by exchanging to thicker pod options to snug up the fit.
- 5 **Top** - If the helmet sits too high, move Athlete to the next size up in the helmet.
- 6 **Top** - If the helmet sits too low, adjust the Top DLTA pod for optimal brow height (front edge of helmet should be 1" above the brow)
- 7 **Sides** – If the helmet is too loose side to side, adjust the side two DLTA pods by exchanging to thicker pods to snug up the fit.
- 8 **Sides** - If the helmet is too tight side to side or excessive temple pressure, remove the form liners behind the DLTA pods.
- 9 **Occipital** – If the helmet is too loose or gapped at the occipital, adjust the occipital DLTA pods by exchanging to a smaller or larger size.
- 10 **Occipital** – If the Helmet is too tight at the occipital, remove the form liner behind the occipital DLTA fit pod
- 11 **Stabilizer Pad** – Adjust the stabilizer pads to desired comfort level by exchanging to thicker or thinner pads, creating just enough pressure to compress the cheeks.
- 12 **Fit** - The helmet should be snug but not uncomfortable. New parts will conform to Athlete's head shape during the first few uses.
- 13 **Chin Strap** – Adjust the chin strap upper then lower lengths. When upper length set, cut strap 1" from top of buckle and tuck remaining length into shell slot.


### DLTA POD INSTALLATION & REMOVAL TIPS:



#### INSTALL

- Fold pod in half along base axis.
- Align the point of the snap post into the matching triangular hole in inner shell.
- Push down with thumb or knuckle in center of pod while helmet is on a solid surface.
- Listen for audible snap.

#### REMOVAL

- Slide finger under pod base as far as possible (longest side).
- Pry base up and away from inner shell.





## 02 MATRIX ID

### PARADIGM SHIFTING PROTECTION

The MATRIX system is a microfilament structure which is a replacement to the DLTA fit system for the MATRIX helmet.

MATRIX provides ultimate flexibility in the fitting process without having to wait for a custom manufactured helmet. By providing multiple unique fit contours per location and adjustable comfort top layers, the MATRIX pods are ready for gameplay out of the box. This allows for immediate fit feedback from players that can be adjusted at any time.

Similar to DLTA pods, MATRIX pods deliver customized comfort and a secure fit without air bladders. This is accomplished by unique biofidelic contoured pads which elevates the locked-in fit of the ZERO2 MATRIX.





## ADDITIONAL FEATURES TO ELEVATE YOUR GAME

---



### FUSION ELITE CHINCUP

Custom built for the VICIS ZERO2, the Fusion Elite Chincup features a deformable upper panel for improved comfort, streamlined strap routing, and shell integration without sacrificing protection.



### EDGE SHIELD by Oakley

Designed exclusively for the ZERO2 and engineered for optimal vision, the EDGE Shield offers players enhanced safety and performance by providing the sharpest vision with minimum distortion.



### TITANIUM FACEMASK

All new facemasks built exclusively for the ZERO2, available in both titanium and tubular stainless steel. Titanium facemasks are 30% lighter than the tubular steel on the standard ZERO2.



### QUARTER TURN

¼ Turn lower facemask connection allows for a very quick removal or attachment of the ZERO2 facemask, especially when paired with the RAPID Mount upper connection (facemask removed in as fast as 10 seconds).




## EDGE SHIELD BY OAKLEY

### ELEVATED ON-FIELD VISIBILITY

**Optimized vertical and horizontal sightlines** provide the athlete maximum situational awareness so they can perform at an elite level. With a shape designed exclusively for the ZERO2, the EDGE Shield offers players enhanced performance by providing the sharpest vision with minimum distortion.

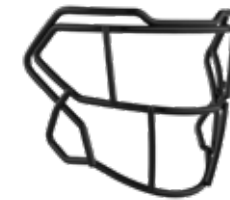
Leveraging new manufacturing tools and software, including Freeform High Definition Optics® (HDO) and PRIZM™ Lens Technology, the EDGE Shield lens was exclusively engineered for the ZERO2, allowing Oakley to create an optically correct shield to match the unique shape of ZERO2 facemasks, and the ZERO2's wide field of view.

	LIGHT TRANSMISSION	LIGHT CONDITIONS	CONTRAST	BASE LENS COLOR
CLEAR	93%	LOW LIGHT	NEUTRAL	CLEAR
PRIZM CLEAR	75%	LOW LIGHT	INCREASED	CLEAR
PRIZM GRIDIRON	23%	MEDIUM LIGHT	INCREASED	BRONZE
GREY	17%	BRIGHT LIGHT	NEUTRAL	GREY



## ZERO 2 FACEMASKS & TECHNOLOGY

All new facemasks built exclusively for the ZERO2, available in both titanium and tubular stainless steel.



SO 212E  
Ti 19072CC SS 19208CC  
\$248.00 \$128.00



SO 212  
Ti 19073CC SS 19209CC  
\$248.00 \$128.00



SO 223E  
Ti 19077CC SS 19213CC  
\$248.00 \$128.00



SO 223  
Ti 19075CC SS 19211CC  
\$248.00 \$128.00



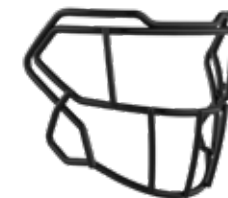
SC 223  
Ti 19076CC SS 19212CC  
\$248.00 \$128.00



SC 223E  
Ti 19074CC SS 19210CC  
\$248.00 \$128.00



SK 212  
Ti 19078CC SS N/A  
\$248.00 \$128.00



SO 213E  
Ti 19079CC SS 19215CC  
\$248.00 \$128.00



SO 215  
Ti 19080CC SS 19216CC  
\$248.00 \$128.00

**Ti** // Titanium | 30% Lighter than the Tubular Stainless Steel  
**SS** // Tubular Stainless Steel | Standard on the Zero 2

## ZERO2 PARTS & ACCESSORIES



**DLTA PODS** PAIRS  
\$42.00

**SIZING OPTION**

- 0.40" — 0.50" —
- 0.625" — 0.75" —
- 0.875" — 1.00" —



**STABILIZER PADS** PAIRS  
\$34.00

**SIZING OPTION**

- 0.50" — 0.625" —
- 0.75" — 1.00" —
- 1.25" — 1.50" —



**FACE MASK CLIPS**  
\$11.00  
3 Colors | Clear, Black, White



**2PT QUARTER TURN CLIPS**  
\$29.00  
3 Colors | Clear, Black, White



**FORM LINERS**  
\$24.00



**HARD MOUNT**  
\$21.00  
3 Colors | Clear, Black, White



**RAPID MOUNT**  
\$25.00  
2 Colors | Black, White



**ANKR LOCKS**  
\$21.00  
3 Colors | Clear, Black, White

### WHITE OUT KIT

Available for all helmets.

Includes:

White Front Bumper

White Rear Bumper

White Rapid Mount

White Chincup & Strap

\$38.00



**WHITE RAPID MOUNT**



**WHITE FRONT BUMPERS**



**WHITE REAR BUMPERS**



**WHITE CHINCUP**

## DEDICATION

The price of success is hard work, **dedication** to the job at hand, and the determination that whether we win or lose, we have applied the best of ourselves to the task at hand.





***schutt***

## **BUILT FOR BATTLE**

Far from the game, the lights, the fever, There is a company on a mission. Driven by a relentless dedication to the player. At Schutt Sports, we build gear for performance. We build gear for protection. We build gear for players. It takes decades of constant technological advancement; in every helmet, in every shoulder pad, in every product. It takes people in the lab committed to pushing the limits of engineering. It takes an entire company committed to the Science of Domination.



VIRGINIA TECH.  
HELMET RATING

5 ★★★★★

## SCHUTT VARSITY HELMETS



### F7 2.0

The Schutt F7 2.0 utilizes the same iconic styling of the original F7, but with improved impact performance for maximum athlete protection and increased athlete comfort. The Schutt F7 2.0 recorded a **top rating in the Virginia Tech Performance Helmet ratings**



### F7 UR1 2.0

As Football's most customizable helmet, the UR1 2.0 maximizes an athlete's fit for maximum performance. With computer pressure mapped pods, UR1 2.0 empowers athletes and equipment managers to skillfully adjust helmet pressure and fit to compensate for changes the athlete experiences, to environmental conditions.



### F7 VTD

The F7 VTD earned a **5-star safety rating in the Virginia Tech Helmet Ratings**. With plenty of protection and packed with technology, the F7 features five layers of protection and a unique liner system that promotes independent movement.



### Vengeance PRO LTD II

Low-profile helmet shell and an inflatable SUREFIT air liner - along the back and sides. Equipped with TPU Cushioning, which won't take a compression set, even after thousands of impacts. The liner on the helmet wraps itself around the player's head, evenly distributing the pressure and weight providing a comfortable fit.



# F7 2.0 HELMET TECHNOLOGY

*The Next Evolution of the Game's Most Dynamic Helmet*

The Schutt F7 2.0 incorporates a completely redesigned impact layer, an expanded Tektonic plate system for load distribution, and a completely re-engineered fit platform, all housed within the game's most dynamic outer shell. The result is the same iconic styling of the original F7, but with improved impact performance for maximum protection and increased athlete comfort.

## 01

### RFLX-S

The Schutt F7 2.0 features a similar RFLX impact layer found in the industry redefining VICIS ZERO2, but optimized to respond to impacts in unison with a rigid outer shell and Schutt's Tektonic Plate System. RFLX-S is a proprietary buckling layer that employs a series of columns designed to absorb and deflect impact forces before they reach the athlete's head.

## 02

### TEKTONIC PLATE LOAD MANAGEMENT SYSTEM

The Schutt F7 2.0 now incorporates interior Tektonic plates which improve impact distribution across the entirety of the helmet. Building upon the exterior plates synonymous with the original F7 design, the expanded Tektonic plate load management system is a key component that contributes to the 2.0's improved impact performance.

## 03

### AIR ASSISTANCE

The F7 2.0 features a single inflation point to help athletes personalize their fit through the addition of air within the contoured air pocket. Now relocated to the rear bumper of the helmet, the fast access inflation point is designed for ease of use by athletes, parents, and equipment managers alike.

## 04

### INCREASED ATHLETE COMFORT AND IMPROVED FIT FLEXIBILITY

The F7 2.0 introduces an all new adaptive fit system that provides unrivaled flexibility and superior comfort. Newly designed impact sensitive pods combine a comfort layer with a D30 rate-sensitive dampening layer. To improve the range of fit dynamics unique to each athlete, the helmet liner integrates an industry first stacking pod system in five locations. This Tear-Away pod system makes for a quick and easy fit system using geometry interlock and Velcro.



CLICK OR SCAN QR CODE FOR VIRGINIA TECH RATING

The F7 2.0 recieved a 5-Star Rating in the Virginia Tech helmet protocols. Scan QR Code for link to ratings.

CLICK OR SCAN QR CODE FOR F7 2.0 INTRO VIDEO

Learn more about the newly redesigned F7 2.0 and what makes it the game's most dynamic helmet.



VIRGINIA TECH.  
HELMET RATING  
5 ★★★★★



// SCHUTT F7 2.0 TECHNICAL CUTAWAY

### VIRGINIA TECH TOP RATED HELMET

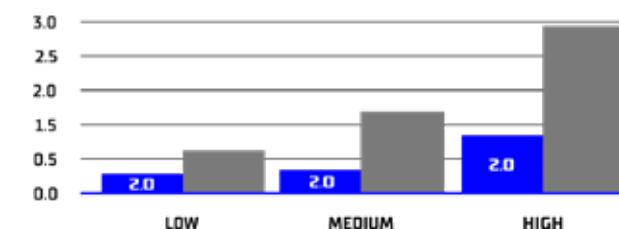
The Schutt F7 2.0 recorded a top rating in the Virginia Tech Performance Helmet ratings, with a Five Star Rating and an extremely high performing score of 1.35. Only the VICIS ZERO2 scored better on Virginia Tech's Performance testing.

### NOT YOUR AVERAGE 5-STAR HELMET

Not all five star helmets are created equal. The F7 2.0 tested significantly better in impact performance than the average five star rated helmet in the 2022 Virginia Tech helmet ratings.

#### HELMET SIZE CHART

HELMET SIZE	HEAD SIZE	HEAD CIRCUMFERENCE	HSS PADS INCLUDED
Medium	6½ - 7	20½ - 22"	¾" - 1"
Large	7 - 7½	22 - 23½"	½" - ¾"
X-Large	7½ - 8	23½ - 25"	½" - ¾"



The graph compares this helmet's performance to the average 5 star-rated helmet at the 3 impact severities. Lower values for the score contribution indicate better performance. (Source: Virginia Tech)

ALSO SUITABLE FOR YOUTH

# F72.0



F7 2.0 PRO Model Shown

VIRGINIA TECH.  
**HELMET RATING**

**5** ★★★★★

- 1** TEKTONIC PLATE LOAD MANAGEMENT SYSTEM
- 2** RFLX-S IMPACT LAYER
- 3** HELMET STABILIZATION SYSTEM (HSS)
- 4** OPTI FIT MATRIX LINER SYSTEM

**ADDITIONAL FEATURES**

- Flexural Resistance Engineering
- Air Assistance
- Quarter Turn Hardware (Option)
- Fusion Chincup (Black)
- Multiple Size Jaw Pads Available

**UPGRADE TO ELITE VISOR**



**UPGRADE TO FUSION ELITE CHINCUP**



**UPGRADE TO WHITE PARTS**



**F7 2.0 COLLEGIATE**

Standard F7 2.0, with Carbon Steel Faceguards and Traditional Hardware.



**F7 2.0 PROFESSIONAL**

An upgraded F7 2.0, with Titanium Faceguards and Quarter Turns.

# F72.0



**F7-EGOP-II-DW-NB-VC**  
Ti 243026CC CS 233025CC



**F7-EGOP-II-NB-VC**  
Ti 243022CC CS 233021CC



**F7-EGOP-NB-VC**  
Ti 243021CC CS 233020CC



**F7-ROPO-NB-VC**  
Ti 243019CC CS 233018CC



**F7-ROPO-SW-NB-VC**  
Ti 243020CC CS 233019CC



**F7-RKOP-NB-VC**  
Ti 243031CC CS 233031CC



**F7-ROPO-DW-PRO-NB-VC**  
Ti 243029CC CS 233029CC



**F7-ROPO-DW-NB-VC**  
Ti 243023CC CS 233022CC



**F7-ROPO-DW-NB-O-VC**  
Ti 243024CC CS 233023CC



**F7-RJOP-DW-NB**  
Ti 243013CC CS 233011CC

**WHITE OUT KIT** OPTION

Available for all F7 helmets. Includes:  
White Front Bumper White Rear Bumper  
White Stabilizer White Chincup & Strap

- All faceguards shown will accommodate eye shields / visors.
- **Custom Paint** See pages 32-39 available options
- **Ti** Titanium **CS** Carbon Steel | Titanium guards are up to 60% lighter than traditional carbon steel guards.

**HELMET SIZE CHART**

F7 2.0 PRO	F7 2.0 COLLEGIATE	HELMET SIZE	HEAD SIZE	HEAD CIRCUMFERENCE	HSS PADS INCLUDED
2090004CCC	2090004CCC99	Medium	6" - 7"	20½ - 22"	¾" - 1"
2090005CCC	2090005CCC99	Large	7 - 7½"	22 - 23½"	½" - ¾"
2090006CCC	2090006CCC99	X-Large	7½ - 8"	23½ - 25"	½" - ¾"

**PRICING**

PRO MSRP: \$799<sup>99</sup>  
COLLEGIATE MSRP: \$599<sup>99</sup>

**HELMET UPGRADES & ACCESSORIES**  
See pages 81-84 for upgrades & accessories

**ONLINE**  
Visit [schuttsports.com](http://schuttsports.com) for additional information

# F7 UR1 2.0

FOOTBALL'S MOST CUSTOMIZABLE HELMET



UPGRADE TO ELITE VISOR



UPGRADE TO FUSION ELITE CHINCUP



UPGRADE TO WHITE PARTS



# F7 UR1 2.0



**F7-EGOP-II-DW-NB-VC**  
Ti 243026CC CS 233025CC



**F7-EGOP-II-NB-VC**  
Ti 243022CC CS 233021CC



**F7-EGOP-NB-VC**  
Ti 243021CC CS 233020CC



**F7-ROPO-NB-VC**  
Ti 243019CC CS 233018CC



**F7-ROPO-SW-NB-VC**  
Ti 243020CC CS 233019CC



**F7-RKOP-NB-VC**  
Ti 243031CC CS 233031CC



**F7-ROPO-DW-PRO-NB-VC**  
Ti 243029CC CS 233029CC



**F7-ROPO-DW-NB-VC**  
Ti 243023CC CS 233022CC



**F7-ROPO-DW-NB-O-VC**  
Ti 243024CC CS 233023CC



**F7-RJOP-DW-NB**  
Ti 243013CC CS 233011CC

**WHITE OUT KIT** OPTION

Available for all F7 helmets. Includes:  
White Front Bumper White Rear Bumper  
White Stabilizer White Chincup & Strap

- All faceguards shown will accommodate eye shields / visors.
- **Custom Paint** See pages 32-39 available options
- **Ti** Titanium **CS** Carbon Steel | Titanium guards are up to 60% lighter than traditional carbon steel guards.

HELMET SIZE CHART

PRICING

F7 UR1 2.0	HELMET SIZE	HEAD SIZE	HEAD CIRCUMFERENCE	HSS PADS INCLUDED
208300	CUSTOM	CUSTOM	CUSTOM	¾" - 1"

MSRP: \$1299<sup>99</sup>

**NOTE:**

This is a Custom Fit Helmet. Each player must be fit individually for correct sizing.

**HELMET UPGRADES & ACCESSORIES**  
See pages 81-84 for upgrades & accessories

**ONLINE**  
Visit [schuttsports.com](http://schuttsports.com) for additional information

- 1** TEKTONIC PLATE LOAD MANAGEMENT SYSTEM
- 2** TPU CUSHIONING
- 3** HELMET STABILIZATION SYSTEM (HSS)
- 4** OPTI FIT MATRIX LINER SYSTEM

**ADDITIONAL FEATURES**

- Flexural Resistance Engineering
- Quarter Turn Hardware
- Mechanically Attached TPU
- Fusion Elite Chincup (Black)
- Multiple Size Jaw Pads Available
- Titanium Faceguards

# F7 VTD HELMET TECHNOLOGY

## Full of Technologically Advanced Features

Look Good. Feel Good. Play Good. While the F7 line of helmets by Schutt sure look the part, they also pack advanced design, exceptional comfort, and technology into that overall stunning appearance. The F7 lineup provides the protection needed for the gridiron. What will you be wearing this season?

### 01 Tektonic Plate Technology

Located in the most impacted areas of the helmet, Schutt's 3-dimensional movement tectonic plates incorporate an additional TPU Cushion and move independently of the helmet, improving the helmet's performance against rotational forces.

### 02 Helmet Stabilization System (HSS)

Incorporating a larger, more comfortable jaw pad configuration, the F7 VTD's Stabilization System utilizes both internal and external jaw stabilizers and high-performance impact foam to give the athlete a secure, locked-in feel.

### 03 Optimized Shell Design

The highly engineered outer shell provides maximum protection in one of the games most iconic designs.

### 04 SUREFIT Air Liner

The F7's fit system allows each athlete to dial in their unique fit preferences with a variety of different liner thicknesses available.

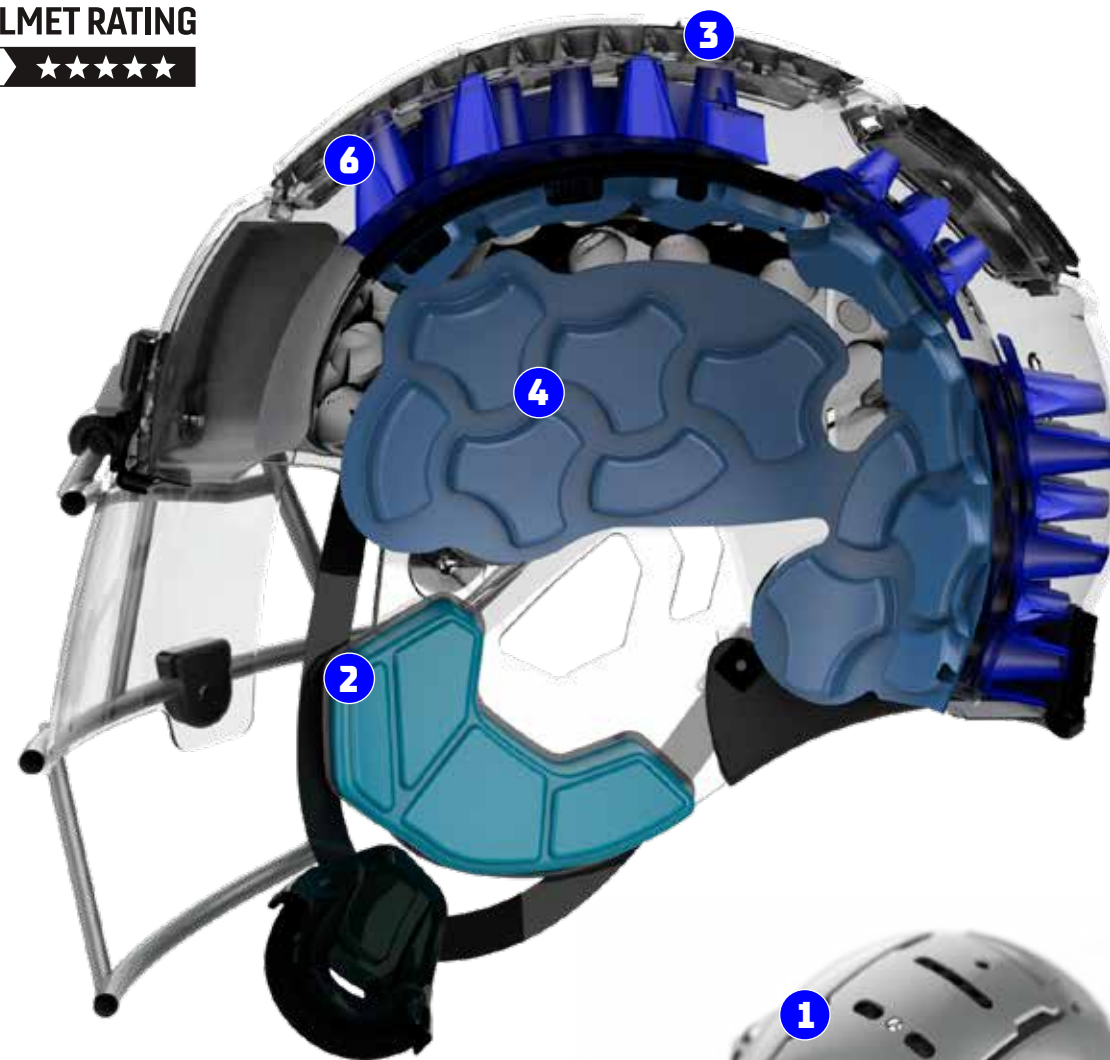
### 05 Rapid Release System

The Rapid Release System features our Quarter Turn Release Faceguard hardware in all 4 attachments points. You can attach or remove a faceguard in seconds with 4 small turns of a screwdriver.

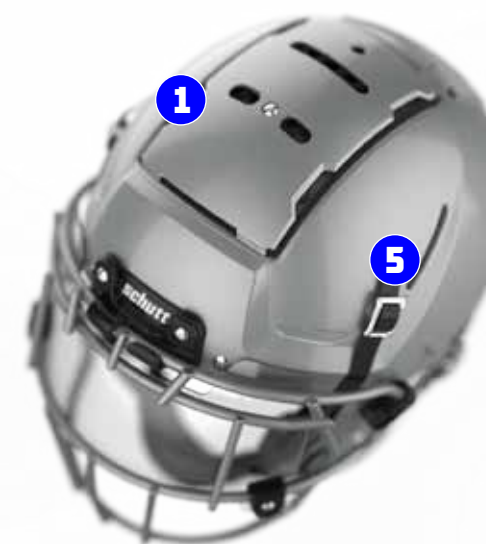
### 06 Updated Internal TPU

The F7 VTD's internal TPU configuration allows for optimized impact management in a lightweight design. TPU (thermoplastic urethane) cushioning absorbs more impact across a wider variety of temperatures than any other helmet on the field.

VIRGINIA TECH.  
HELMET RATING  
5 ★★★★★



// SCHUTT F7 VTD TECHNICAL CUTAWAY



#### HELMET SIZE CHART

HELMET SIZE	HEAD SIZE	HEAD CIRCUMFERENCE	HSS PADS INCLUDED
Small	6 - 6½	19 - 20½"	¾" - 1"
Medium	6½ - 7	20½ - 22"	¾" - 1"
Large	7 - 7½	22 - 23½"	½" - ¾"
Large+	7½ - 7¾	23½ - 23¾"	½" - ¾"
X-Large	7½ - 8	23½ - 25"	½" - ¾"
X-Large+	7¾ - 8¼	25"+	½" - ¾"

// The F7 VTD recieved a 5-Star Rating in the Virginia Tech helmet protocols.

ALSO SUITABLE FOR YOUTH

# F7 VTD



F7 VTD PRO Model Shown

## VIRGINIA TECH. HELMET RATING

5 ★★★★★

- 1 TEKTONIC PLATE TECHNOLOGY
- 2 HELMET STABILIZATION SYSTEM (HSS)
- 3 RADIAN DIFFUSION LINER SYSTEM
- 4 FLEXURAL RESISTANCE ENGINEERING

### ADDITIONAL FEATURES

- Flexural Resistance Engineering
- Quarter Turn Hardware (Option)
- Mechanically Attached TPU
- Fusion Chincup (Black)
- Multiple Size Jaw Pads Available

UPGRADE TO ELITE VISOR



UPGRADE TO FUSION ELITE CHINCUP



UPGRADE TO WHITE PARTS



### F7 VTD COLLEGIATE

Standard F7 VTD, with Carbon Steel Faceguards and Traditional Hardware.



### F7 VTD PROFESSIONAL

An upgraded F7 VTD, with Titanium Faceguards and Quarter Turns.

# F7 VTD



**F7-EGOP-II-DW-NB-VC**  
Ti 243026CC CS 233025CC



**F7-EGOP-II-NB-VC**  
Ti 243022CC CS 233021CC



**F7-EGOP-NB-VC**  
Ti 243021CC CS 233020CC



**F7-ROPO-NB-VC**  
Ti 243019CC CS 233018CC



**F7-ROPO-SW-NB-VC**  
Ti 243020CC CS 233019CC



**F7-RKOP-NB-VC**  
Ti 243031CC CS 233031CC



**F7-ROPO-DW-PRO-NB-VC**  
Ti 243029CC CS 233029CC



**F7-ROPO-DW-NB-VC**  
Ti 243023CC CS 233022CC



**F7-ROPO-DW-NB-O-VC**  
Ti 243024CC CS 233023CC



**F7-RJOP-DW-NB**  
Ti 243013CC CS 233011CC

### WHITE OUT KIT OPTION

Available for all F7 helmets. Includes:  
White Front Bumper White Rear Bumper  
White Stabilizer White Chincup & Strap

- All faceguards shown will accommodate eye shields / visors.
- **Custom Paint** See pages 32-39 available options
- **Ti** Titanium **CS** Carbon Steel | Titanium guards are up to 60% lighter than traditional carbon steel guards.

### HELMET SIZE CHART

F7 VTD PRO	F7 VTD COLLEGIATE	HELMET SIZE	HEAD SIZE	HEAD CIRCUMFERENCE	HSS PADS INCLUDED
2088003CCC	2088003CCC99	Small	6 - 6½	19 - 20½"	¾" - 1"
2088004CCC	2088004CCC99	Medium	6½ - 7	20½ - 22"	¾" - 1"
2088005CCC	2088005CCC99	Large	7 - 7½	22 - 23½"	½" - ¾"
2088009CCC	2088009CCC99	Large+	7½ - 7¾	23½ - 23¾"	½" - ¾"
2088006CCC	2088006CCC99	X-Large	7½ - 8	23½ - 25"	½" - ¾"
2088007CCC	2088007CCC99	X-Large+	7¾ - 8½	25"+	½" - ¾"

### PRICING

PRO MSRP: \$699<sup>99</sup>  
COLLEGIATE MSRP: \$499<sup>99</sup>

**HELMET UPGRADES & ACCESSORIES**  
See pages 81-84 for upgrades & accessories

**ONLINE**  
Visit [schuttsports.com](http://schuttsports.com) for additional information

ALSO SUITABLE FOR YOUTH

# VENGEANCE PRO LTD II



UPGRADE TO TITANIUM FACEGUARDS



UPGRADE TO WHITE PARTS



UPGRADE TO QUARTER TURN



\* Helmet ships with a black loop strap front bumper.



# VENGEANCE PRO LTD II



**V-ROPO-TRAD-NB**  
Ti 764017CC CS 753017CC



**V-EGOP-TRAD-NB**  
Ti 764012CC CS 753012CC



**V-EGOP-II-TRAD-NB**  
Ti 764014CC CS 753014CC



**V-ROPO-DW-TRAD-NB**  
Ti 764015CC CS 753015CC



**V-RJOP-DW-TRAD-NB**  
Ti 764016CC CS 753016CC



**V-EGOP-II**  
Ti 764003CC CS 753002CC



**V-ROPO-TRAD**  
Ti 764009CC CS 753009CC



**V-ROPO-DW-TRAD**  
Ti 764018CC CS 753102CC



**V-ROPO-SW-TRAD-NB**  
Ti 764013CC CS 753013CC

**WHITE OUT KIT** OPTION

Available for all Vengeance helmets.  
Includes: White Front Bumper White Rear Bumper White Chincup & Strap

- All faceguards shown will accommodate eye shields / visors.
- Custom Paint** See pages 32-39 available options
- Ti** Titanium **CS** Carbon Steel | Titanium guards are up to 60% lighter than traditional carbon steel guards.

HELMET SIZE CHART

PRICING

VENGEANCE PRO LTD II	HELMET SIZE	HEAD SIZE	HEAD CIRCUMFERENCE	JAW PADS INCLUDED
2044013CCC	Small	6 - 6½"	19 - 20½"	½"
2044014CCC	Medium	6½ - 7"	20½ - 22"	½"
2044015CCC	Large	7 - 7½"	22 - 23½"	½"
2044016CCC	X-Large	7½ - 8"	23½ - 25"	½"
2044017CCC	2X-Large	7½ - 8½"	25"+	½"

MSRP: \$319<sup>99</sup>

- 1 TPU CUSHIONING
- 2 SUREFIT LATERAL AIR LINER
- 3 HELMET STABILIZATION SYSTEM (HSS)
- 4 FLEXURAL RESISTANCE ENGINEERING

**ADDITIONAL FEATURES**

- Molded EVA Front Pad
- Mechanically Attached TPU
- Hard-Mount Nose Bumper
- Fusion Chincup (Black)
- Multiple Size Jaw Pads Available

**HELMET UPGRADES & ACCESSORIES**  
See pages 81-84 for upgrades & accessories

**ONLINE**  
Visit [schuttsports.com](http://schuttsports.com) for additional information

# VARSITY HELMET FEATURES & TECH



FEATURE	F7 UR1 2.0	F7 2.0	F7 VTD SERIES	VENGEANCE PRO LTD II
MSRP (\$)	1299	799/599	699/499	319
Catalog Pages	51	47	53	55
VA Tech 5 Star Rating		✓	✓	
Custom Fit	✓			
Tektonic Plate Technology	✓	✓	✓	
Internal Tektonic Plates	✓	✓		
RFLX-S Impact Layer	✓	✓		
Flexural Resistance Engineering	✓	✓	✓	✓
Temporal Wing Design	✓	✓	✓	
Helmet Stabilization System (HSS)	✓	✓	✓	✓
D30 Infused Adaptive Fit System		✓		
Air Liner	✓	✓	✓	✓
TPU Cushioning			✓	✓
Radian Diffusion Liner System			✓	
Mechanically Attached TPU			✓	✓
Loop Strap Nose Bumper	✓	✓	✓	✓
Quarter Turn Release / Hardware	✓	PRO	PRO	UPGRADE
Titanium Faceguard	✓	PRO	PRO	UPGRADE
Molded Front EVA Pad				✓
Interchangeable Crown Liner				✓
Fusion Chincup		✓	✓	✓
Fusion Elite Chincup	✓	PRO	PRO	UPGRADE

## VARSITY HELMET FEATURES & FITTING GUIDE

INFLATABLE



STEP 1

Measure the player's head as shown, 1" above the eyebrows around the widest part of the head, using the chart on helmet pages for size guideline.



STEP 2

Lubricate the pump needle generously and insert needle as shown. **Do not force the needle into the port;** doing so may puncture the liner's opposite wall.



STEP 3

Begin with bottom inflation port on back of helmet. Perform 1-3 pumps. Helmet should be snug against player's head but not overly tight. Excess air is released with valve.



STEP 4

When finished, repeat for top inflation port. Proper inflation will usually require 0-2 pumps, but that may vary.



STEP 5

Helmet's front edge and nose bumper should be approximately 1" above the player's eyebrows.



STEP 6

Attach chin strap to the helmet underneath the faceguard, never above it. Tighten chin strap to be snug and centered on the chin.



STEP 7

Jaw pads should be snug against the player's face, flush with his jaw, without pushing too forcefully into his cheeks.



STEP 8

The helmet should fit snugly, without being too tight. There should be no independent movement of the helmet.

NON-INFLATABLE



STEP 1

Measure the player's head as shown, 1" above the eyebrows around the widest part of the head, using the chart on helmet pages for size guideline.



STEP 2

Attach chin strap to the helmet underneath the faceguard, never above it. Tighten chin strap to be snug and centered on the chin.



STEP 3

Jaw pads should be snug against the player's face, flush with his jaw, without pushing too forcefully into his cheeks.



STEP 4

The helmet should fit snugly, without being too tight. There should be no independent movement of the helmet.

 **HELMET UPGRADES & ACCESSORIES**  
See pages 81-84 for upgrades & accessories

 **ONLINE**  
Visit [schuttsports.com](http://schuttsports.com) for additional information



// SCHUTT YOUTH F7 LX1 [Optional Visor]

VIRGINIA TECH.  
HELMET RATING

5 ★★★★★

## SCHUTT YOUTH HELMETS



### F7 LX1

Earning a **5-Star safety rating** in the **Virginia Tech Youth Helmet Ratings**, the Schutt Youth F7 LX1 helmet replicates the same iconic styling and top-level protection of the original F7 at the youth level.



### VENGEANCE A11

The Schutt Youth Vengeance A11 earned a **5-Star safety rating** in the **Virginia Tech Helmet Ratings** and is equipped with TPU cushioning – football's most advanced impact absorption system.



# F7 LX1

YOUTH



UPGRADE TO ELITE VISOR



UPGRADE TO WHITE PARTS



UPGRADE TO FUSION ELITE CHINCUP



# F7 LX1

YOUTH



**F7-EGOP-II-DW-NB-VC**  
Ti 243026CC CS 233025CC



**F7-EGOP-II-NB-VC**  
Ti 243022CC CS 233021CC



**F7-EGOP-NB-VC**  
Ti 243021CC CS 233020CC



**F7-ROPO-NB-VC**  
Ti 243019CC CS 233018CC



**F7-ROPO-SW-NB-VC**  
Ti 243020CC CS 233019CC



**F7-RKOP-NB-VC**  
Ti 243031CC CS 233031CC



**F7-ROPO-DW-PRO-NB-VC**  
Ti 243029CC CS 233029CC



**F7-ROPO-DW-NB-VC**  
Ti 243023CC CS 233022CC



**F7-ROPO-DW-NB-O-VC**  
Ti 243024CC CS 233023CC



**F7-RJOP-DW-NB**  
Ti 243013CC CS 233011CC

**WHITE OUT KIT** OPTION

Available for all F7 helmets. Includes:  
White Front Bumper White Rear Bumper  
White Stabilizer White Chincup & Strap

- All faceguards shown will accommodate eye shields / visors.
- **Custom Paint** See pages 32-39 available options
- **Ti** Titanium **CS** Carbon Steel | Titanium guards are up to 60% lighter than traditional carbon steel guards.

HELMET SIZE CHART

PRICING

F7 LX1 YOUTH	HELMET SIZE	HEAD SIZE	HEAD CIRCUMFERENCE	JAW PADS INCLUDED
2087003CCC	Small	6 - 6½"	19 - 20½"	1½"
2087004CCC	Medium	6½ - 7"	20½ - 22"	1½"
2087005CCC	Large	7 - 7½"	22 - 23½"	1½"
2087006CCC	X-Large	7½ - 8"	23½ - 25"	1½"

MSRP: \$349<sup>99</sup>

VIRGINIA TECH.  
HELMET RATING



**ADDITIONAL FEATURES**

- 1 TEKTONIC PLATE TECHNOLOGY
- 2 TPU CUSHIONING
- 3 HELMET STABILIZATION SYSTEM (HSS)
- 4 FLEXURAL RESISTANCE ENGINEERING

- Traditional Side Loop Straps
- Loop Strap Nose Bumper
- SUREFIT Inflatable Lateral and Crown Liners
- Carbon Steel Faceguards
- Flexural Resistance Engineering
- Soft Cup Chincup (Black)
- Multiple Size Jaw Pads Available
- Titanium Faceguards Available



# VENGEANCE A11

YOUTH



UPGRADE TO ELITE VISOR



UPGRADE TO WHITE PARTS



UPGRADE TO FUSION ELITE CHINCUP



# VENGEANCE A11

YOUTH



V-ROPO-TRAD-YF  
743009CC



V-EGOP-II-YF  
743002CC



V-ROPO-DW-TRAD-YF  
743102CC

**WHITE OUT KIT** OPTION

Available for all Vengeance helmets.  
Includes: White Front Bumper White Rear Bumper White Chincup & Strap

■ All faceguards shown will accommodate eye shields / visors.

■ **Custom Paint** See pages 32-39 available options

VIRGINIA TECH.  
**HELMET RATING**

5 ★★★★★

- 1 TPU FRONT LINER / CUSHION
- 2 NEW COLOR / DESIGN TPU CUSHIONING
- 3 HELMET STABILIZATION SYSTEM (HSS)
- 4 FLEXURAL RESISTANCE ENGINEERING

**ADDITIONAL FEATURES**

- Youth Vengeance Faceguards
- SUREFIT TPU Front Pad
- Mechanically Attached TPU
- Loop Strap Nose Bumper
- Soft Cup Chincup (Black)
- Multiple Size Jaw Pads Available



HELMET SIZE CHART

PRICING

VENGEANCE A11	HELMET SIZE	HEAD SIZE	HEAD CIRCUMFERENCE	JAW PADS INCLUDED
2058001CCC	2X-Small	6 - 6 1/4"	19 - 19 1/4"	1"
2058002CCC	X-Small	6 1/4 - 6 1/2"	19 1/4 - 20 1/2"	1"
2058003CCC	Small	6 1/2 - 6 3/4"	20 1/4 - 21 1/4"	1"
2058004CCC	Medium	6 3/4 - 7"	21 1/4 - 22"	1"
2058005CCC	Large	7 - 7 1/4"	22 - 22 3/4"	1"
2058006CCC	X-Large	7 1/4 - 7 1/2"	22 3/4 - 23 1/2"	1"

MSRP: \$219<sup>99</sup>

**HELMET UPGRADES & ACCESSORIES**  
See pages 81-84 for upgrades & accessories

**ONLINE**  
Visit [schuttsports.com](http://schuttsports.com) for additional information

# YOUTH HELMET FEATURES & TECH



FEATURE	F7 LX1	VENGEANCE A11
MSRP (\$)	349	219
Catalog Pages	61	63
VA Tech 5 Star Rating	✓	✓
Tektonic Plate Technology	✓	
Flexural Resistance Engineering	✓	✓
Temporal Wing Design	✓	
SUREFIT Air Liner	✓	
Loop Strap Nose Bumper	✓	✓
Mechanically Attached TPU	✓	✓
Titanium Faceguard	UPGRADE	UPGRADE
Helmet Stabilization System (HSS)	✓	✓
Non-Inflatable Liner		✓
Fusion Elite Chincups	UPGRADE	UPGRADE
Soft Cup Chin Strap	✓	✓

## YOUTH HELMET FEATURES & FITTING GUIDE

INFLATABLE

**STEP 1**

Measure the player's head as shown, 1" above the eyebrows around the widest part of the head, using the chart on helmet pages for size guideline.

**STEP 2**

Lubricate the pump needle generously and insert needle as shown. Do not force the needle into the port; doing so may puncture the liner's opposite wall.

**STEP 3**

Begin with bottom inflation port on back of helmet. Perform 1-3 pumps. Helmet should be snug against player's head but not overly tight. Excess air is released with valve.

**STEP 4**

When finished, repeat for top inflation port. Proper inflation will usually require 0-2 pumps, but that may vary.

**STEP 5**

Helmet's front edge and nose bumper should be approximately 1" above the player's eyebrows.

**STEP 6**

Attach chin strap to the helmet underneath the faceguard, never above it. Tighten chin strap to be snug and centered on the chin.

**STEP 7**

Jaw pads should be snug against the player's face, flush with his jaw, without pushing too forcefully into his cheeks.

**STEP 8**

The helmet should fit snugly, without being too tight. There should be no independent movement of the helmet.

NON-INFLATABLE

**STEP 1**

Measure the player's head as shown, 1" above the eyebrows around the widest part of the head, using the chart on helmet pages for size guideline.

**STEP 2**

Attach chin strap to the helmet underneath the faceguard, never above it. Tighten chin strap to be snug and centered on the chin.

**STEP 3**

Jaw pads should be snug against the player's face, flush with his jaw, without pushing too forcefully into his cheeks.

**STEP 4**

The helmet should fit snugly, without being too tight. There should be no independent movement of the helmet.

**HELMET UPGRADES & ACCESSORIES**  
See pages 81-84 for upgrades & accessories

**ONLINE**  
Visit [schuttsports.com](http://schuttsports.com) for additional information

# STANDARD COLORS

# CUSTOM COLORS


MOLDED COLORS



All flat colors must be applied to painted helmets. Flat helmets cannot be created from molded helmets.

 **CONTACT YOUR REP** | For more information, contact your Schutt Sales Rep

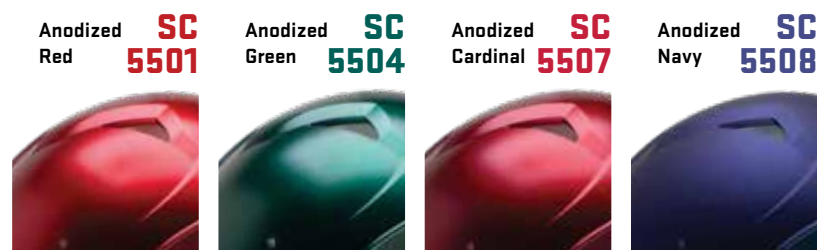
PURE GLOSS COLORS



 **CONTACT YOUR REP** | For more information, contact your Schutt Sales Rep

# CUSTOM COLORS

PRO GLOSS COLORS



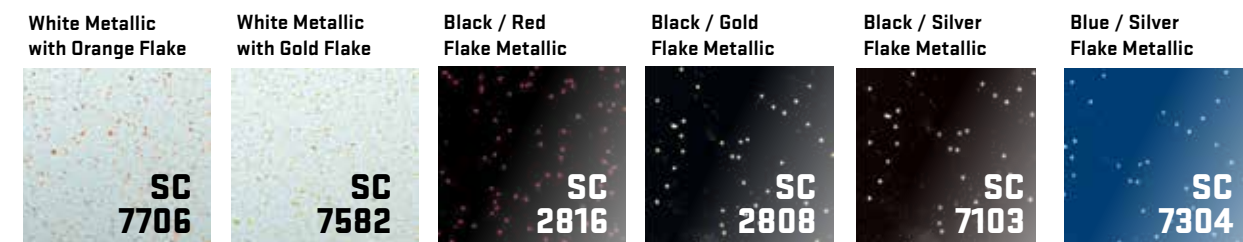
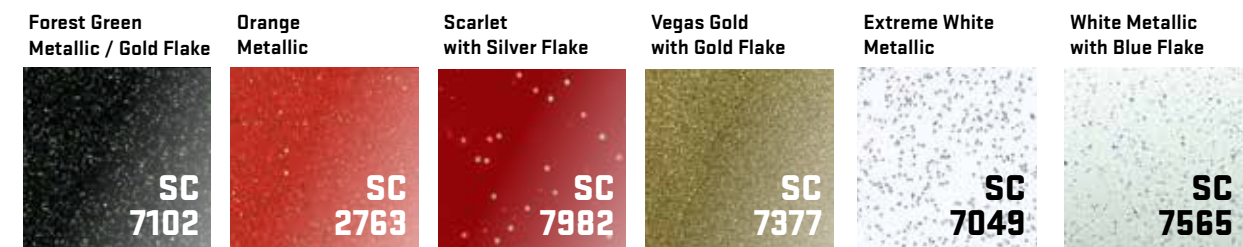
LIGHTNING / ANODIZED

## SCHUTT CUSTOM COLOR LIBRARY

Our paint house features thousands of colors, finishes, styles and special effects to choose from. The Custom Colors you see here are just a few samples of what we can offer you and your team. We can match custom colors as well!

 **CONTACT YOUR REP** | For more information, contact your Schutt Sales Rep


# CUSTOM COLORS



CHROME COLORS


METAL FLAKE ACCENT

# AQUA TECH PATTERNS



 **CONTACT YOUR REP** | For more information, contact your Schutt Sales Rep

# AQUA TECH PATTERNS



## AQUA TECH ORDERING TIPS

All helmets that will receive Aqua Tech finishes must be painted first. Some Aqua Tech patterns work better on lighter paint colors, while others look their best on darker paint colors. Look for these symbols on the above swatches to pick the best pattern for your custom order!



 **CONTACT YOUR REP** | For more information, contact your Schutt Sales Rep

# CUSTOM PAINT STYLES

## HOW TO CREATE YOUR CUSTOM HELMET

- Choose from one of these eight paint styles
- Choose your first color **A**
- Choose your second color **B**
- [Optional] Choose your third color **C**

■ Unless noted, any of the three colors can be a painted color.



### FEATHERED WRAP

**A** and **B** must be painted



### HALF AND HALF

**A** must be a molded color (Not painted)



### WIDE STRIPE



### HORN



### HIGH PROFILE WING



### LOW PROFILE WING



### LOW PROFILE WEDGE



### WEDGE

**C** must be a decal stripe (not molded color or painted)

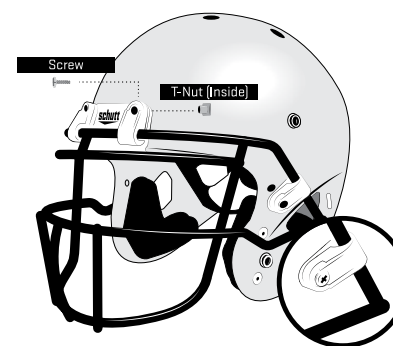




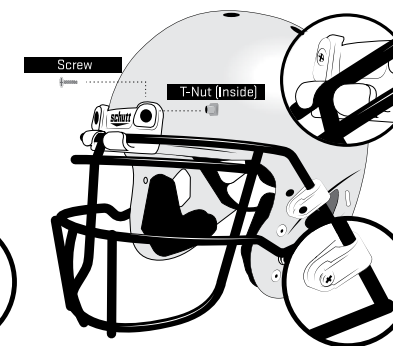




# FACEGUARD GUIDE



STANDARD MOUNTING



TWIST RELEASE MOUNTING



NO BROW



BROW



**ROPO**  
Reinforced Oral  
Protection  
(WR, QB, RB, DB)



**ROPO-SW**  
Reinforced Oral  
Protection Single Wire  
(WR, QB, DB, K, P)



**ROPO-DW**  
Reinforced Oral  
Protection Double Wire  
(LB, DE, OL, DL, TE, RB)



**ROPO-DW-O**  
Reinforced Oral  
Protection Double Wire Open  
(DE, DL, DB, RB, TE)



**RJOP-DW**  
Reinforced Jaw & Oral  
Protection Double Wire  
(OL, DL, DE, LB)



**EGOP**  
Eye Glass Oral  
Protection  
(DB, WR, RB)




**EGOP-II**  
Eye Glass Oral Protection  
(DB, WR, RB, LB, DE, TE)



**EGOP-II-DW**  
Eye Glass Oral Protection  
Double Wire  
(DB, WR, RB, LB, DE, TE)

# FACEGUARD COLORS

STANDARD COLORS



Matte finish can be applied to any color faceguard. 1000+ available colors.

**CONTACT YOUR REP** | For more information, contact your Schutt Sales Rep

# FACEGUARD COLORS

SPECIAL COLORS



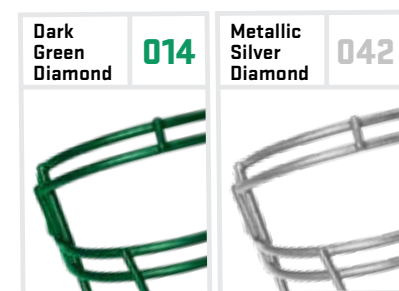
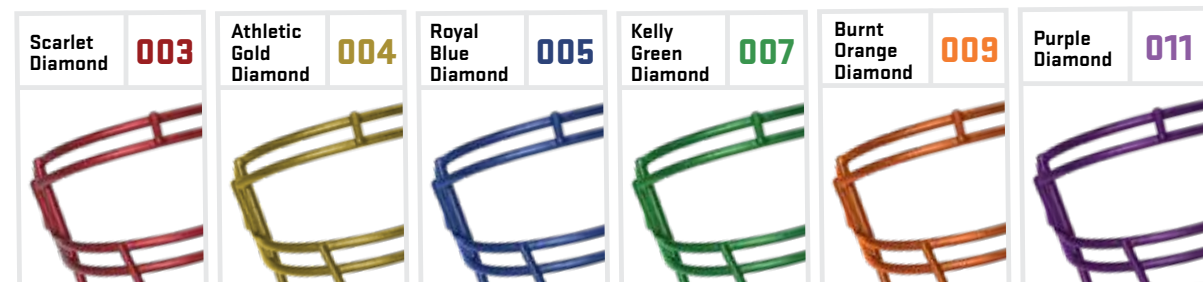
Custom paint colors can be applied to any color faceguard. 1000+ available colors.

**CONTACT YOUR REP** | For more information, contact your Schutt Sales Rep


CUSTOM PAINT COLORS  
GAME DAY USE ONLY

# FACEGUARD COLORS

DIAMOND COAT



AQUA TECH  
GAME DAY USE ONLY


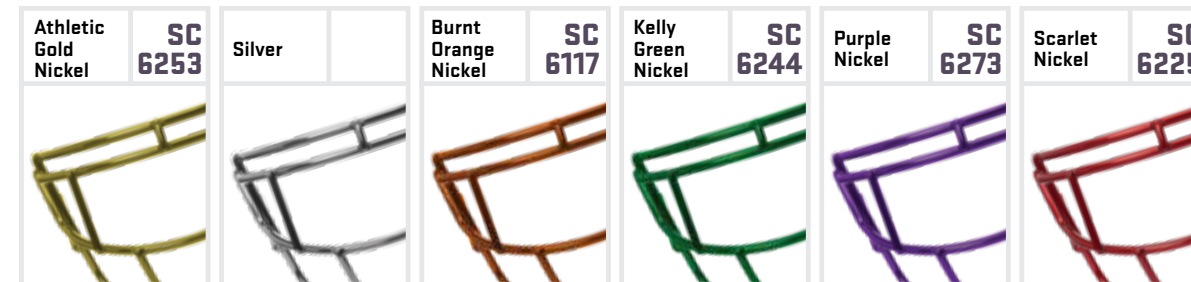


Our custom color finishes add a sleek and dramatic touch of color to your customized helmet. Extended use, however, will quickly diminish the appearance of this paint style. We recommend Game Day Use Only faceguards paint style be reserved for game day use only and not be used for day-to-day practice.

Aqua Tech patterns can be applied to any of our faceguards. The patterns shown are just samples of what you can choose from. For the full Aqua Tech library, please see page 69-70

 **CONTACT YOUR REP** | For more information, contact your Schutt Sales Rep

# FACEGUARD COLORS



NICKEL PLATED  
GAME DAY USE ONLY

 **CONTACT YOUR REP** | For more information, contact your Schutt Sales Rep



## VICIS | *schutt* RECONDITIONING

### GET STARTED WITH SCHUTT RECONDITIONING & RECERTIFICATION

As a NAERA member licensed by NOCSAE we meet and exceed industry standards. All helmets are tagged with RFID tracking labels to record important information and allow easy identification throughout the process. All interior parts and faceguards are removed allowing better inspection, cleaning and sanitizing. Internal parts are reinstalled in the same helmet and rejected parts are replaced with new OEM parts. Shells are inspected, cleaned, sanitized and prepped for finish. Paint or polish. New recertification, NOCSAE, warning, size and initial season labels installed.

- Simple and Transparent
- Credit for rejected helmets towards new purchases
- New vapor blasting process
- Faceguard recoating and certification
- Online Order Management
- Online Tracking
- All work performed 100% domestically in Salem, IL Online Reporting
- Simple Order Entry for Recon and New Equipment
- Automated Order Acknowledgements
- Access to Order History
- Inbound Tracking
- Outbound Tracking
- Real Time Status Updates throughout Process
- Inventory Reports
- Recertification History
- Parts Replacement Reports



# HELMET ACCESSORIES



## HSS JAW PADS

\$18<sup>00</sup> - \$25<sup>00</sup>

- For use exclusively with the Schutt Helmet Stabilization System | HSS

SIZE	FT 2.0 TPU	POLYESTER MESH	FIREMAN'S LEATHER
3/8"	14-20434	144006190	144010890
1/2"	14-20435	144006290	144010990
3/4"	14-20436	144006390	144011090
1"	14-20437	144006490	144011190
1 1/4"	14-20438	N/A	144011290

## INTER-LINK JAW PADS

\$19<sup>00</sup>



### BASES AND COVER (PAIRS)

SIZE	SILVER	BLACK	WHITE
3/8"	144002990	144003890	144003390
1/2"	144002790	144003990	144003490
1"	144003090	144004090	144003590
1 1/8"	144003190	144004190	144003690
1 3/8"	144003290	144004290	144003790

### COVERS ONLY (PAIRS)

SIZE	SILVER	BLACK	WHITE
3/8"	144004490	144005490	144004990
1/2"	144004590	144005590	144005090
1"	144004690	144005690	144005190
1 1/8"	144004790	144005790	144005290
1 3/8"	144004890	144005890	144005390

## HELMET FIT KITS

- Includes six pairs of jaw pad cushions / covers
- Sizes vary by model / kit
- Hardware not included

### HSS STABILIZER PAD KITS

Model	SKU	Color	JAW PADS INCLUDED
Vengeance PRO LTD II	12850005	Black	3/8" (1) 1/2" (3) 1" (2)
Vengeance Z10 LTD			

### INTER-LINK JAW PAD COVER KITS

Model	SKU	Color	JAW PADS INCLUDED
Vengeance Pro	12850007	Black	3/8" (2) 1" (2) 1 1/8" (2)
Youth Inter-Link 1	12850009	Black	1" (1) 1 3/8" (5)
Youth Inter-Link 2	12850010	Black	3/8" (1) 1 1/8" (2) 1 3/8" (3)



## SCHUTT OPTICS ELITE VISOR

\$53<sup>00</sup>

15009909 OSFM

- Zero distortion with optimal clarity
- Injection molded with high-impact polycarbonate and structurally reinforced edge
- Withstands impacts without cracking or chipping
- Fits all Schutt and most brand name football helmets
- Includes decal accents for the tabs in eight team colors:



Black	Gold	Green	Navy Blue
Scarlet	Orange	Royal Blue	Maroon

## VARSITY STRAPPED MOUTHGUARD

Varsity 140250CC

- Strapped
- Premium dental grade material
- Trim for exact fit
- 30 second contoured fit
- Individually polybagged
- Up to \$1000 dental warranty
- Minimum order quantity: 100 per color



Black



Navy Blue



Scarlet

## YOUTH STRAPPED MOUTHGUARD

Youth 140350CC

- Strapped
- Premium dental grade material
- Trim for exact fit
- 30 second contoured fit
- Individually polybagged
- Up to \$1000 dental warranty
- Minimum order quantity: 100 per color



Black



Navy Blue



Scarlet



**YOUTH TWIST RELEASE**



TWIST RELEASE RETAINER  
15001192 White  
15001196 Black

**QUARTER TURN HARDWARE**



15009607 | 2 sets of QT, 2 Loop Straps  
15009605 | 4 sets of QT, 4 Loop Straps, 1 QT Nose Bumper  
15009405 | 24 sets of Loop Straps, 6 white QT Nose Bumpers  
15009400091 | Set of 12 Hardware Pack QT with washers



**FACEGUARD REMOVAL TOOL**

19960200 | For All Levels of Play

- Easily cuts loop straps and faceguard retainers



**T-NUT WRENCH**

19960100

- Prevents T-Nut from moving during helmet maintenance
- One side is flat, other side is rounded

**SIDELINE KIT**  
for VARSITY & YOUTH

8550



24   ARMORGUARD® ELITE Loop Straps	1   T-Nut Wrench
12   Plastic Chin Strap Buckles	1   Pair Pliers
1   Helmet Inflator Pump w/ Needle	1   Standard Head Screwdriver
100   Stainless Steel Snap Screws	1   Phillips Head Screwdriver
100   SS Medium T-Nuts (3/8")	1   Cloth Helmet Measuring Tape
100   SS Short T-Nuts (1/2")	1   Bottle of Glycerin
100   SS Faceguard Screws	12   Shoulder Pad Laces
100   Shoulder Pad Screws	12   Barrel Lace Locks
1   Yard of 1" Female Loop Tape	12   1 1/2" + 1" Key Hole Slides
12   1 1/2" + 1" T-Hooks	1   Faceguard Removal Tool
4   1 1/2" + 1" SP Straps (20" long)	



**HELMET PUMP**

- Hand operated pump with air release valve
- Includes one needle

7799000090 Pump  
7799000088 Pump | Retail packaged  
7790000091 Needles Only | 12 pack



**GLYCERIN**

7791000190

- Recommended sanitary lubricant for inflator needles



# SCHUTT SHOULDER PADS

## XV & FLEX SERIES

Redesigned XV Series: All new more tactical arch designs for the XV series, both arches and cushions redesigned to provide a more modern fit and enhanced protection level.



### XV // SKILL

- Split back arch contours to player shape and creates ultimate flexibility
- Tapered V shape to improve fit and function
- Rear neck relief
- Ultra-Move technology for improved range of motion.

### XV // AP

- Tactical Full arch protection for All Purpose impact players
- Tapered V shape to enhance the fit, create the look and integrate well with jersey.



### XV // LINE

- Sleeker arch design to enhance range of motion
- Increased chest width for Larger players
- Wider neck opening/relief allowing for better pre snap head positioning and making line calls

### T FLEX YOUTH

- Sleeker arch design to enhance range of motion
- Increased chest width for Larger players
- Wider neck opening/relief allowing for better pre snap head positioning and making line calls



### Y FLEX YOUTH

- Sleeker arch design to enhance range of motion
- Increased chest width for Larger players
- Wider neck opening/relief allowing for better pre snap head positioning and making line calls



// SCHUTT XV SKILL SHOULDER PAD

## XV SERIES


Redesigned XV Series: New and improved tactical arch design for the XV series, both arches and cushions redesigned to provide a more modern fit and enhanced protection level.

### Key Series Features:

- Improved Thicker & Stiffer High Quality Arch Material Helps Distribute Impact Load
- Ultra-Move | Independent Arch System Allows The Left/Right Arches To Move Freely With Player
- Perforated Arches Allow For More Breathability Thru Flux Cushion System
- Revised Arch Shapes Built For The Perfect Blend Of Player Movement And Protection
- New Low-Profile Epaulette/Cap System For More Modern Look And Improved Player Fit
- Rear Neck Relief Allowing Head To Be In Better Pre-Snap Position
- 3 Cushion Options **Flux** | **Hybrid** | **Air**
- Removable Axillary Pads
- Standard With Swivel Belts And Buckles
- Standard With Belt Protector Sleeves
- Standard Black Cushion With Gray Trim



FLUX CUSHIONING



FLUX CUSHIONING





## XV SERIES

### 3 CUSHION OPTIONS



#### FLUX

- New  $\frac{5}{8}$ " Closed Cell Impact Structure That Breathes
- Heat Management Design
- Quick Dry Construction
- Lighter Weight
- Improved Air Flow
- 4 Piece Removable Air Management Channels For Customized Fit



#### HYBRID

- New  $\frac{5}{8}$ " Closed Cell Impact Structure That Breathes Front & Back Panels Only
- $\frac{5}{8}$ " Air Management Rate Sensitive Cushioning System In Critical Shoulder Area
- Tactical Feel
- Quick Dry Construction
- Improved Air Flow
- 4 Piece Removable Air Management Channels For Customized Fit



#### AIR

- $\frac{5}{8}$ " Air Management Traditional Foam Cushioning Throughout
- Rate Sensitive Impact System
- Quick Dry Construction
- 4 Piece Removable Air Management Channels For Customized Fit
- Replaces The Airmaxx

# XV // SKILL

Ideal for WR/QB/DB



XV SKILL FRONT VIEW



XV SKILL BACK VIEW

CUSHION OPTIONS



FLUX  
\$249<sup>00</sup>



HYBRID  
\$299<sup>00</sup>



AIR  
\$349<sup>00</sup>

## SHOULDER PAD SCIENCE THAT DOMINATES


- Split Back Arch Contours to player shape and creates ultimate flexibility
- Tapered V Shape to improve fit and function
- Ultra-Move Arch Technology for improved range of motion.
- 1" Swivel Belts for increased comfort and range of motion
- Rear neck relief for better pre snap head positioning.

## SIZING

- S 16"-17"
- M 17"-18"
- L 18"-19"
- XL 19"-20"

**SHOULDER PAD ACCESSORIES**  
See pages 102 for upgrades & accessories

**ONLINE**  
Visit [schuttsports.com](http://schuttsports.com) for additional information



# XV // AP ALL PURPOSE

Ideal for TE/RB/DE/LB/S

# XV // LINE OL/DL

Ideal for OL/DL



XV AP FRONT VIEW



XV AP BACK VIEW

CUSHION OPTIONS



FLUX  
\$249<sup>00</sup>



HYBRID  
\$299<sup>00</sup>



AIR  
\$349<sup>00</sup>

## MULTI-LAYER PROTECTION, SLEEK FIT

- Tactical Full Arch Protection for All Purpose impact players
- Tapered V Shape to enhance the fit, create the look and integrate well with jersey.
- Ultra-Move Arch Technology for improved range of motion.
- 1" Swivel Belts for improved comfort and range of motion.
- Rear neck relief for better pre snap head positioning.

## SIZING

- S 16"-17"
- M 17"-18"
- L 18"-19"
- XL 19"-20"
- XXL 20"-21"



XV LINE FRONT VIEW



XV LINE BACK VIEW

CUSHION OPTIONS



FLUX  
\$249<sup>00</sup>



HYBRID  
\$299<sup>00</sup>



AIR  
\$349<sup>00</sup>

## SUPERIOR IMPACT ABSORPTION & DURABILITY

- Sleeker Arch design to enhance range of motion
- Increased Chest Width for larger players
- Wider Neck Opening/relief allowing for better pre snap head positioning and making line calls
- Ultra-Move Arch Technology for improved range of motion.
- 1.5" Swivel Belts for increased comfort and fit.
- Rear neck relief for better pre snap head positioning.

## SIZING

- L 18"-19"
- XL 19"-20"
- XXL 20"-21"
- XXXL 21" and Up

**SHOULDER PAD ACCESSORIES**  
See pages 102 for upgrades & accessories

**ONLINE**  
Visit [schuttsports.com](http://schuttsports.com) for additional information

**SHOULDER PAD ACCESSORIES**  
See pages 102 for upgrades & accessories

**ONLINE**  
Visit [schuttsports.com](http://schuttsports.com) for additional information



# JR HIGH | YOUTH SHOULDER PADS



Y FLEX FRONT VIEW



Y FLEX BACK VIEW

**SIZING**

<b>XXS</b>	10"-11"	<b>S</b>	12"-13"	<b>L</b>	14"-15"
<b>XS</b>	11"-12"	<b>M</b>	13"-14"	<b>XL</b>	15"-16"



**Y FLEX**

\$89<sup>99</sup> - \$94<sup>99</sup>

- Light weight, extended length cushion
- breathable universal pad for all positions.
- New lower profile epaulette/cap system for better fit and jersey integration
- Elastic straps and lace arch connection allows for quick fit on all player sizes
- Dual density cushion to absorb low and high velocity impacts.

**IDEAL FOR:** All Positions: Youth



T FLEX FRONT VIEW



T FLEX BACK VIEW

**SIZING**

<b>XS</b>	13"-14"	<b>M</b>	15"-16"	<b>XL</b>	17"-18"
<b>S</b>	14"-15"	<b>L</b>	16"-17"		



**T FLEX**

\$129<sup>99</sup>

- Blend of the previous T-Flex and Mid Flex ups the performance while keeping a streamlined look and fit.
- Breathable arch and cushion integration helps with player heat
- New lower profile epaulette/cap system for better fit and jersey integration
- Dual density cushion to absorb low and high velocity impacts.

**IDEAL FOR:** All Positions: Jr. High / Youth

**SHOULDER PAD ACCESSORIES**  
See pages 102 for upgrades & accessories

**ONLINE**  
Visit [schuttsports.com](http://schuttsports.com) for additional information

# SHOULDER PAD ACCESSORIES

## XV VARSITY BACK PLATE

\$38<sup>99</sup> Gray / Black 79960500



Decal Area

Dimensions 10 (in) x 5.5 (in)

- Coated belt connection
- Multi height adjustment
- Breathable cushion system
- Seamless integration
- Flux cushioning
- Raised Corrugation
- Attachment hardware included
- Antimicrobial treatment
- Team / Custom Decal Area

## FLEX YOUTH BACK PLATE

\$29<sup>99</sup> Black 79940000



Decal Area

Dimensions 9 (in) x 4.5 (in)

- Coated belt connection
- Multi height adjustment
- Breathable cushion system
- Seamless integration
- Dual density cushion
- Attachment hardware included
- Antimicrobial treatment
- Team / Custom Decal Area

## XV VARSITY RIB PROTECTOR

\$74<sup>99</sup>

- Coated belt connection
- Multi height adjustment
- Breathable cushion system
- Seamless integration
- Attachment hardware included
- Hybrid cushioning (Flux / Air)
- Raised back plate corrugation
- Antimicrobial treatment
- Team / Custom Decal Area



### GRAY / BLACK RIB PROTECTOR

ITEM #	SIZE	WAIST SIZE	HEIGHT
850803400	Small (S / M)	31.5 (in)	4 (in)
850805600	Large (L / XL)	33.5 (in)	4 (in)

## FLEX YOUTH RIB PROTECTOR

\$59<sup>99</sup>

- Coated belt connection
- Multi height adjustment
- Breathable cushion system
- Seamless integration
- Dual density cushion
- Attachment hardware included
- Antimicrobial treatment
- Team / Custom Decal Area



### BLACK RIB PROTECTOR

ITEM #	SIZE	WAIST SIZE	HEIGHT
810803400	Small (S / M)	24.5 (in)	3.5 (in)
810805600	Large (L / XL)	29.5 (in)	3.5 (in)



## SHOULDER PAD FITTING GUIDE



STEP 1

### IDENTIFY

Identify the player's position and choose the appropriate Schutt shoulder pad model.



STEP 2

### MEASURE SHOULDERS

Measure the width of the shoulder span, from the right to left tips of the humerus, using a cloth measuring tape.



STEP 3

### MEASURE CHEST

Using the cloth measuring tape, wrap around the player's torso to measure the player's chest circumference.



STEP 4

### PUT ON PADS

Determine the proper size of shoulder pad (from the measurements) and place them onto the player's shoulders.



STEP 5

### SECURE STRAPS

Buckle the belts then connect any straps that the shoulder pad uses. Ensure a good, tight fit in the chest and back areas.



STEP 6

### CHECK FIT

Ensure the shoulder pads are providing proper front coverage by confirming the pads cover the sternum, as well as the front upper shoulders.



STEP 7

### ENSURE FIT | FRONT

Check the collar and neck area to ensure there is no pinching and the fit is not too tight.



STEP 8

### ENSURE FIT | BACK

For proper coverage in the back, confirm the pads are covering the scapula and rhomboid areas. The player should have maximum range of arm motion.

## SHOULDER PAD FEATURES & TECH

FEATURES	VARSITY			YOUTH	
	XV FLUX	XV HYBRID	XV AIR	Y FLEX	T FLEX
<b>MSRP (\$)</b>	FLUX 249   HYBRID 299   AIR 349			129	89-94
Catalog Page	92	92	92	98	98
Heat/Moisture Management	✓	✓	✓	✓	✓
Low Profile Flat Pad Design	✓	✓	✓	✓	✓
Improved Arch Rigidity	✓	✓	✓		
Poly Coated Dura Belts	✓	✓	✓		✓
Swivel Belt System	✓	✓	✓		
Ultra Move Arch Design	✓	✓	✓		
Belt Friction Protector	✓	✓	✓		
Adjustable Elastic Belts				✓	
4 Pc. Adjustable Channels	✓	✓	✓		
Dual Density Cushion	✓	✓		✓	✓
Extended Body Cushion				✓	
Riveted Cushion	✓	✓	✓	✓	✓
Removable Axillary Pads	✓	✓	✓		
Tactical Arch Design	✓	✓			
Rear Neck/Stance Relief	✓	✓	✓		
Stainless Steel Hardware	✓	✓	✓		
Flux Cushioning System	✓				
Hybrid Cushioning System		✓			
Air Management Cushion System			✓		
Redundant Shoulder Padding	✓	✓	✓		
Skill Arch Option	✓	✓	✓		
All Purpose Arch Option	✓	✓	✓	✓	✓
Lineman Arch Option	✓	✓	✓		

**SHOULDER PAD ACCESSORIES**  
See pages 100 for upgrades & accessories

**ONLINE**  
Visit [schuttsports.com](http://schuttsports.com) for additional information



# SCHUTT APPAREL

## ADVANCED PROTECTION AND PERFORMANCE

- 80/20 Polyester and Spandex fabric that's moisture wicking to maintain compression and enhance cooling effect
- Breathable mesh fabric panels
- Anti-microbial treatment system which acts to resist the development of bacterial odor
- Advanced cushioning technology and anatomical design

## PROTECH ALL-IN-ONE GIRDLE

\$48<sup>00</sup> - \$53<sup>00</sup>

- Integrated thigh, hip and tailbone pads
- Pocket for athletic cup (cup not included)

### VARSITY SIZING

WHITE	SIZE	WAIST SIZE
8457430201	Small	28 - 30"
8457440201	Medium	32 - 34"
8457450201	Large	36 - 38"
8457460201	X-Large	40 - 42"
8457470201	2X-Large	44 - 46"
8457480201	3X-Large	48 - 50"

### YOUTH SIZING

WHITE	SIZE	WAIST SIZE
8457320201	X-Small	18 - 20"
8457330201	Small	22 - 24"
8457340201	Medium	26 - 28"
8457350201	Large	30 - 32"



## THREE VIEW WRIST COACH WITH TAB

\$18<sup>00</sup>

- Available in varsity and youth sizes
- Holds three plans
- With pull tab for easy use
- Templates available at [adamsusa.com/downloads](http://adamsusa.com/downloads)

### Varsity 146030CC

- 3" x 5" game plan opening
- 6½" long band

### Youth 147030CC

- 2½" x 3½" game plan opening
- 5" long band



Color	Black	White
Varsity	14603006	14603002
Youth	14703006	14703002

# PROTECTIVE PADS

## LIGHTWEIGHT SLOTTED PAD SET

\$20<sup>00</sup> *Latex free*



YOUTH 13621102 (Y7PSL) COLOR White

## VINYL-DIPPED THIGH PADS (CONTAINS LATEX)



### REINFORCED UNIVERSAL

MSRP \$17.00 COLOR White  
Sold in pairs

YOUTH 13230102 (DTP-Y)



### ULTRA THIN

MSRP \$18.00 COLOR White  
Sold in pairs

VARSHIP 13203302

## LIGHTWEIGHT HIP PADS

### PREMIUM SLOTTED 3-PC SET



\$15.00  
Sold in sets

YOUTH / VARSITY COLOR  
13061202 (Y3PP) White  
13061102 (V3PP) White

## VINYL-DIPPED KNEE PADS (CONTAINS LATEX)

### SKILL POSITION



\$9.00  
Sold in pairs

VARSHIP 13440402 (DKP-SK) COLOR White

## LIGHTWEIGHT KNEE PADS



LIGHTWEIGHT (YOUTH)  
\$7.00 COLOR White  
Sold in pairs

YOUTH 13401402 (YKP)



VENTILATED SKILL POSITION  
\$10.00 COLOR White  
Sold in pairs

VARSHIP 13402302 (VKP-SK)



SKILL POSITION  
\$10.00 COLOR White  
Sold in pairs

VARSHIP 13402402

# FOOTBALL ACCESSORIES

## LARGE TEAM EQUIPMENT BAG

\$48<sup>00</sup>

- New handles make it easier to carry and use
- Oversized, single compartment holds a ton of gear
- Heavy-duty polyester body and straps
- 35" x 16" x 16"

12847506CC



## HELMET & SHOE BAG

\$14<sup>00</sup>

- Drawstring closure
- Vented mesh panels promote air circulation and drying capabilities

12845106

SEB-HB



## STANDING ROLLER EQUIPMENT BAG

\$120<sup>00</sup>

- Monster wheel package provides maximum stability
- Reinforced body with standing kit built-in
- Fully reinforced bottom with rails and scuff plate
- Extendable handle for easy rolling
- 34" x 16 1/2" x 16"

12843606

SEB-WEB





