

SHARGEEEK S140 User Manual

SHARGEEEK

01 Description

S140U is a 140W travel charger adopting industry leading GaN (Gallium Nitride) technology. Though S140U is designed to be ultra-compact and travel-friendly, it is able to provide 140W Power Delivery output. S140U equips with 2 USB-C ports and a USB-A port, supports a wide range of fast-charging protocols such as PD3.1, PPS(5A), QC5.0, QC3.0, SCP, FCP, AFC, APLLE2.4 and PE+. S140U can provide 140W (28V \approx 5A) power from USB-C1 port, enabling PD charging the latest MacBook Pro and for most laptops. Moreover S140U provides independent charging functionality even if multiple devices are plugged in. A combination of multiple built-in safety circuits work together to provide ultimate protection on charging.

02 Specifications

NAME: SHARGEER S140

MATERIAL : PC

DIMENSIONS: 73x 73 x28 mm

MODEL : S140U

COLOR: ORANGE

WEIGHT: 255g

Output Interface: USB-A x 1, USB-C x 2

Input: 100-240V~ 50/60Hz 2 A Max

USB-C1 Output: 5V/9V/12V/15V==3A,20V/28V==5A (140W Max)

USB-C2 Output: 5V/9V/12V/15V==3A,20V==5A (100W Max)

USB-A Output: 5V/9V==3A, 12V==2.5A, 20V==1.5A (30W Max)

USB-C1+USB-C2 Output: 100W+20W

USB-C1+USB-A Output: 100W+18W

USB-C2+USB-A Output: 5V==4A




USB-C1+USB-C2+USB-A Output: 100W+20W(5V==4A)

Total Output: 140W Max

03 Operational Information

When using your charger:

01. Ambient Temperature during use of the appliance: 0°C~35°C
02. Storage temperature range:-20°C~40° .

03.  DO NOT use in tropical areas.
04.  DO NOT use at altitudes more than 2000m above sea level.
05.  DO NOT use outdoors.
06. DO NOT use power cables with poor quality for charging.



According to USB Power Delivery Specification, if the charging current is larger than 3A, you must use USB-C E-Marker cables to guarantee the charging safety.

If a new device is plugged into the charger during the charging process, the charger will turn off and turn on the power output in order to redistribute the power among different ports. During this process, you may hear a tone from your connected device(s), and the charger itself may also make a sound which is normal.

04 Attention

If there is a product defect, you can return the product for either a refund, replacement or repair as per the terms below. You will need to provide proof of purchase to initiate a warranty request.

Definition of Product Defect

Product Name	Defects covered under warranty
SHAEGEEK S140	<ul style="list-style-type: none">• Flaws in product structure or material resulting in cracks• Plug is loose and cannot be inserted into the socket• Unable to charge

Warranty Terms

Warranty Items	Customer Services
Refund	You can return your charger for a full refund within 7 days of receipt of delivery
Replacement	You can return your charger for a replacement within 15 days of receipt of delivery
Repair	You can return your charger for repair service within 1 year of receipt of delivery

The warranty does NOT apply to:

01. Defects or damages caused by intentional acts, unauthorized repair, misuse, negligence, liquid, or improper use of accessories.
02. Product defect or failure that occurs outside of the timing in the Warranty Terms Section.
03. Damages caused by force majeure.
Any defect or problem not included in the Definition of Product Defect
04. Section.

05 Important Safety Information

Please read following safety instructions before using your charger:

01. Do NOT put your charger in heat, direct sunlight or next to strong electromagnetic fields.
02. Do NOT put your charger near open flames or in other harsh conditions.
03. Do NOT open the charger's housing unless you're a qualified professional.
04. Do NOT touch the charger during charging process - it may get hot. Though the product itself complies with safety regulations, the surface temperature can rise up to 70°C due to compact, high power-density design.
05. Do NOT throw, hit, drop or allow any substantial impact to your charger.
06. If any kinds of liquid gets into your charger, allow it to dry naturally before using it.



Improper use may cause injury, property damage, and may ham yourself. Shargeek is not responsible or liable for any damage or harm incurred because of user's failure to follow the instructions list in this manual.

06 Support

Visit our website at <https://www.shargeek.com>

Please read this manual carefully and keep it for future reference.

07 Declaration of Hazardous Substances

This table is compiled according to Standard SJ/T 11364 and uses the limits implied in GB/T 26572. The information contained in the table below is based on testing data provided by the supplier, and is in compliance with RoHS.

PART NAME	TOXIC AND HAZARDEOUS SUBSTANCE AND ELEMENTS					
	Pb	Hg	Cd	Cr6+	PBB	PBDE
PCB	X	0	0	0	0	0
Plastics	0	0	0	0	0	0
Metals	X	0	0	0	0	0
Components	0	0	0	0	0	0

O: The amount of this hazardous substance in all the homogenous materials used for this part is below the limit.

X: The amount of this hazardous substance in at least one of the homogeneous materials used for this part is above the limit.



Warning: Failure to follow the instructions in this manual could result in fire, electric shock, injury, or property damage.



POWER SUPPLY
E479246

