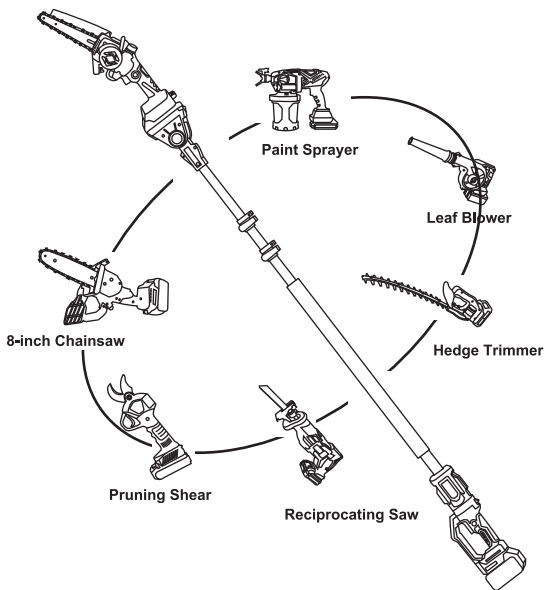


QUICK START GUIDE

Extension Pole



IMDUM
LIVE

Contact Us: support@imoum.com

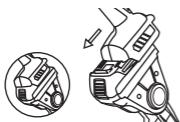


Technical Specifications

Shortest length	4.6FT (140cm)
Longest length	9FT (280cm)
Pole weight	4.2LB (1.9KG)
Pole Type	Snap-on telescopic pole

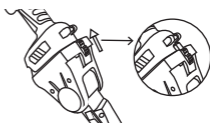
Installation Steps

Step 1: Access the device



Insert the device into the pole connection module and ensure that the switch locks the device.

Step 2: Fix the device



Toggle up the safety catch of the connection module to prevent the device from falling off.

Step 3: Insert the battery



Insert the battery pack into the control area at the bottom of the pole to ensure that the battery does not accidentally fall out.

Step 4: Start the device



Hold the sponge pad of the pole firmly while ensuring that the working area is safe before starting the pole bottom controller to work.

!NOTE

The pole can only be combined with IMOULIVE designated products, other brands of products can not be combined.

Brand: IMOURLIVE

Product name: EXTENSION POLE

Model number: GZGMT

WEEE-Reg.-Nr. DE 45049658

Manufacture: Chongqing Mouma Keji You Xian GongSi

Address: 4-1, 131Hao, Tian Chi Da Dao, Ba Nan Qu,
401320, Chongqing, China

EC REP

EU Responsible Person: C&E Connection E-Commerce (DE) GmbH
Address: Zum Linnegraben 20, 65933, Frankfurt am Main, Germany
E-mail: info@ce-connection.de