

Products, Projects & Concepts

Customize to Win!



fluid
concepts
Really cool workspaces



*We are Creative people
who talk to
Creative people.*

fluidconcepts is an innovative designer, marketer and manufacturer of contemporary and alternative office furnishings. fluidconcepts' headquarters and manufacturing is located in Oakville, Ontario, Canada.

The essence of fluidconcepts™ is providing unique, design-driven, contemporary furnishings for the workplace. Thoughtful experience and leading edge manufacturing techniques combine to form the springboard for our innovative product designs and comprehensive service. Integral to fluidconcepts' vision of providing world class service and support to end users, dealers and designers; fluidconcepts offers a uniquely high level of customization and design tailored to their customer's specific needs. We continuously strive to surpass client expectations from design, to installation, to post-occupancy evaluation.

fluidconcepts' products offer creative solutions while still addressing today's real workplace issues, such as technology accommodation and integration, installation simplicity, modular expansion and reconfiguration, and inventory management. Meeting and exceeding environmental standards is also core to our vision as exhibited in our material use, manufacturing processes, design and engineering practices.

fluidconcepts' success comes from its' ability to customize that gives designers, and end users tremendous flexibility when it comes to creating office spaces. Fluidconcepts has more than 5000 installations through Canada and the U.S. that range from small to medium-sized businesses to major corporations, government and educational institutions. End customers include: MGM Studios, Gate Gourmet, Roche, H&R Block, HSBC Banking Branches, XM Satellite, UCLA, Motley Fool, Stantec Engineering, AEG, and the University of Toronto among many others. fluidconcepts has experienced rapid growth since inception and in June 2009, 2010, and 2012 was awarded and consecutively ranked as one of Canada's fastest growing companies.

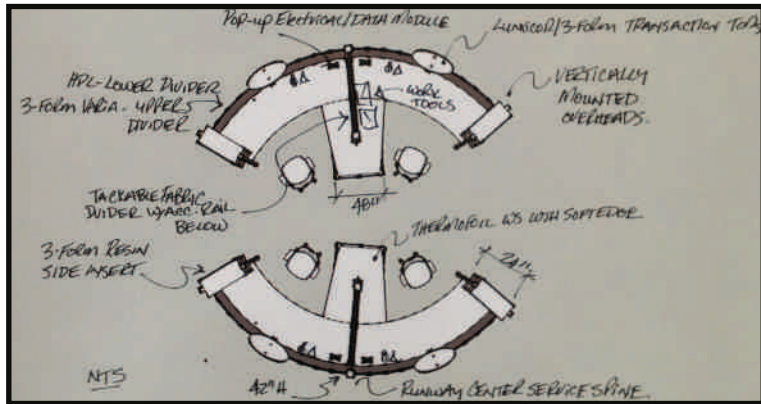
Byron Leclair had a vision to develop a company that was focused on providing unique, innovative and flexible products and services for workplaces. fluidconcepts was incepted in 2001 as a design and manufacturing company that utilizes highly customizable materials in order to offer the most flexibility to customers.

Byron Leclair
President




Concept to Design to Engineering

We work very closely with designers, dealers and end clients to develop unique, creative and functional solutions from concept to reality. Our team includes experienced and very talented interior and industrial designers who add creative value using the industry's latest engineering, design and visualization tools.




PLAN VIEW CONCEPT



CONCEPT SKETCH



PHOTO REALISTIC RENDERING



INSTALLED PRODUCT

Design to Manufacturing to Installation

Input and collaboration are the germination of the creative solutions we develop. We pride ourselves on understanding the client's needs so this can be translated through to our engineering and design team and onward to value added manufacturing. We have invested in the latest capital equipment used for manufacturing high accuracy wood, glass, plastic, metal and aluminum components. We follow through the process from project management and training so the project is installed on-time and on-budget.



COLLABORATION & PROJECT MANAGEMENT



DESIGN & ENGINEERING



COMPUTER AIDED MANUFACTURING



PROJECT MANAGEMENT AND INSTALLATION



Our Products are the most flexible, customizable and unique in the market. All products have been designed with compatability and longevity in mind. The chart below indicates the primary and secondary application for each line; however all our products can connect and be designed to each other in order to achieve the best solution at the right budget.



Runway
A high performance system open plan system

Post & Beam
Extreme versatility for many different applications

Edge
Benching and Desking with Style

MIX
Open plan designed with style and economy

Orbit
A open plan system with curve appeal

Applications

	Runway	Post & Beam	Edge	MIX	Orbit
Open Plan Workstations	■	■	■	■	■
Private Office		■	■	■	
Benching	■	■	■		
Carrels	■	■	■		
Reception		■			■
Shelving		■			
120 Degree Planning		■			
Kiosks		■			■
Trading/Control Consoles	■	■	■		■
Mobile and Fixed Screens		■		■	■
Tables		■	■	■	

Key Features

■ Primary ■ Secondary

	Runway	Post & Beam	Edge	MIX	Orbit
8 wire /4 Circuit Electrical System	■	■	■		■
Enclosed Electrical and Data	■		■		
Height Adjustable	■	■	■		■
Highly Customizable	■	■	■	■	■
Open Line Finishes	■	■	■	■	■
ANSI-BIFMA Tested	■	■	■	■	■
Air Quality Tested	■	■	■	■	■
4-6 week Lead Time	■	■	■	■	■

Products



Runway is an elegant modular beam work-system that meets the need for high performance workspaces requiring high capacity power and data delivery, highly flexible worksurfaces, space division and lighting.


FEATURES

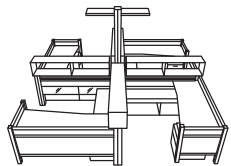
The functional spine carries and delivers high capacity power and data to workstations. Additionally, Runway supports worksurfaces, centre mounted storage, dividing screens and integrated lighting. Runway seamlessly integrates with fluidconcepts' Quattro post and beam components and freestanding systems such as Edge to create flexible and dynamic workstation environments. Runway features beam off-module mounted storage. Several lighting options are available that can be mounted to the Runway beam and offer a unique alternative to ceiling and building lighting.



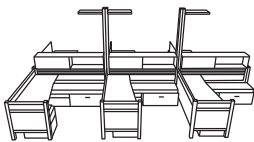
Runway Beam Schematic

- Electrical Channel
- Relocateable Data/Tel Module
- 8 Wire/4 circuit Moveable Simplex Module
- Wire Management with Removeable wire management Bucket
- Surface Mounted Electrical and Data Access Module





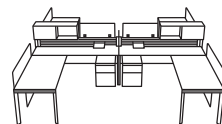
012



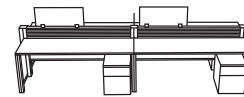
013



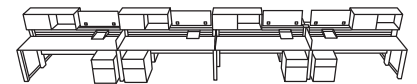
014



015



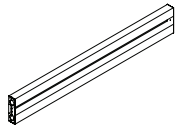
016



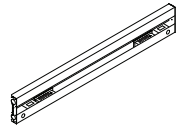
017

Features


DESK FRAMES & ADDITIONAL COMPONENTS



RBMSSxx
Beam Set



RBMSSxxE
Beam Set, Electrical



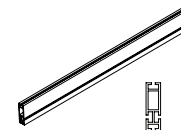
RACCxx-RR, RQ
Accessory Rail



RPST-XXXX
Runway Post



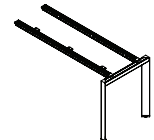
RPSTxx-AXXX
Post End



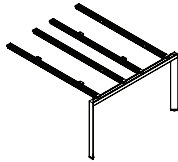
RBSTWxx-RR, RQ
Runway Channel Beam



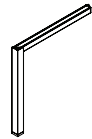
QPSTxx
Quattro Post



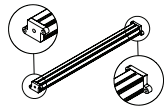
RTSR2xx
Runway-Edge Double Return



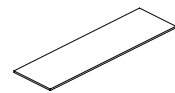
RTSR4xx
Runway-Edge Quad Return



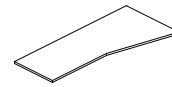
RXSQxx_L-Left, R-Right
Runway Edge Quarter Leg



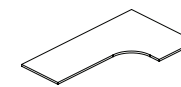
RXQRxx
Runway Cross Bar Return



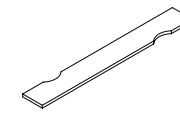
RWRTxx-RR, RQ, RE
Rectangular



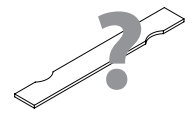
RWTRxx-RR, RQ, RE
Transition



RWECxx-RR, RQ, RE
Extended Corner

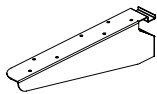


RWUW
Up-Mount Worksurface

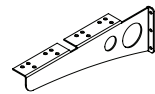


RWFD
Center Flip Door

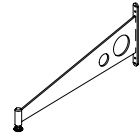
WORK SURFACES



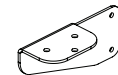
RCTC24
Cantilever Mid-Span



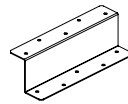
XCTC24-1 -2
2 Hole, 2 Wedge 24" Cantilever



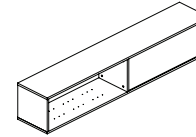
XCTF24-1, -2
1 Hole, 2 Wedge 24" Foot



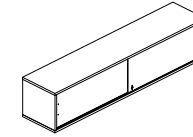
XFCB L-Left, R-Right
Front Corner Bracket



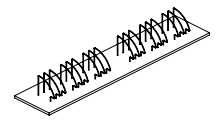
RWZB1
Runway Z-Bracket



RSOH
Overhead, Offset, Open

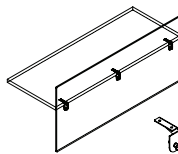


RSOS
Overhead, Sliding Door

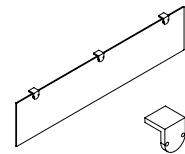


RS
Simple Shelf on Top with Wire Dividers

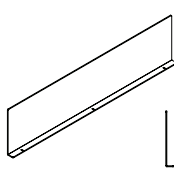
UP MOUNT / MODESTY



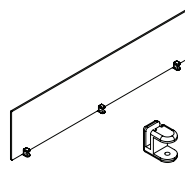
RMUxx-RE
Modesty Up-Mount
(WS mount)



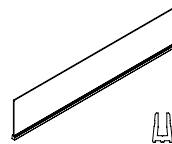
RMCxx-RE
Modesty Clamp Mount
(WS mount)



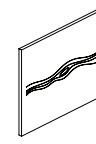
RUFxx-RE
Up-Mount Return Flange
(WS mount)



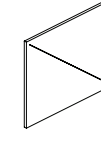
RUCxx-RE
Up Mount C-Clamp
(WS mount)



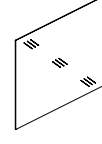
RUExx-RE
Worksurface Up-Mount
(WS mount)



RPLMXXRR, RQ
Laminate Divider
(Post & Beam)

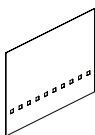


RPTFxxGx-RR, RQ, G1, G2, G3
Tack, Fabric Divider
(Post & Beam)

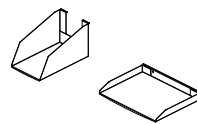


RPXXxx-RR, RQ
Optical Divider
(Post & Beam)

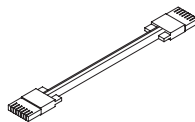
ELECTRICAL



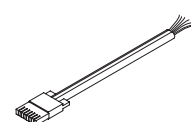
RPPMxx-RR, RQ
Perf. Metal Divider
(Post & Beam)



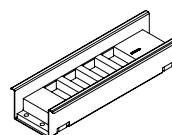
Accessories
Binder Bin & Paper Tray



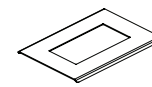
REIC
Interconnect



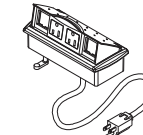
XEBF
Base Feed



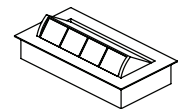
XRCP
Simplex



RW-DATABK
Data Bracket



XEMP
Flip Access Power / Data Module



MHO
Flip Access Power /Data

STORAGE

DIVIDERS

Products

A place where one versatile square post and beam system creates a multitude of workstation options from productive open plans to tranquil private offices to dynamic meeting spaces to welcoming reception areas.



Planning Flexibility

Posts are available in 4 or 8-channel configurations, and in round or oval profiles, which enables 90, 120 and 135 degree planning. Posts can be initially specified as continuous, segmented, or added later to stack onto existing posts. Post heights are available at 29", 36", 42", 49", 67", 84", from floor to ceiling, or in custom heights.

Height Adjustment

Worksurfaces and storage are attached to the columns' continuous vertical channel which provides infinite height adjustment.

Power and Wire Management

A wire channel or modesty panel connects every column enabling ample wire flow, cable management, and houses our harnesslinked 8 wire/3 or 4 circuit power system, and 1-4 data/telecom access ports. Posts provide a conduit for power/data wire delivery from ceilings and floors.

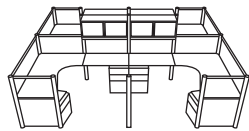
Sustainability

Product can be disassembled into its simplest raw material components for re-processing. Hybrid posts, beams, worksurfaces, dividers and storage are all highly recyclable.

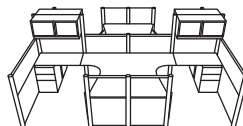




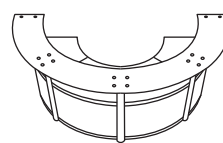
034



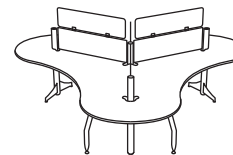
035




036



037



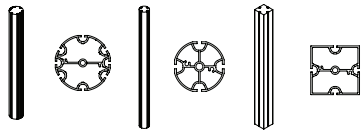
039



038

Features

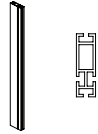
DESK FRAMES & ADDITIONAL COMPONENTS




XPST8A
Round Post
8 Slot, 90/120

XPST2A
Round Post
90/45


QPST4Q
Quattro Sq. Post
4 Slot 90 deg



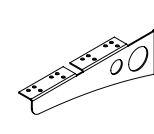
XPSTWS
Wall Start
Channel Beam (STD)



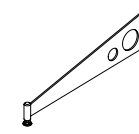
XBSTW-A, B, R
Channel Beam



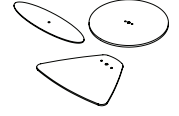
XBSTC
A-Regular, W-Channel
Curved Beam



XCTC24-1 -2
2 Holes, 2 Wedge 24" Cantilever

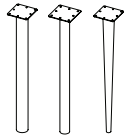


XCTF24-1, -2
2 Hole, 2 Wedge 24" Foot

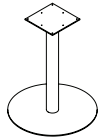


XPFT
1-Oval, 2-Round, 3-Pick
Base Plate for Post

DIVIDERS



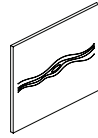
XLGP
Post Leg, Leveler (F), H. Adj. (H)
Straight, Tapered (KACVL)



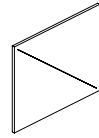
XLDB
Disc Base



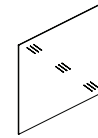
Touch C-Leg
Fixed, Incremental, Pin



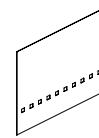
QPLM
Rectangular



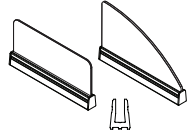
QPFTG1, G2, G3
Quattro Tackable Fabric Divider



QPXX
Optical Divider

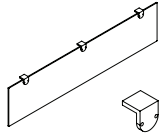


QPPM
Perf. Metal Divider

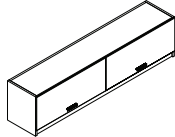


XUCHC / XUCRC
Screen w/Up-mount Half Crown (H)
Rect. (R) (Beam Mount)

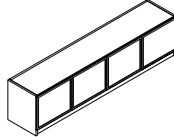
STORAGE



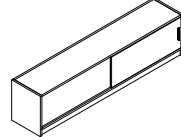
XMC
Modesty Panel Clamp Acrylic



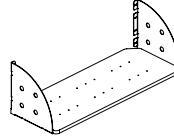
XSOF
Beam Mounted Bin
with Flipper Doors



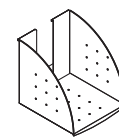
XSOH-GL
Beam Mounted Bin
with Hinged Glass Doors




XSSO-SSD
Shared Storage Bin (DLL)
w/Single Sliding Doors (DOP/S)




XSOS-CR (Circle/Round)
Open Shelf (LW1/FW1/WV1)
with Metal Book ends (HD1)



XABT1
Binder Bin Metal (Beam Mounted)



XASH
Beam Shelf (Beam Mount)
ST1




XANP1
Name Plate

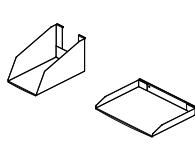
WORK SURFACES



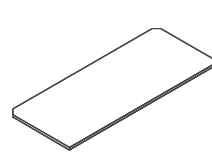
XACH1
Coat Hook



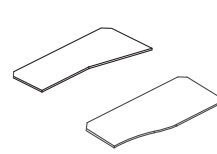
XACC
Worksurface Accessory Rail
(Channel Beam Mounted)



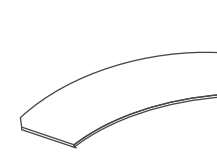
Accessories
Binder Bin & Paper Tray



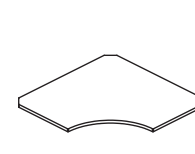
RUCxx-RE
Up Mount C-Clamp
(WS mount)



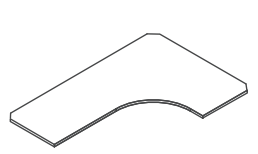
RUExx-RE
Worksurface Up-Mount
(WS mount)



RPLMXXRR, RQ
Laminate Divider
(Post & Beam)

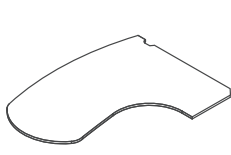


RPTFxxGx-RR, RQ, G1, G2, G3
Tack. Fabric Divider
(Post & Beam)

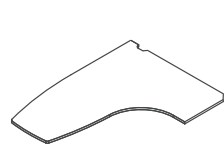


RPXXxx-RR, RQ
Optical Divider
(Post & Beam)

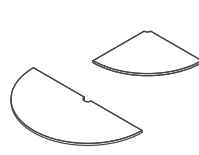
ELECTRICAL



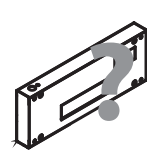
XWIP
Inside Pen. WS
w/Bow Front




XWER-N
Ext. Boat WS



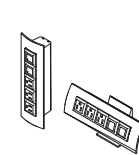
XWC90xx / XWC18
Blank, L, R - 90 Deg Connector WS
180 Deg Coconnector WS



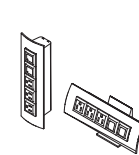
XBSBK
Service Box



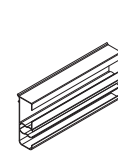
XEBF_/XECF_
(Hardwire)
M.-Circuit Base Feed
M.-Circuit Ceiling Feed



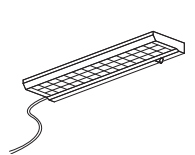
XEIC_/XEPC_
Interconnecting
Cable Pass-
Through Cable



XECM1/XECM2
1- Vertical, 2-Horizontal Clamp Mount
Power/Data (plugin)



XWGR
Wire Manager



LEOT
Overhead Task Light

Products



Edge is a European designed desking, benching and table system that promotes communication and openness with contemporary style. Edge offers long stride, technology friendly workstations, tables and storage at a very attractive price point. Start with a single desk and easily expand or reconfigure to continuous benching and workstations.

FEATURES


Edge is available in 2 different triangular leg styles, Standard and Executive. The Standard leg and beam system allow for modular linking. The Executive is ideal for long span tables up to 96" span as Private Office table desks. Edge benches offer retracting work surfaces allowing easy slide access to power and data in the wire tray. It also has lateral wire management, leg wire management, optional modesty panels, privacy panels and incremental height adjustable legs. Modesty and privacy panels can be specified in a variety of acrylic colors that give Edge a modern, contemporary look.

Finishes Details can be found on [Finishes/Details Glossary](#) pages



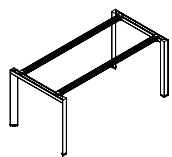


Edge Executive Suite

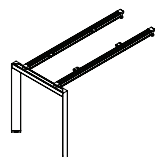


Features

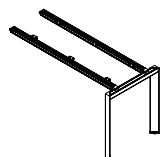
DESK FRAMES & ADDITIONAL COMPONENTS



ETSD2
Triple Frame



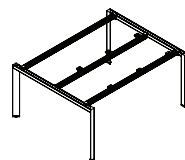
ETSE2
Triple Extension Frame



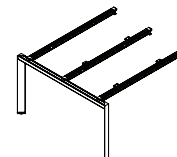
ETSR2
Triple Frame Sliding



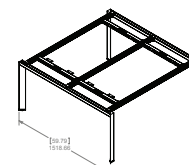
ETS82
Triple Sliding Extension



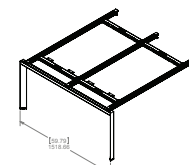
ETSE3
Double Frame



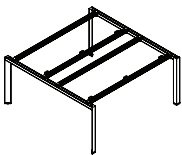
ETSE3
Double Extension Frame



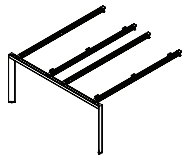
ETSDL
Double Return Frame



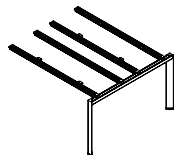
ETSEL
Double Bridge Frame



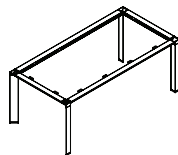
ETSD4
Quad Frame



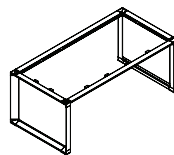
ETSE4
Quad Extension Frame



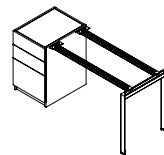
ETSR4
Quad Return Frame



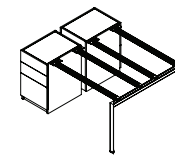
ETED
Executive Desk Leg



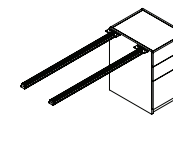
ETPD
Executive Panel Leg



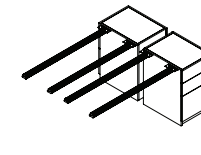
ETSD2P
Double Frame, Ped Support



ETSD4P
Quad Frame, Ped Support

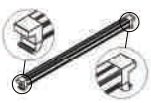


ETSRP2
Double Return, Ped Support




ETSRP4
Quad Return, Ped Support

WORK SURFACES



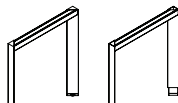
ETST / ETSE
Single Tie Bar / Extension



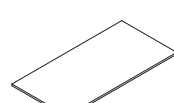
ETSR
Single Return Tie Bar



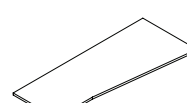
ETSB
Single Bridge Tie Bar



EXSHL / EXSHLI
Half-Leg / Height Adj.



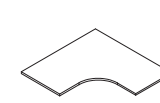
EWRR
Rectangular



EWTR
Transition



EWEC
Extended Corner

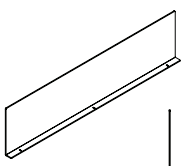


EWCC
Corner w/Curve

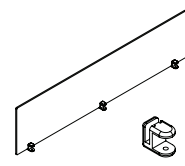


EWBF
Bow Front

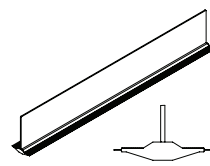
UP MOUNT / MODESTY



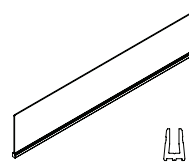
EUF
Up Mount Return Flange
(WS mount)



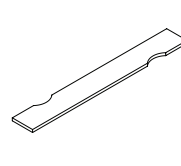
EUC
Up Mount C-Clamp
(WS mount)



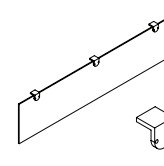
EUY
Up Mount Y-Extrusion
(TieBar mount, not incl'd)



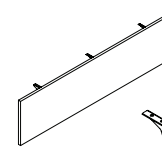
EUE
Up Mount Extrusion
(WS mount)



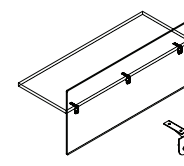
EUW
Up-Mount Worksurface



EMC
Modesty Clamp Mount
(Tie Bar mount)

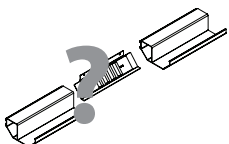


EMW
Modesty WS Mount




EMU
Modesty Up-Mount
(WS mount)

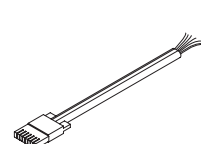
ELECTRICAL



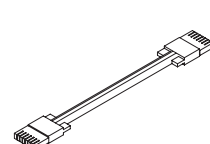
EPPM
Wire & Power Manager



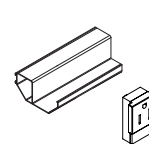
EEWM
Wire Manager



XEBF
Base Feed Cable



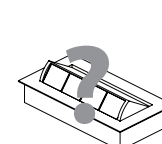
XEIC
Interconnecting Cable



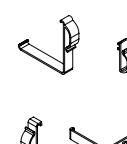
XRCP
Simplex



XEMP
WS Mount Power Mod



XMHO
WS Power Mod, Alum.



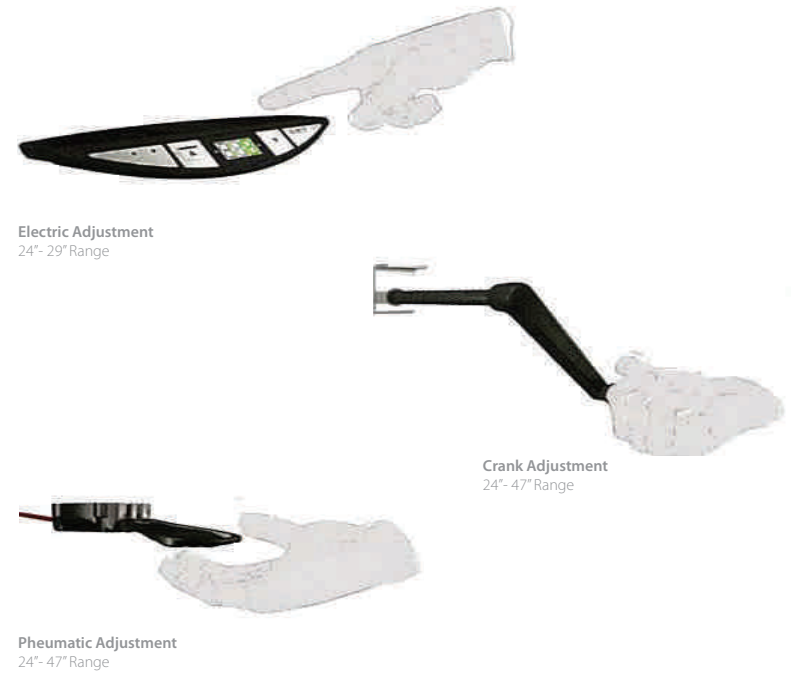
EECS / EECE
Cable Retainer Clips

MIX Collection



The MIX™ Collection is a group of highly interchangeable desks, tables, storage units, and moveable screens designed with simplicity and efficiency. Economically offers a multitude of applications, including moveable screens and divisions, open plan workstations, loft environments, and lounge areas.





Touch Height-Adjustable Tables, with the crossbar right underneath the top, are easy on the knees. Height ranges include sit-sit and sit-to-stand for best-in-class ergonomics in a variety of settings. Touch Tables work aesthetically with all of fluidconcepts product lines or independently.

FEATURES

- No Cross Beam, full under desk clearance
- All mechanisms concealed in legs
- German controls and mechanisms
- Tested to ANSI/BIFMA Standards
- Solid Steel Construction
- Low Noise Drive System
- Memory Switch Option (electric)
- 36" - 78" Widths Available

Finishes Details can be found on Finishes/Details Glossary pages





A comprehensive collection of quality & economical storage solutions that fits with practically any furniture and office environment. Cubic Storage is designed with style, longevity and compatibility in mind. All storage cabinets are of contract grade construction and tested to ANSI-BIFMA standards and backed by a life-time warranty.

FEATURES

ANSI-BIFMA Tested, Life-time warranty

Top and side channels are 18-21 gauge metal

Outer Panels and drawer bins are 22 gauge

Drawer Fronts are 20 gauge

4 pull options

All drawers incl. full extension steel ball bearing slides

Leveling Glides allow for 1 5/8" adjustment

All cabinets come standard with locks which are

to master keyed and core removeable

Fronts are mechanically fastened and removeable

to maximize design flexibility

Freestanding, mobile and cushion pedestals include a counterweight factory installed

Finishes Details can be found on Finishes/Details Glossary pages



XMC
Drawer Front H



XSOF
Drawer Front Q



XSOH-GL
Drawer Front S





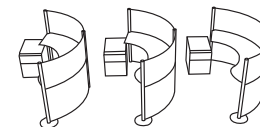
Orbit is a revolution in workstation design. Orbit workstations conform to how people actually work by providing single location access to a user's work area in one continuous ergonomic circumference.

FEATURES

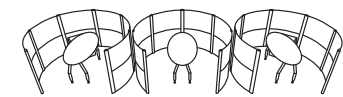
Orbit workstations can be complete circular workstations or partial segments. Workstations can be linked in various configurations in snake like configurations, tangents, or as independent pods.

Orbit can be specified in multiple diameters, radii and heights. Curved dividers are available in a variety of materials such as laminate, fabric, metal printed and acrylics. 8 wire/4 circuit electrical and data system can be specified. Orbit offers installs extremely fast to create flexible and dynamic workstation environments.

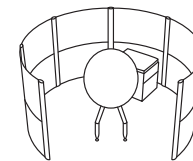
Finishes Details can be found on Finishes/Details Glossary pages



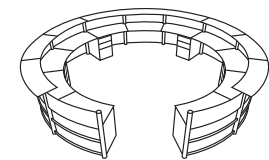
028



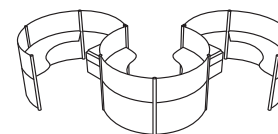
029



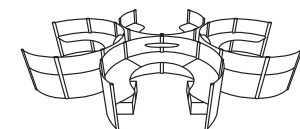
030



031



032

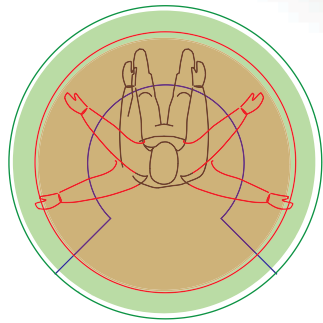
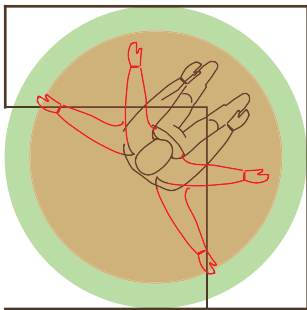


033



Conventional Workstation

Orbit Workstation



6x6 L-Shape Workstation
 Worksurface Area - 20.5 SF
 Accessible Area (Relax) - 7.9 SF (39%)
 Accessible Area (Stretch) - 11.4 SF (56%)

6' Diameter Orbit Workstation
 Worksurface Area - 16 SF
 Accessible Area (Relax) - 8.5 SF (53%)
 Accessible Area (Stretch) - 13.4 SF (86%)

30% More Efficient Workspa



ThinkPods



Thinkpods are small footprint ergonomic touch-down stations that provide partial or full enclosure in an open plan environment. They are perfect for business lounges, library enclaves, touch-down areas, or any place where one or many need to work in privacy or collaboratively. A flexible spline connects Thinkpods together in a variety of configurations. The spline also acts as an integrated hinge for swing doors to enclose or open up space. Worksurface mounted electrical and data modules allow you to plug-in and go. Available in a variety of finishes and customizable with graphics and artwork. Available on casters or levelers.



Reception Stations




WHAT DO YOU WANT TO DO?

Any Width, Any Height, Any Material, Curved? Straight? ..We make it happen

Fluidconcepts offers a wide variety of 'open line' standard and premium finishes and materials which makes customizing reception stations easy and consistent with the spatial design intent. We encourage the use of a wide variety of materials including environmentally friendly and sustainable materials.

FEATURES

- High Pressure Laminate (Wilsonart, Pionite, Arborite, Nevamar)
- Low Pressure Laminate (Uniboard, Panval, Flakeboard, Panolam)
- Themofoil (Various Species)
- Veneer (Various Species)
- Epoxy Metal Powder Coating (Protech, Tiger Drylac)
- Acrylics (Acrylite)
- Resin (Lumicor, 3-Form, Veritas)
- Fabric (CF Stinson, Momentum, Maharam, Knoll Textiles, Guilford, Victor)



Projects



PR1-004

CLIENT
PRODUCT
PRODUCT SCOPE

HSBC/HERMAN MILLER
CURVED CUSTOMER BANKING PODS
NATIONWIDE STANDARD

Objective: To provide an innovative and open integrated retail banking solution

Design scope: Fresh design approach
Lightweight in appearance
Integrate graphics into workstations
Height adjustable Workstations and service workstations
Provide a consistent overall design look to all furniture components



PR1-005

Finishes Details can be found on Finishes/Details Glossary pages

Projects



CLIENT Bird Dog Group

INDUSTRY Transportation

LOCATION Hartford, Conn.

SCOPE 106 Open Plan Workstations



Finishes Details can be found on Finishes/Details Glossary pages

Projects



CLIENT	Gate Gourmet HQ
INDUSTRY	Airline Services
LOCATION	Reston, VA.
SCOPE	400 Open Plan Workstations, 95 Private Offices



Finishes Details can be found on Finishes/Details Glossary pages

Projects



CLIENT	ROCHE, 454
INDUSTRY	Pharmaceuticals & Research
LOCATION	Branford Conn.
SCOPE	78 Open Plan Workstations 10 Private Offices



Finishes Details can be found on Finishes/Details Glossary pages

Projects



CLIENT	Relativity Media
INDUSTRY	Movie & Media
LOCATION	Los Angeles, CA
SCOPE	102 Open Plan Workstations Meeting Rooms

Finishes Details can be found on Finishes/Details Glossary pages

Projects



CLIENT	Maple Honda
INDUSTRY	Auto Sales and Service
LOCATION	Vaughan, ON
SCOPE	Reception, Sales, Service Counters Touchdown areas



Finishes Details can be found on Finishes/Details Glossary pages

Projects




CLIENT	MGM HQ
INDUSTRY	Movie & Media
LOCATION	Los Angeles, CA
SCOPE	405 Open Plan Workstations

Projects



PR11-002



CLIENT

Sierra Nevada Corp.

INDUSTRY

Defense & Technology

LOCATION

Washington, DC

SCOPE

60 Open Plan Workstations
Monitoring & Dispatch Center

Projects



CLIENT

SONY Entertainment

INDUSTRY

Media and Entertainment

LOCATION

San Francisco, CA

SCOPE


85 Open Plan Workstations



PR13-004

Finishes Details can be found on Finishes/Details Glossary pages

Projects



PR14-003



PR14-004


CLIENT	University of Toronto
INDUSTRY	Education
LOCATION	Mississauga, ON
SCOPE	500+ Study & Computer Carrels



PR14-005

Finishes Details can be found on Finishes/Details Glossary pages

Projects



PR16-003

CLIENT University of British Columbia
Law Library

INDUSTRY Pharmaceuticals & Research

LOCATION Vancouver, BC

SCOPE 100+ Study Tables & Benches




PR16-004

Finishes Details can be found on Finishes/Details Glossary pages

Projects



PR-CUR-002



PR-CUR-004





PR-CUR-005



fluidconcepts
PR-CUR-006


Projects



Projects



Projects



Projects



PR-PB-003



PR-PB-004



PR-PB-005



PR-PB-006



PR-PB-007



PR-PB-008



PR-PB-009



PR-PB-010


Projects




Projects



Projects



Projects



■ Concepts - Rectilinear



Concepts - Rectilinear




Concepts - Benching



Concepts - Benching



■ Concepts - Curvilinear



■ Concepts - Curvilinear




■ Concepts - 120 Degree



Concepts - 120 Degree



Concepts - Reception



Concepts - Various



Concepts - Various



Concepts - Various




SOLID COLORS

Nova White



NW
HPNW
RTNW

Folkstone Grey



FG
HPFG
RTFG

Stainless



ST
HPST
RTST

Calamare



CA
HPCA
RTCA

Charcoal Graphite



CH

Black



BL
HPBL
RTBL

Thermofused Laminate
High Pressure Laminate
Rigid Thermofoil

WOOD GRAINS

Hardrock Maple



HM*
HPHM
RTHM

Finnish Oak



FO
HPFO

Inspiration



IP
HPIP

Amati Walnut



AW
HPAW
RTAW

Shadow Oak



SO*
HPSO
RTSO

Thermofused Laminate
High Pressure Laminate
Rigid Thermofoil

Heritage Maple



HE*

Rustik Cherry




RU*
HPRU
RTRU

Wild Cherry



WC*
HPWC
-

Summer Flame



SU*
HPSU
RTSU

Honduras Mahogany



MH*
HPMH

Thermofused Laminate
High Pressure Laminate
Rigid Thermofoil

TEXTURED WOOD GRAINS

Acacia



AC
HPAC

Concrete Grooves



CG
HPCG

Ginger



GT
HPGT

Kindle



KD
HPKD

Cocoa Bean



CB
HPCB

Blackwood




BW
HPBW

Thermofused Laminate
High Pressure Laminate


Finishes

Optical Dividers Grade 1



Frosted (FA1) Prism (PA1) Clear (CA1) Fluted (LA1) White (WA1) Metal Divider (MD1)

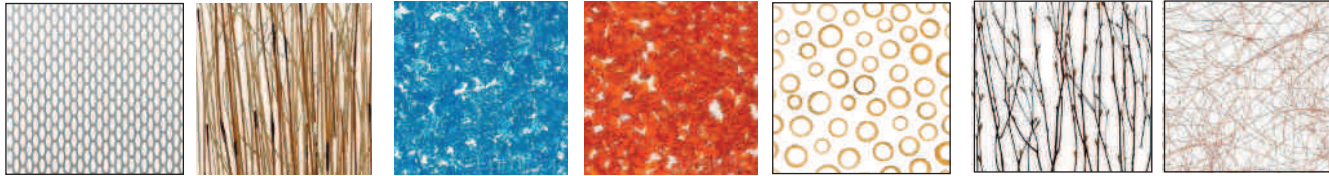
Grade 2



Light Blue (LB2) Red (RD2) Blue (BL2) Orange (OR2)

Specialty Resins

Priced Individually depending on size, thickness and grade. The ones shown are only a small representative of the offering. For more please see www.lumicor.com or www.3-form.com



Small Ovalsque Reeds Aqua Marine Sunstone Bamboo Rings Birch Copper Spun

Metal Powdercoat Finishes (Cubic Storage/Hardware)



951 Bright White/
0212 Designer White 112 Putty/ 0148 Fog 131 Smoke/169 Storm 571 Vanadium/
0203 Vintage 202 Warm Brown/
0170 Sandstone 666 Metallic Silver 668 Black/0109 Black

Pulls

Laminate/Thermofoil/Veneer Fronts Grade A



Nickel Loop Full Pull Rectangular (Box) Euro


Grade B

Cubic Metal Storage



A-Full Pull S-Satin Nickel Pull P-P Pull

Hardware



Glass Transaction Mount



Vertical Y/X Mount



Meeting and exceeding ANSI-BIFMA and environmental standards is core to our vision as exhibited in our use of materials, manufacturing processes, design and engineering process. We use only premium materials for our products and processes and strive to achieve the highest quality possible.

AIR QUALITY

fluidconcepts product lines have been tested in accredited labs. All results comply or exceed with the requirements and limits set forth by ANSI/BIFMA x7.1-2007, and GreenGuard certification bodies and comply with the LEED EQ Credit 4.5. Testing results available upon request.



t. 905.672.5258
t. 1.866.933.5258
f. 1.866.789.6057
fluidgroup.com



fluid
concepts
Really cool workspaces