

Bob

The Mobile Office



fluid
concepts
Really cool workspaces

Meet “BOB” The Complete Mobile Office in a Box

Imagine a completely self-contained turnkey workstation delivered completely assembled and then wheeled into place and functional in minutes.

BOB comes complete with technology, lighting, lockable storage, work tools, whiteboard and an acoustic tackable panel. When the workstation is not needed it can be closed up in seconds and/or wheeled into a holding area. This is for companies requiring frequent changes, real time workstation additions, and real time removal of workstations. Users now have open plan working spaces which can be completely closed up and locked when they are not being used benefiting from additional space and security.

The footprint of the mobile workstation in its' closed state is a mere 30”W x 48”D x 52”H which allows it to fit through standard doorways and easily maneuvered via its' heavy duty casters and wide pull handle. The workstation hinges open to enable an ample working space of 60” x 68”.

Planning Ideas



*For more finish and planning combinations please see www.fluidconcepts.ca

Features and Specs



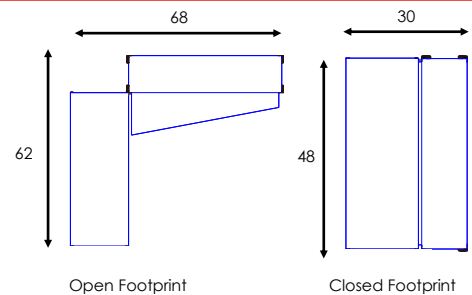
Mobile Office—Base
MBOX304852-BASE-FINISH



Mobile Office—Full
MBOX304852-FULL-FINISH



Mobile Office—Closed



Base Configuration

- Anodized Aluminum Frame
- 24x48” Worksurface
- 18x48” Return
- Upper Shelf
- Low Binder Shelves
- Accessory Rail
- Whiteboard
- Acoustic Tackable Panel
- Frosted Acrylic Panel
- Heavy Duty Locking Casters
- Wire Management
- Integral Hinge
- Pull Handle

Options

- Work Tools (i.e. Paper Tray, Binder Tray, Vertical Manager)
- 8 wire/4 circuit linkable power to other mobile workstations

Full Configuration


- Anodized Aluminum Frame
- 24x48” Worksurface
- 18x48” Return
- Upper Shelf
- Low Binder Shelves
- Accessory Rail
- Whiteboard
- Acoustic Tackable Panel
- Frosted Acrylic Panel
- 24” File drawer (Full)
- 24” Box drawer (Full)
- LED light
- 2 Power and 2 USB
- Heavy Duty Locking Casters
- Wire Management
- Integral Hinge
- Pull Handle
- Lock Closure




Integrated Flush Handle, Coat Hook, Business Card Holder and Mail slot



1 Power and 2 Power USB (Full)



Accessory Rail and Work Tools (Optional)



Slim LED Light (Full)

Finishes

Worksurfaces/Side Panels



Fabric - Please see fluid Softscape Fabric on website