

TEST REPORT

Applicant: ECOTEC GLOBAL LIMITED

Date: Apr 28, 2022

Sample Description As Declared :

No. Of Sample : One
Sample Description : Biodegradable Face Mask, Middle (Nano Fiber) and Outer/Inner (Okomer) Layer
Colour : White
Product End Uses : Medical Face Mask
Ref. : Country Of Origin: Hong Kong
Weight: 300g
Date Received/Date Test Started : Apr 28, 2022

Original Sample Photo:



Figure 1: Test Sample

For any queries on this report, you are welcome to contact our customer service representatives:

Chris Lam - Mobile phone and Whatsapp (852) 6329 0536 or email to chris.lam@intertek.com

Brenda Wong - Mobile phone and Whatsapp (852) 9726 1720 or email to brenda.ps.wong@intertek.com

For and on behalf of
Intertek Testing Services Hong Kong Limited

Amy K.W. Wong
Assistant General Manager



TEST REPORT

Tests Conducted (As Requested By The Applicant)

- 1 Standard Test Method For Determining Anaerobic Biodegradation Of Plastic Materials Under High-Solids Anaerobic-Digestion Conditions (ASTM D5511-18):

PROJECT DESCRIPTION:

Biodegradable Face Mask, Middle (nano fiber) and outer/inner(okomer) layer samples were submitted for testing under standard ASTM D5511. This test method covers the determination of the degree and rate of anaerobic biodegradation of plastic materials in high-solids anaerobic conditions. The test materials are exposed to a methanogenic inoculum derived from anaerobic digesters operating only on pretreated household waste. The anaerobic decomposition takes place under high-solids (more than 30 % total solids) and static non-mixed conditions. This test method is designed to yield a percentage of conversion of carbon in the sample to carbon in the gaseous form under conditions found in high-solids anaerobic digesters, treating municipal solid waste.

INOCULUM COLLECTION AND CONDITIONING

The anaerobic digested sewage sludge (Figure 2) mixed with household waste. To make the sludge adapted and stabilized during a short post-fermentation at 53°C, the sludge was pre-incubated (one week) at 53°C. This means that the concentrated inoculum was not fed but allowed to post ferment the remains of previously added organics allowing large easily biodegradable particles were degraded during this period and reduce the background level of biogas from the inoculums itself.



Figure 2: Anaerobic microbial inoculum

INOCULUM PROPERTIES

A sample of the anaerobic digested sewage sludge was analyzed for pH, percent dry solids, and volatile solids, as well as, the amount of CO₂ and CH₄ evolution during the testing. Table 1 lists the results of this initial testing.

TEST REPORT

Tests Conducted (As Requested By The Applicant)

METHODOLOGY:

Inoculum Medium: Remove enough inoculum (approximately 15 kg) from the post-fermentation vessel and mix carefully and consistently by hand in order to obtain a homogeneous medium. Test three replicates each of a blank (inoculum only), Positive control (Reference material) (thin-layer chromatography cellulose), negative control (optional), and the test substance being evaluated.

Manually mix 1000 g wet weight (at least 20 % dry solids) of inoculum in a small container for a period of 2 to 3 min with 15 to 100 g of volatile solids of the test substance or the controls for each replicate. For the three blanks containing inoculum only, manually mix 1000 g of the same inoculum in a small container for a period of 2 to 3 min with the same intensity as was done for the other vessels containing test substance or controls. Determine the weight of the inoculum and test substance added to each individual Erlenmeyer flask accurately. Add the mixtures to a 2-L wide-mouth Erlenmeyer flask and gently spread and compact the material evenly in the flask to a uniform density.

After placing the Erlenmeyer flask in incubator, connect it with the gas collection device. Incubate the Erlenmeyer flasks in the dark or in diffused light at 52°C (62°C) for thermophilic conditions, The incubation time shall be run until no net gas production is noted for at least five days from both the Positive control (Reference material) and test substance reactors. Control the pH of the water used to measure biogas production to less than two by adding HCl.

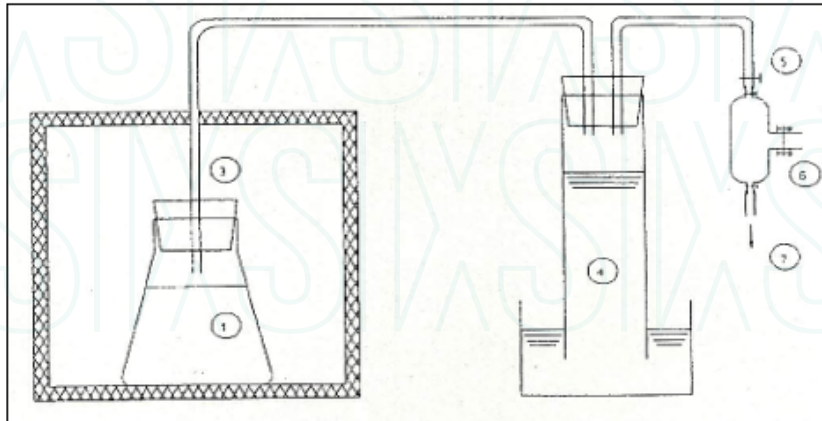


TEST REPORT

Tests Conducted (As Requested By The Applicant)

ANAEROBIC DIGESTER SETUP FOR THE PLASTIC BIODEGRADATION

The biodegradation testing of sample was performed in the digester as shown in the (Figure-3).



1. Digester
2. Incubator
3. Gas outlet
4. Gas collector
5. Valve
6. Gas Sampling
7. Gas Discharge

Figure-3: Digester setup

OKOSIX®

TEST REPORT

Tests Conducted (As Requested By The Applicant)

RESULT:

The most important biochemical characteristics of the inoculum such as pH, Volatile Fatty Acids, NH₄⁺-N— and dry solids were studied.

Table 1: Results of Initial testing of the anaerobic digested sewage sludge

Parameters	Requirement	Actual results
pH	7.5 to 8.5	7.58
Kjeldahl nitrogen	0.5 to 2 g/kg wet weight	1.44
Dry Solids at 105 °C	>20%	44.00
Volatile Solids at 550 ° C	Below 1 g/kg wet weight	0.78

The biogas volume in the gas sampling bag was measured (Table- 2). Presence of gas in the gas collector of Positive control (Reference material) indicated that the inoculum was viable and gas displacement was observed both in Positive control (Reference material) and Test Sample.

ASTM D 5511 states that for the test to be considered valid, the Positive control (Reference material) must achieve 70 % within 30 days with deviation less than 20% of the mean between the replicates.

Positive control (Reference material) showed 71.57% on 27th day with less than 20% of the mean difference between the replicates.

The gas displacement observed after 90 days is as shown in the table below.

TEST REPORT

Tests Conducted (As Requested By The Applicant)

Table-2: Biogas volume of the evolved gas during the biodegradation process at 90 days

Biodegradation Test	Total Volume 90 days (mL)
Inoculum	3690
Positive control (Reference material)	10010
Biodegradable Face Mask, Middle (nano fiber) and outer/inner(okomer) layer	9300

Colonization of bacteria at some places were observed under the microscope (Fig-4). This shows the process of biodegradation has begun.

ökosix®



TEST REPORT

Tests Conducted (As Requested By The Applicant)




Figure 4: Microscopic image of Test samples Before and After 90 days Incubation Condition

A & B – Unexposed Test Sample Biodegradable Face Mask, Middle (nano fiber) and outer/inner (okomer) layer anaerobic biodegradation process

C & D – Exposed Test Sample Biodegradable Face Mask, Middle (nano fiber) and outer/inner (okomer) layer anaerobic biodegradation process

TEST REPORT

Tests Conducted (As Requested By The Applicant)

The percent biodegradation of Positive control (Reference material) and Test sample was calculated by the measured cumulative carbon dioxide and methane production from each flask after subtracting carbon dioxide evolution and methane evolution from the blank samples at the end of 90 days of testing. Calculations were based on Total Organic Carbon obtained of both Positive control (Reference material) and Test sample.

Table-3: Percentage biodegradability of Test sample with respect to Positive control (Reference material) Cellulose.

Group	Inoculum control	Positive control (Reference material)	Biodegradable Face Mask, Middle (nano fiber) and outer/inner(okomer) layer Sample
Weight	1000 ml	10.1255 g	10.2241 g
Total volume (ml)	3690.00	10010.00	9300.00
% CH ₄	16.30	46.60	48.70
Volume of CH ₄ (ml)	601.47	4664.66	4529.10
weight of CH ₄ (g)	0.3946	3.0600	2.9711
% CO ₂	19.70	47.80	59.10
Volume of CO ₂ (ml)	726.93	4784.78	5496.30
Weight of CO ₂ (g)	1.4393	9.4739	10.8827
Total weight of carbon in grams	0.6845	4.8530	5.1666
Theoretical weight of carbon in grams (Ci)	-	4.2598	4.9454
Biodegradation	-	1.0394	0.9063
% Biodegradation	-	100	90.63

TEST REPORT

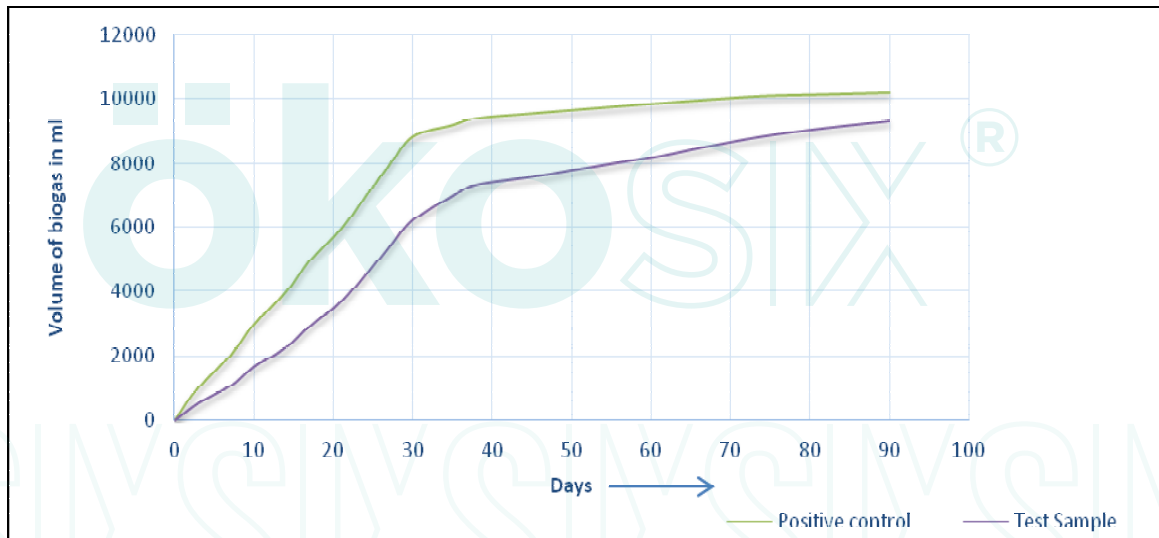
Tests Conducted (As Requested By The Applicant)

Table 4: Percent weight loss of Biodegradable Face Mask, Middle (nano fiber) and outer/inner (okomer) layer sample.

Average Initial Weight (grams)	10.2241
Average Final Weight (grams)	1.0126
Percent Weight Loss (%)	90.10

The Percent weight loss was calculated based on the initial weight and final weight of the test sample after the 90 days study.

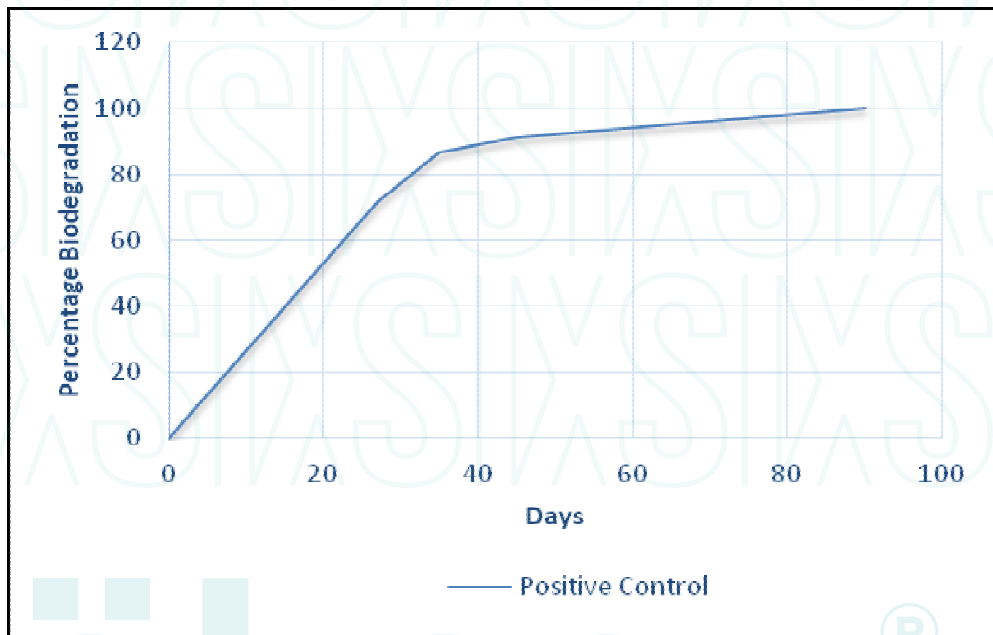
Biodegradation of the samples determined based on conversion of carbon from the test material to carbon in the gaseous phase (CH₄ and CO₂) can be observed in graph 1 and graph 2a & 2b.



Graph-1: Plot showing Net Biogas Production from Test sample (Biodegradable Face Mask, Middle (nano fiber) and outer/inner (okomer) layer) and Positive control (Reference material- Cellulose)

TEST REPORT

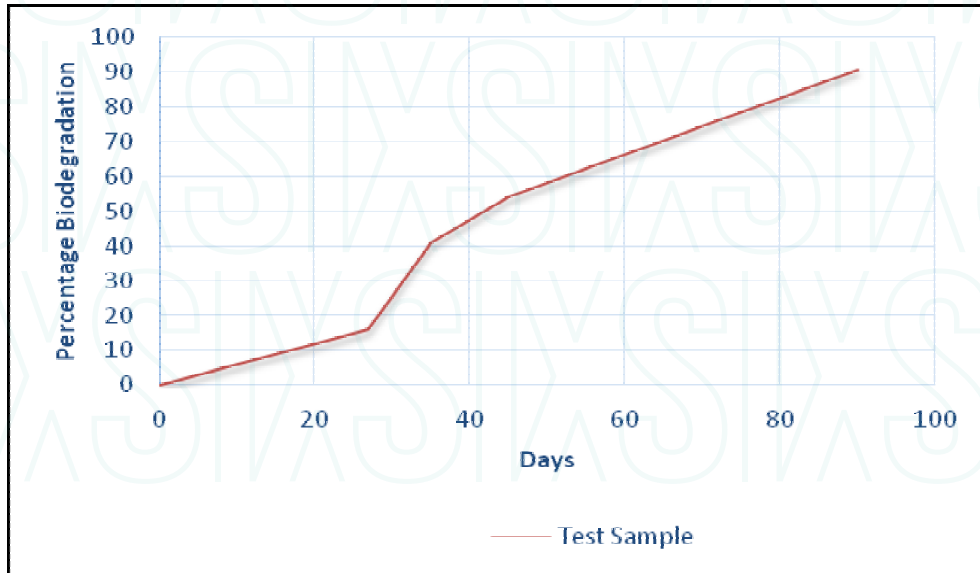
Tests Conducted (As Requested By The Applicant)



Graph-2a: The percent biodegradation of the Positive control (Reference material- Cellulose) determined based on conversion of carbon from cellulose to carbon in the gaseous phase (CH_4 and CO_2)

TEST REPORT

Tests Conducted (As Requested By The Applicant)



Graph-2b: The percent biodegradation of the Test sample (Biodegradable Face Mask, Middle (nano fiber) and outer/inner(okomer) layer Sample) determined based on conversion of carbon from the Test material to carbon in the gaseous phase (CH₄ and CO₂)

TEST REPORT

Tests Conducted (As Requested By The Applicant)

CONCLUSION:

Considering the cumulative gas production as observed in Table 2 & 3 and its analysis indicates that the process of biodegradation has occurred in Biodegradable Face Mask, Middle (nano fiber) and outer/inner (okomer) layer Sample. After 90 days of incubation, the level of biodegradation for the Positive control (Reference material) was **100 %** while the Biodegradable Face Mask, Middle (nano fiber) and outer/inner (okomer) layer Sample showed **90.63 %**.

Remark : The test was performed by an approved subcontractor laboratory which is part of the Intertek Group.

End of Report

When a statement of conformity to a specification or standard is provided on test report, the decision rule shall be applied. For details, please refer to the latest version of Intertek's "Decision Rule Information" and is available on Intertek's website. <https://intertekhk.grd.by/decision-rules-info>. If decision rule already inhered in the requested specification or standard, Intertek's "Decision Rule Information" is not applicable.

This report is for the exclusive use of Intertek's Client and is provided pursuant to the agreement between Intertek and its Client. Intertek's responsibility and liability are limited to and subject to our standard Terms and Conditions which can be obtained at our website: <http://www.intertek.com/terms/>. Intertek assumes no liability to any party, other than to the Client in accordance with the agreement, for any loss, expense or damage occasioned by the use of this report. Intertek is responsible for all the information provided in the reports, except when information is provided by the Client or when the Client requires the item to be tested acknowledging a deviation from specified conditions that can affect the validity of results.

The observations and test results in this report are relevant to the sample(s) tested and submitted by client. The report is not intended to be a recommendation for any particular course of action, you are responsible for acting as you see fit on the basis of the report results. This report does not discharge or release you from your legal obligations and duties to any other person. Only the Client is authorized to permit copying or distribution of this report and the report shall not be reproduced except in full. Any use of the Intertek name or one of its marks for the sale or advertisement of the tested material, product or service must first be approved in writing by Intertek. This report by itself does not imply that the material, product, or service is or has ever been under an Intertek certification program.