



# ELEVATOR ST

## SINGLE TEMP GLASSFRONT VENDOR



A11938

### MODEL:

3557 – ST 5000  
ELEVATOR (5 WIDE)

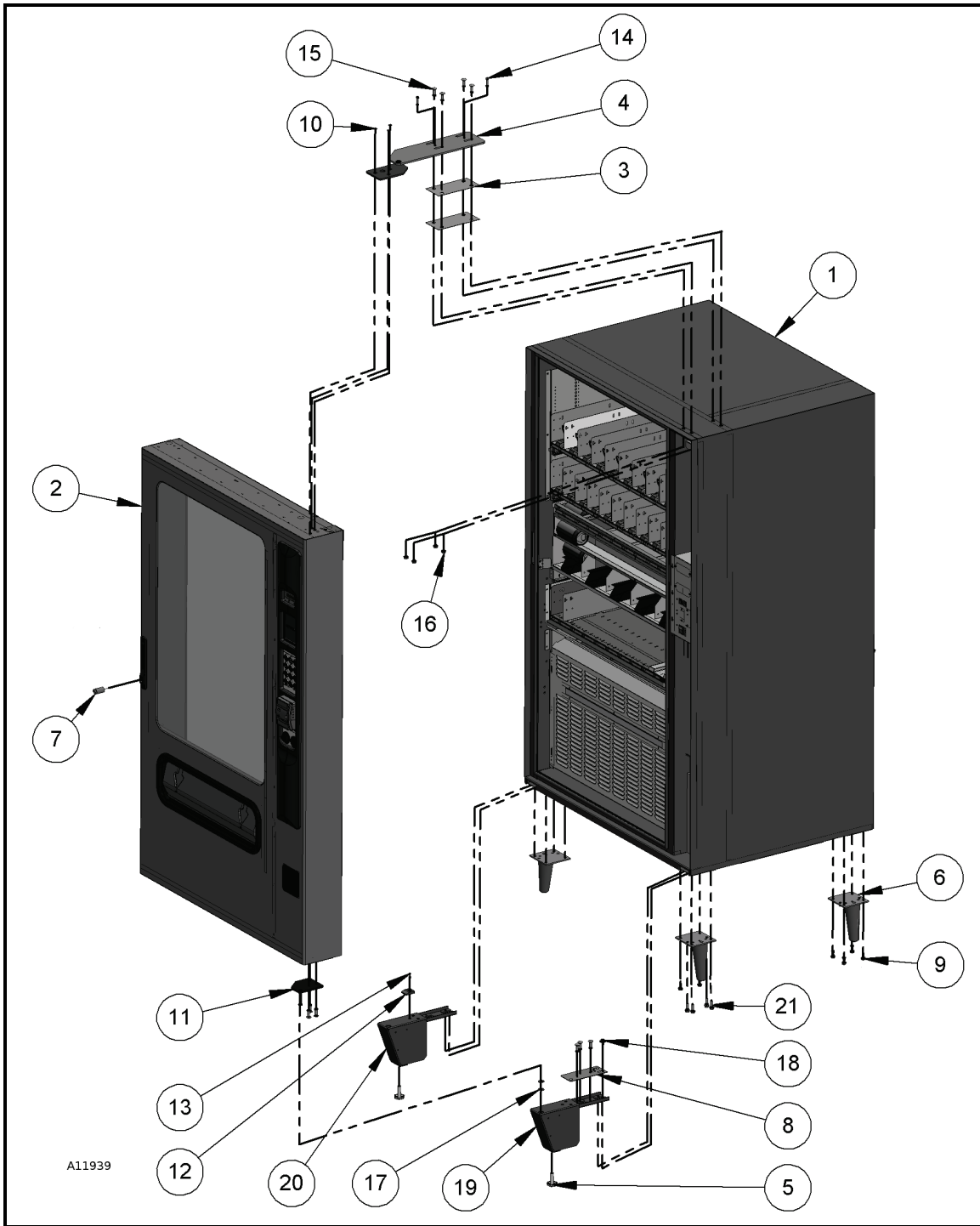
# PARTS MANUAL

**VendNet™**  
165 North 10<sup>th</sup> Street  
Waukee, IOWA 50263-0488  
United States of America

## TABLE OF CONTENTS

<b>FINAL ASSEMBLY .....</b>	<b>1</b>
<i>FINAL ASSEMBLY PARTS LIST .....</i>	<i>2</i>
<b>DOOR ASSEMBLY .....</b>	<b>3</b>
<i>DOOR ASSEMBLY PARTS LIST .....</i>	<i>4</i>
<b>ELEVATOR SUB-ASSEMBLY .....</b>	<b>7</b>
<i>ELEVATOR SUB-ASSEMBLY PARTS LIST .....</i>	<i>8</i>
<b>LEFT SIDE LED ASSEMBLY .....</b>	<b>9</b>
<i>LEFT SIDE LED ASSEMBLY PARTS LIST .....</i>	<i>9</i>
<b>RIGHT SIDE LED ASSEMBLY .....</b>	<b>10</b>
<i>RIGHT SIDE LED ASSEMBLY PARTS LIST .....</i>	<i>10</i>
<b>TOP LED ASSEMBLY .....</b>	<b>11</b>
<i>TOP LED ASSEMBLY PARTS LIST .....</i>	<i>11</i>
<b>DELIVERY BUCKET ASSEMBLY .....</b>	<b>12</b>
<i>DELIVERY BUCKET ASSEMBLY PARTS LIST .....</i>	<i>12</i>
<b>OPTICAL SENSOR ASSEMBLY .....</b>	<b>13</b>
<i>OPTICAL SENSOR ASSEMBLY PARTS LIST .....</i>	<i>13</i>
<b>CABINET ASSEMBLY .....</b>	<b>14</b>
<i>CABINET ASSEMBLY PARTS LIST .....</i>	<i>14</i>
<b>COMMON STEEL TRAY ASSEMBLY .....</b>	<b>17</b>
<i>COMMON STEEL TRAY ASSEMBLY PARTS LIST .....</i>	<i>17</i>
<b>CAN &amp; BOTTLE TRAY ASSEMBLY .....</b>	<b>19</b>
<i>CAN &amp; BOTTLE TRAY ASSEMBLY PARTS LIST .....</i>	<i>19</i>
<b>HIGH CAPACITY CAN TRAY (HCCT) ASSEMBLY .....</b>	<b>21</b>
<i>HCC TRAY ASSEMBLY PARTS LIST (OPTIONAL) .....</i>	<i>21</i>
<b>LED ASSEMBLY-ELEVATOR DELIVERY .....</b>	<b>23</b>
<i>LED ASSEMBLY- ELEVATOR DELIVERY PARTS LIST .....</i>	<i>23</i>
<b>BAFFLE ASSEMBLY .....</b>	<b>24</b>
<i>BAFFLE ASSEMBLY PARTS LIST .....</i>	<i>24</i>
<b>ELEVATOR POWER BOX ASSEMBLY .....</b>	<b>26</b>
<i>ELEVATOR POWER BOX ASSEMBLY PART LIST .....</i>	<i>26</i>
<b>REFRIGERATION MODULE ASSEMBLY (110V &amp; 220) .....</b>	<b>28</b>
<i>REFRIGERATION MODULE PARTS LIST .....</i>	<i>28</i>
<b>REFRIGERATION BASE ASSEMBLY (110V &amp; 220V) .....</b>	<b>30</b>
<i>REFRIGERATION BASE ASSEMBLY PARTS LIST .....</i>	<i>31</i>
<b>CONDENSER FAN ASSEMBLY .....</b>	<b>32</b>
<i>CONDENSER FAN ASSEMBLY PARTS LIST .....</i>	<i>32</i>
<b>OPTIONAL SPIRALS .....</b>	<b>33</b>
<b>OPTIONAL PRICE SCROLLS .....</b>	<b>34</b>

# FINAL ASSEMBLY



A11939

\* SPECIFY COLOR  
AR AS REQUIRED

† SPECIFY VOLTAGE/ HEATED/UN-HEATED  
†† SPECIFY SOFTWARE VERSION

**FINAL ASSEMBLY PARTS LIST**

ITEM NO.	PART NUMBER	3557	DESCRIPTION
1	<a href="#">SEE PAGE # 14</a>	1	ELEVATOR CABINET ASSEMBLY
2	<a href="#">SEE PAGE # 3</a>	1	ELEVATOR DOOR ASSEMBLY
3	4214306	2	TOP HINGE SHIM
4	*1216660.000330	1	TOP HINGE WELD ASSEMBLY
5	4212842	2	1/2-13X1-1/2 LEG LEVELER
6	1214704.001	4	LEG ASSEMBLY – 6"
7	4060330	1	LOCK
8	4218599.000330	1	BOTTOM HINGE PLATE
9	8801388	12	5/16-18 x 3/4 HWH TYPE-1
10	4212089	6	1/4-20 x 3/4 COUNTERSUNK HEADCAP SCREW
11	*1217994	1	BOTTOM HINGE STAKE ASSEMBLY
12	4025610	1	DOOR GLIDE
13	8800636	1	8- 18 X 1/2 PHIL PH TYPE
14	4215175	4	12-18 X 1 HWH TEK
15	8810013	4	5/16-18 X 1 CARR. BOLT
16	8810015	4	5/16-18 FLANGE LK NUT
17	4219752	2	0.394 FLAT WASHER NYLON BL
18	4218853	3	5/16-18 X1/2 HWH TYPE
19	1218308.000330	1	LEG MOUNT WELD
20	1218308.001330	1	LEG MOUNT WELD
21	4201385	8	5/16-18 X 1 THREAD ROLLER

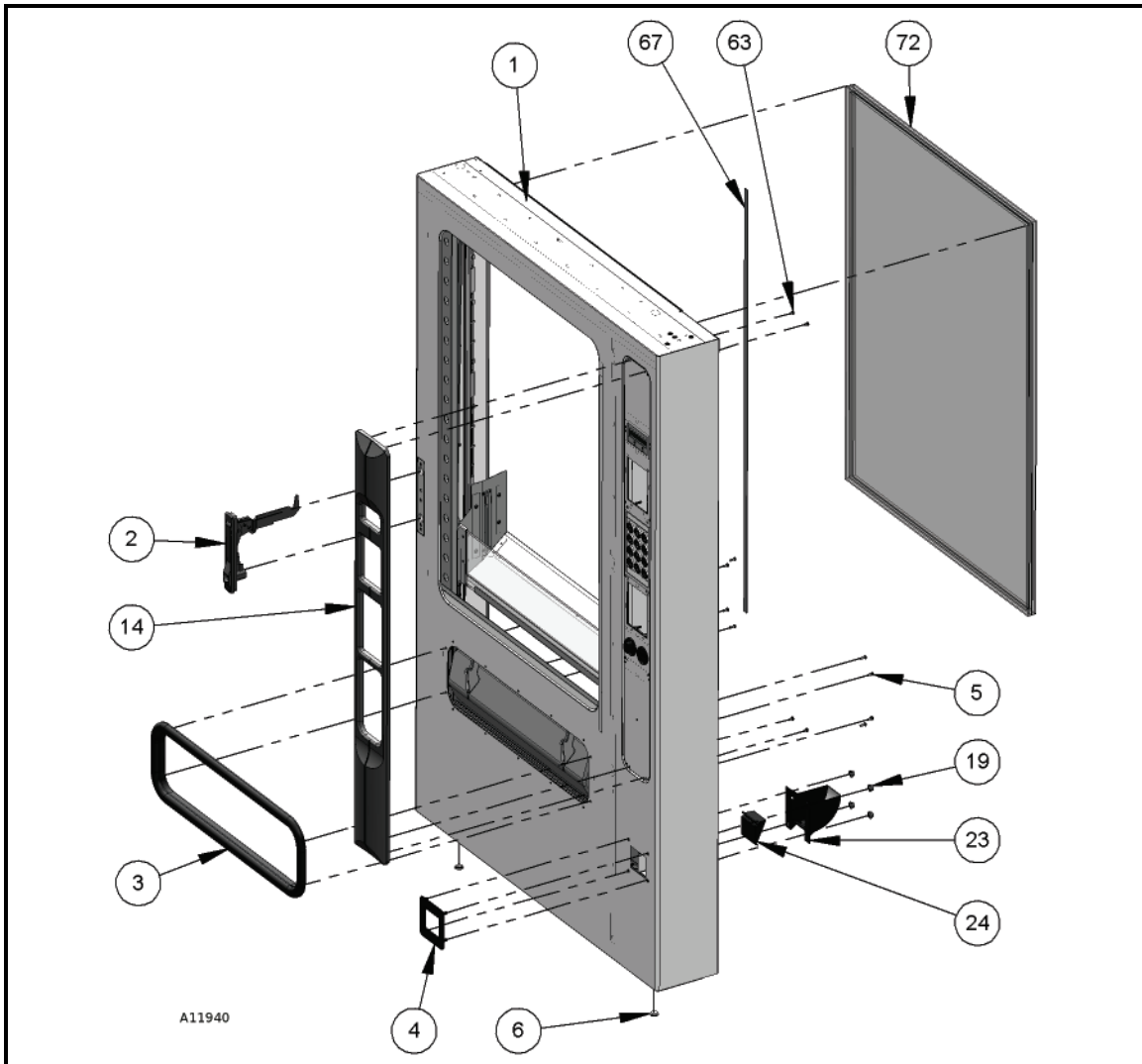
**LIST OF PARTS NOT SHOWN**

22	4216016	1	GFCI POWER CORD
----	---------	---	-----------------

\* SPECIFY COLOR  
AR AS REQUIRED

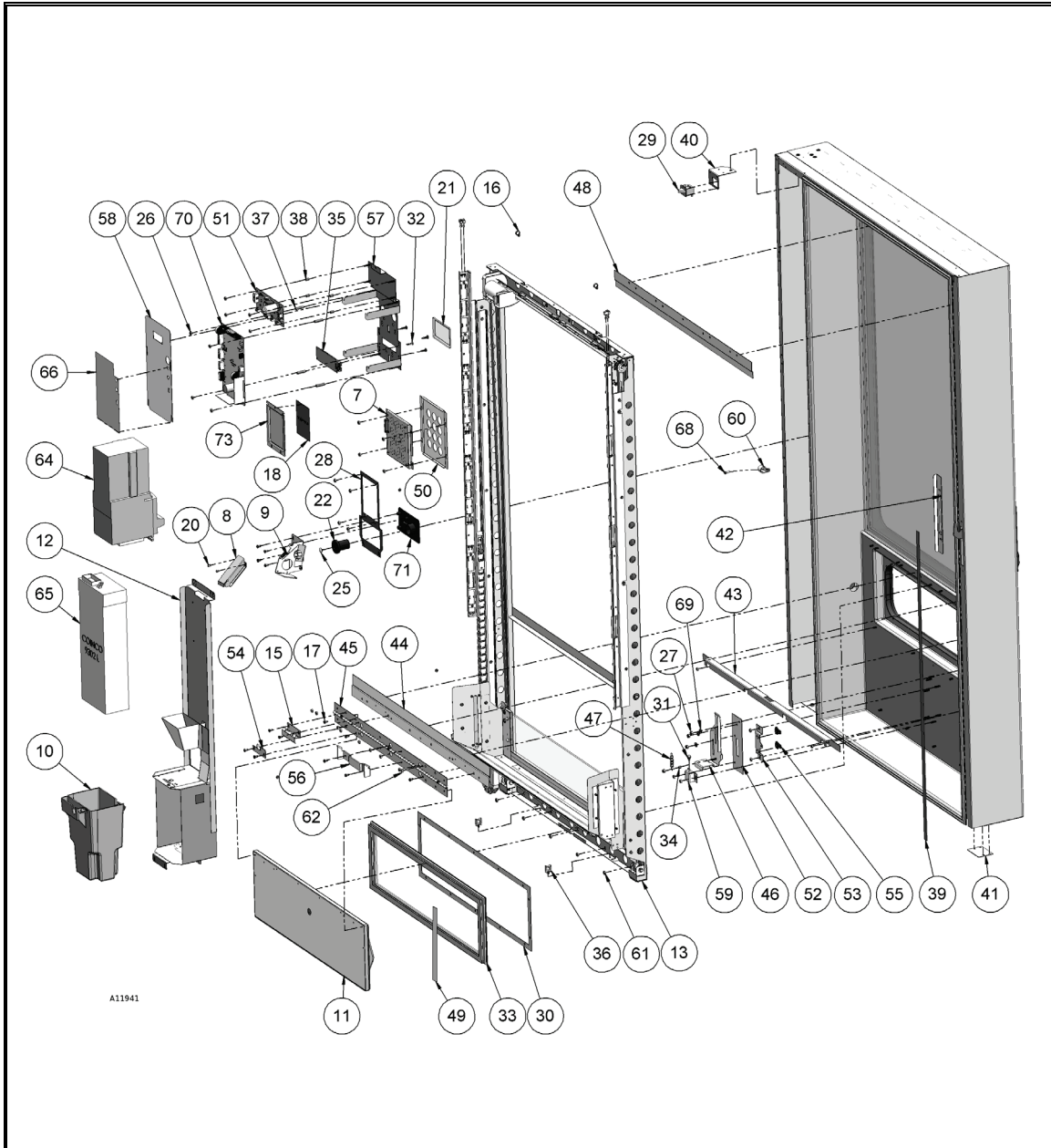
† SPECIFY VOLTAGE/ HEATED/UN-HEATED  
†† SPECIFY SOFTWARE VERSION

## DOOR ASSEMBLY



\* SPECIFY COLOR  
AR AS REQUIRED

† SPECIFY VOLTAGE/ HEATED/UN-HEATED  
‡ SPECIFY SOFTWARE VERSION



**DOOR ASSEMBLY PARTS LIST**

ITEM NO.	PART NUMBER	3557	DESCRIPTION
1	*1218005	1	ELEVATOR DOOR FOAM ASSEMBLY
2	4218645	1	DOOR HANDLE ASSEMBLY
3	4214609.005	1	DELIVERY BEZEL (5W)
4	4203209	1	COIN CUP BEZEL/BLACK
5	8801322	14	8-18 X 1/2 PHIL HILO
6	7250135.003	2	HOLE PLUG-BPF 3/4
7	1216670	1	KEYPAD ASSEMBLY

\* SPECIFY COLOR  
AR AS REQUIRED

† SPECIFY VOLTAGE/ HEATED/UN-HEATED  
†† SPECIFY SOFTWARE VERSION

ITEM NO.	PART NUMBER	3557	DESCRIPTION
8	1217787.000950	1	COIN CHUTE WELD
9	1217987	1	COIN RETURN LEVER MECHANISM
10	4216287	1	COIN BOX
11	1218007	1	ELEVATOR DELIVERY DOOR FOAM ASSEMBLY
12	1216638.000330	1	COIN MECHANISM MOUNT WELD/BLACK
13	1218008	1	ELEVATOR SUB-ASSEMBLY <a href="#">SEE PAGE # 7</a>
14	4218758	1	SCREEN BEZEL
15	1218115	1	OPTICAL SENSOR ASSEMBLY <a href="#">SEE PAGE # 13</a>
16	4033704	4	CABLE TIE
17	4050423	8	8-18X3/8 PHIL PH TY-A
18	4217574	1	FILLER DECAL ENGLISH/I-VE
19	4050747	4	1/4 STAMPED HEX NUT
20	4201942	2	6-20X3/16 PHL PH TY-B
21	4202841.009	1	READOUT WINDOW/BLUE
22	4203187	1	COIN RETURN BUTTON/BLACK
23	4203207	1	COIN CUP/BLACK
24	4203208	1	COIN CUP DOOR/BLACK
25	4209188	1	SNAP PIN
26	4209866	8	6-32 NYLON NUT
27	4210384	4	8-32 NYLON NUT
28	4210954	1	INSERT MOUNT
29	4212621	1	SWITCH
30	4214154	1	DELIVERY GASKET RETAINER
31	4214496	1	RUBBER BUMPER
32	4214729	4	STANDOFF
33	4215090.005	1	MAGNETIC GASKET-5W
34	4216687.250		TUBULAR SPACER 0.250
35	4216028	1	VF DISPLAY, RIGHT ANGLE
36	4216313	6	CLAMP
37	4216687.1000	4	TUBULAR SPACER 1"
38	4216687.375	4	TUBULAR SPACER 3/8"
39	4217577.002	15 FT	.062 X 1.625 FOAM TAPE
40	4217588	1	DOOR SWITCH MOUNT
41	4218593	1	DOOR LIFT
42	4218648	1	LATCH TRIM PLATE
43	4218660	1	BTM DELIVERY GUIDE
44	4218661	1	BTM WINDOW SUPPORT
45	4218662	1	CONTINUOUS HINGE W/SPRING
46	4218690.001	1	DELIVERY DOOR LOCK BRACKET
47	4218691	2	DELIVERY DOOR LOCK SPRING
48	4218732	1	TOP WINDOW SUPPORT
49	4217573	1	PERIPHERAL FILLER
50	4218809	1	KEYPAD FILLER
51	4218978	1	ELEVATOR CONTROL BOARD

\* SPECIFY COLOR  
AR AS REQUIRED

† SPECIFY VOLTAGE/ HEATED/UN-HEATED  
‡ SPECIFY SOFTWARE VERSION

ITEM NO.	PART NUMBER	3557	DESCRIPTION
52	4219014	2	SPACER DOOR LOCK BRACKET
53	4219015	1	DELIVERY DOOR LOCK SWITCH BRACKET
54	4219017	1	OPTICAL SWITCH BREAKER
55	4219019	2	SNAP-FIT SWITCH
56	4219060	1	ACCESS DOOR STOPPER
57	4219074.001	1	DISPLAY MOUNT-ELEVATOR
58	4219278	1	ELEVATOR CONTROL BOARD COVER
59	4219460	1	DELIVERY DOOR LOCK STOPPE
60	8324099.7	1	CLAMP - 5/8"
61	8800952	14	10-32 HEX NUT W/ETW
62	8800956	45	8-32 HEX NUT W/ETW
63	4219333	13	#4 X 3/8 PPHD PTR Z SCREW
64	OPTIONAL	1	BILL VALIDATOR
65	OPTIONAL	1	COIN MECHANISM
66	4216031	1	SERVICE MODE LABEL - GVC2
67	4209845	35 FT	PROTECTIVE WNDW SEAL 1/2"
68	4050247	2	8-32X1/2 PHIL PH MS
69	4030100.003	3	SPACER BUSHING
70	†† 4214682.002	1	CONTROL BOARD GVC2 2-WIRE/3
71	4203186.004	1	COIN INSERT BLACK 1 1/8
72	† 4213919.021	1	TRIPLE PANE GLASS (110V)

**LIST OF PARTS NOT SHOWN**

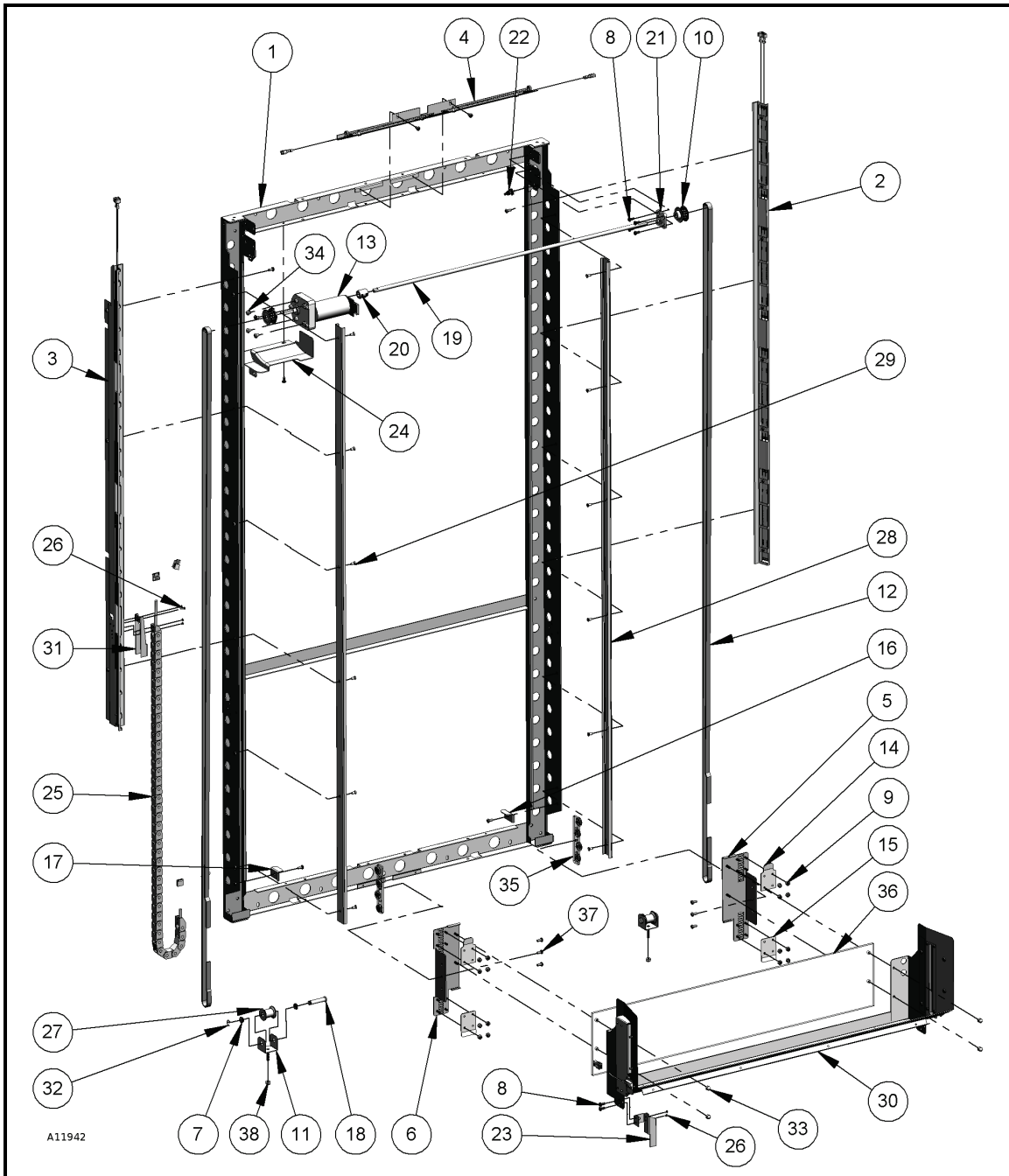
73	4217620	1	LED POWER HARNESS
74	4219174	1	DEX Y HARNESS
75	4219089	1	DOOR SWITCH HARNESS
76	4212981	1	AMP 1-480698-0 PLUG-2 PIN
77	1211465.003	1	REPL-HA-13" GROUND WIRE
78	4215471	1	MDB CABLE/GVC1
79	4215719	1	GVC2 DISPLAY CABLE
80	4216099	1	KEYPAD CABLE
81	4219902	1	LED POWER JUMPER
82	4217638	1	HEATED GLASS HARNESS

\* SPECIFY COLOR  
AR AS REQUIRED

† SPECIFY VOLTAGE/ HEATED/UN-HEATED  
†† SPECIFY SOFTWARE VERSION



# ELEVATOR SUB-ASSEMBLY



\* SPECIFY COLOR  
AR AS REQUIRED

† SPECIFY VOLTAGE/ HEATED/UN-HEATED  
†† SPECIFY SOFTWARE VERSION

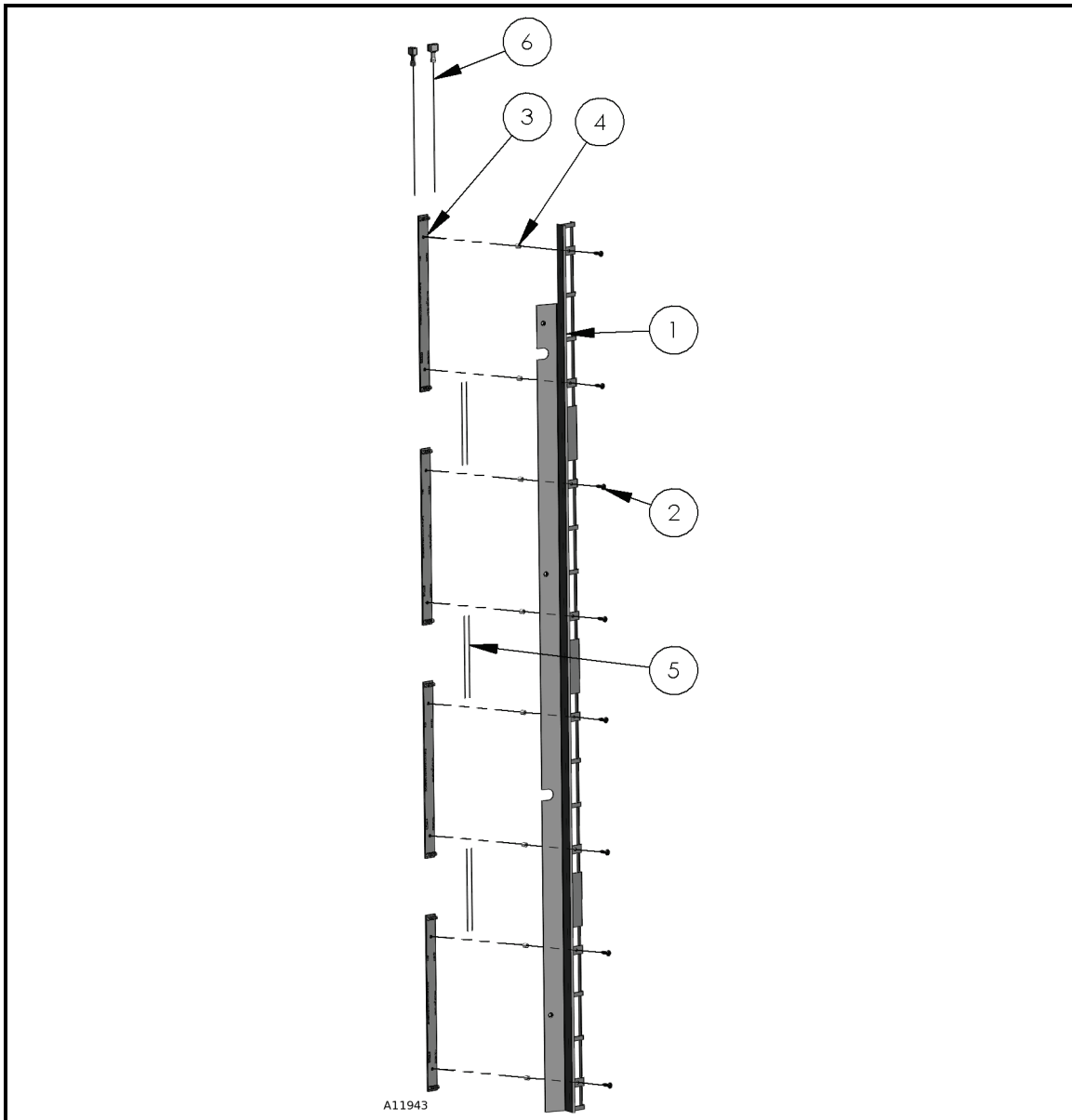
**ELEVATOR SUB-ASSEMBLY PARTS LIST**

ITEM NO.	PART NUMBER	3557	DESCRIPTION
1	1218009	1	ELEVATOR WELDED FRAME
2	1218012	1	LEFT SIDE LED ASSEMBLY <a href="#">SEE PAGE # 9</a>
3	1218013	1	RIGHT SIDE LED ASSEMBLY <a href="#">SEE PAGE # 10</a>
4	1218015	1	TOP LED ASSEMBLY <a href="#">SEE PAGE # 11</a>
5	1218102.001	1	ELEVATOR MNTG BRACKET STAKE
6	1218102	1	ELEVATOR MNTG BRACKET STAKE
7	4025263.001	4	TYPE#5 NYLINER 5/16ID
8	4050239	AR	8-32X3/8 PHL PH TY-T
9	4217154	16	#6-32 HEX NUT W/NYLON INSERT
10	4218667	2	XL(.200) TIMING BELT PULLEY
11	4218668.001330	2	BTM PULLEY BRACKET TENSIONER
12	4218669	20 FT	XL(.200) TIMING BELT
13	4218670	1	ELEVATOR DC MOTOR-220 RPM
14	4218674	2	BELT FIXING BRACKET TOP
15	4218675	2	BELT FIXING BRACKET BOTTOM
16	4218676.000330	1	ELEVATOR STOPPER BRACKET-LH
17	4218676.001330	1	ELEVATOR STOPPER BRACKET-RH
18	4218679	2	LOWER PULLEY SHAFT- Ø 5/16"
19	4218683	1	SS ROD Ø 5/16"
20	4218696	1	SHAFT COUPLING Ø 5/16"
21	4218934	1	FLANGE BEARING
22	4219019	1	SNAP-FIT SWITCH
23	4219023.000330	1	HARNESS TRACK BRACKET
24	4219179	1	ELEVATOR MOTOR COVER
25	1218137	1	IVEND/REED SWITCH HARNESS
26	4219242	6	#4 X .25 FPH SMS TYPE AB
27	4219269	2	FLAT PULLEY
28	4219491.001	2	RAIL – 52" LONG
29	4219604	12	8-32 X 3/8 UNDERCUT FH MS ZN
30	1218096	1	DELIVERY BUCKET ASSEMBLY <a href="#">SEE PAGE # 12</a>
31	4219635.000330	1	HARNESS TRACK SUPPORT BRACKET
32	8801080	2	E-RING, Ø 5/16"
33	4219605	4	8-32 NICKEL PLATED ACORN NUT
34	4219136	4	10-24 X 1/4 PHIL PH MS
35	4219491.002	2	CARRIAGE
36	4219201	1	ELEVATOR ADVERTISING PANEL
37	4050240	AR	8-32 X 3/8" PHIL PH MS
38	4210384	2	8-32 HEX NUT W/NYLON INSERT

\* SPECIFY COLOR  
AR AS REQUIRED

† SPECIFY VOLTAGE/ HEATED/UN-HEATED  
†† SPECIFY SOFTWARE VERSION

## LEFT SIDE LED ASSEMBLY



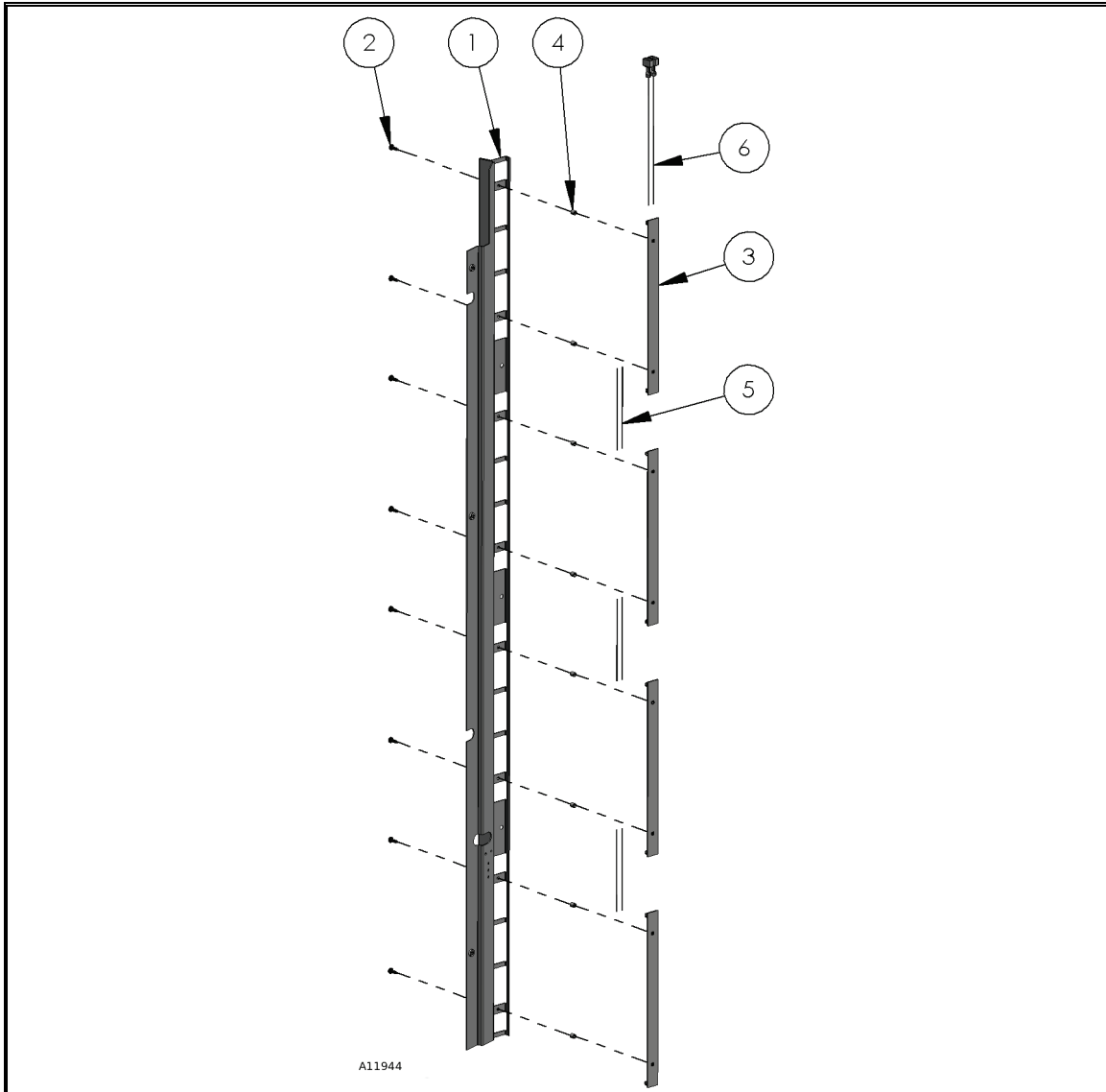
### LEFT SIDE LED ASSEMBLY PARTS LIST

ITEM NO.	PART NUMBER	3557	DESCRIPTION
1	1218400.000330	1	LED MOUNT ASSEMBLY-LH
2	4215561.019	8	SNAP RIVET/BLACK 1/8
3	4216544	4	LED LIGHT ENGINE
4	4216676	8	NYLON SPACER 1/8 X 3/16
5	4216693.004	6	20 GA WIRE/BLACK-3.75"
6	4216691	2	. TAB WIRE ASSEMBLY - 6"

\* SPECIFY COLOR  
AR AS REQUIRED

† SPECIFY VOLTAGE/ HEATED/UN-HEATED  
†† SPECIFY SOFTWARE VERSION

## RIGHT SIDE LED ASSEMBLY



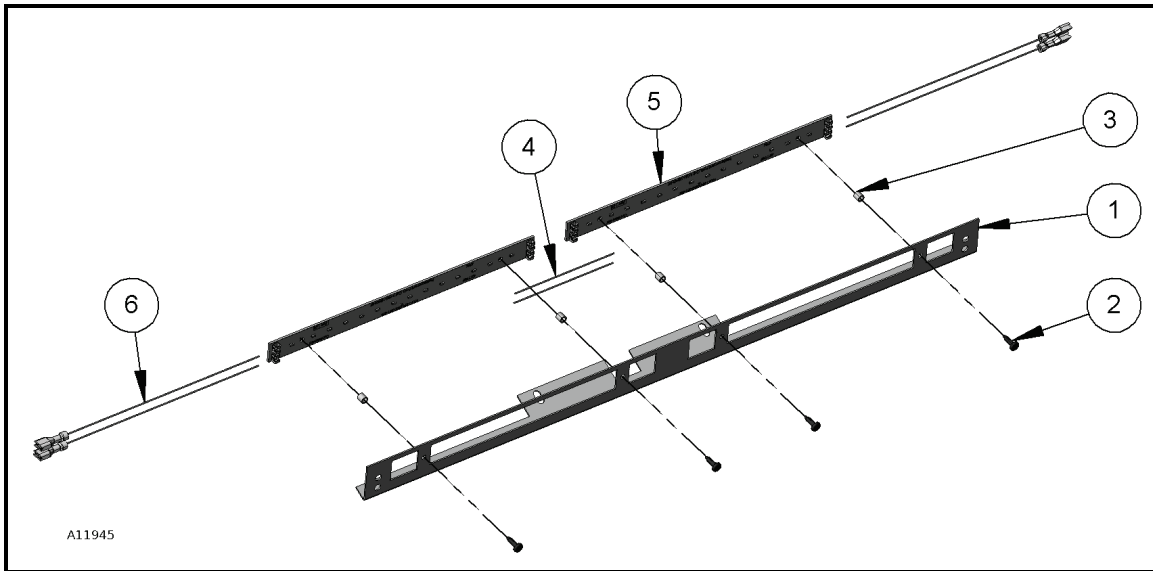
### RIGHT SIDE LED ASSEMBLY PARTS LIST

ITEM NO.	PART NUMBER	3557	DESCRIPTION
1	1218399.000330	1	LED MOUNT ASSEMBLY-RH
2	4215561.019	8	SNAP RIVET/BLACK 1/8
3	4216544	4	LED LIGHT ENGINE
4	4216676	8	NYLON SPACER 1/8 X 3/16
5	4216693.004	6	20 GA WIRE/BLACK-3.75"
6	4216691	2	TAB WIRE ASSEMBLY 6"

\* SPECIFY COLOR  
AR AS REQUIRED

† SPECIFY VOLTAGE/ HEATED/UN-HEATED  
†† SPECIFY SOFTWARE VERSION

## TOP LED ASSEMBLY



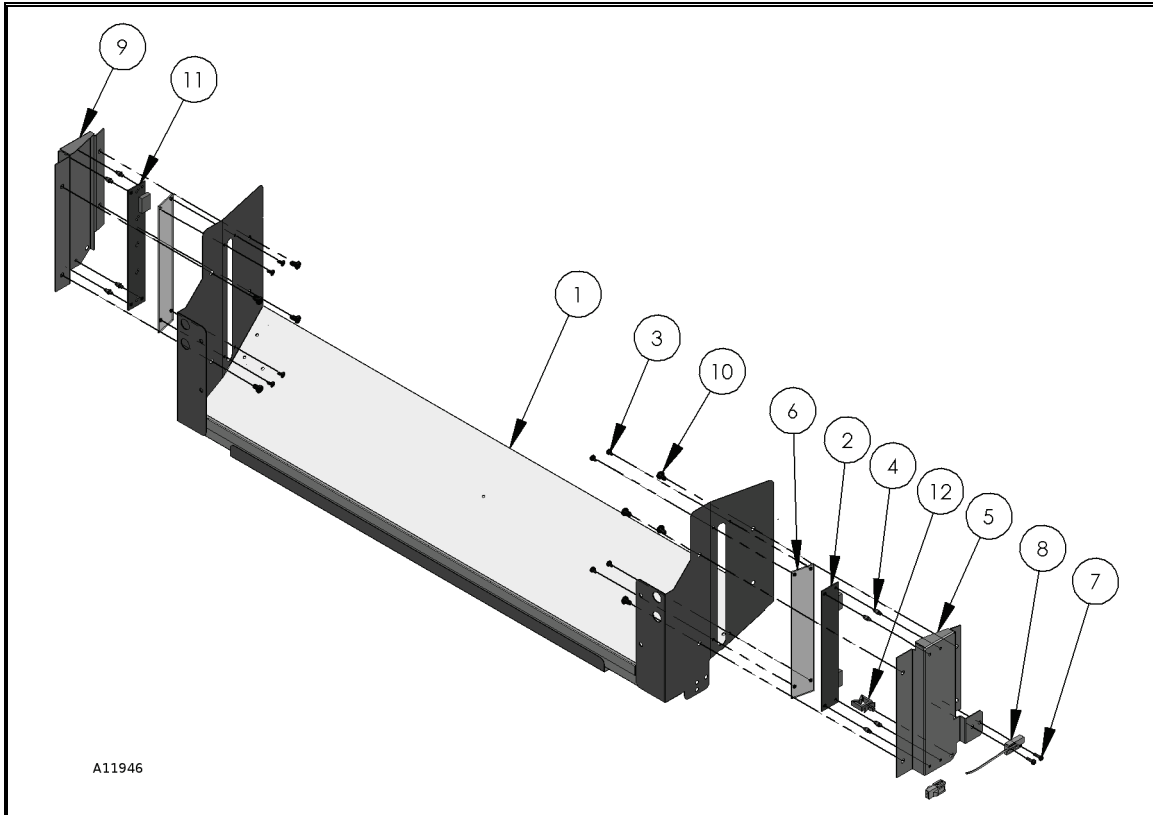
### TOP LED ASSEMBLY PARTS LIST

ITEM NO.	PART NUMBER	3557	DESCRIPTION
1	4219096.000330	1	TOP LED BRACKET
2	4215561.019	4	SNAP RIVET/BLACK 1/8
3	4216676	4	NYLON SPACER 1/8 X 3/16
4	4216693.003	2	20 GA WIRE/BLACK-3"
5	4217707	2	DUAL LED LIGHT ENGINE
6	4216692	4	.187 WIRE ASSEMBLY-10"

\* SPECIFY COLOR  
AR AS REQUIRED

† SPECIFY VOLTAGE/ HEATED/UN-HEATED  
†† SPECIFY SOFTWARE VERSION

## DELIVERY BUCKET ASSEMBLY



### DELIVERY BUCKET ASSEMBLY PARTS LIST

ITEM NO.	PART NUMBER	3557	DESCRIPTION
1	1218010.000330	1	DELIVERY BUCKET WELD
2	4212464.015	1	DELIVERY SENSOR/COMP/COATED/ELEVATOR
3	4215561.015	8	SNAP RIVET/BLACK 1/8
4	4218966	8	BOARD STANDOFF
5	4218983.001330	1	DELIVERY SENSOR & REED SWITCH BRACKET
6	4219405	2	I-VEND SENSOR COVER
7	8800024	2	4-40X3/8 PHIL PH MS
8	1218166	1	REED SWITCH HARNESS
9	4218984.000330	1	DELIVERY SENSOR BRACKET
10	4215561.036	8	SNAP RIVET/BLACK 3/16
11	4212464.010	1	DELIVERY SENSOR/COMPLETE/COATED

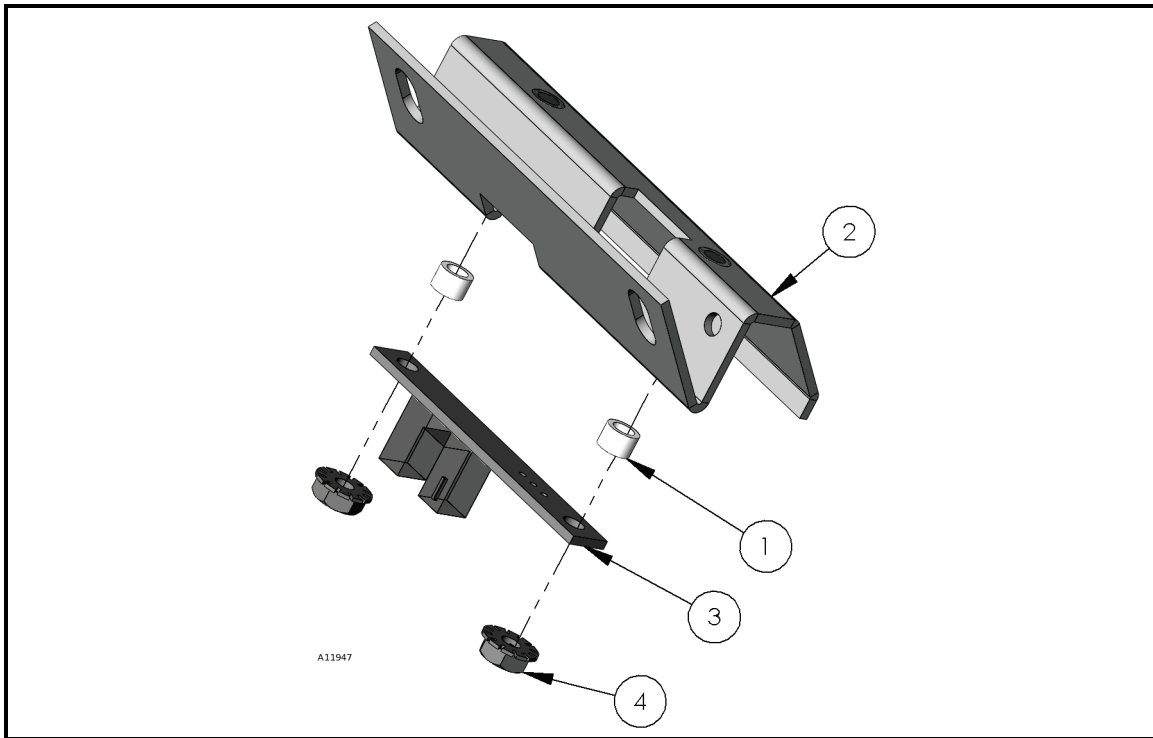
### LIST OF PARTS NOT SHOWN

12	4219859	1	PRODUCT DETECTOR INTERCONNECTING CABLE
----	---------	---	--

\* SPECIFY COLOR  
AR AS REQUIRED

† SPECIFY VOLTAGE/ HEATED/UN-HEATED  
†† SPECIFY SOFTWARE VERSION

## OPTICAL SENSOR ASSEMBLY



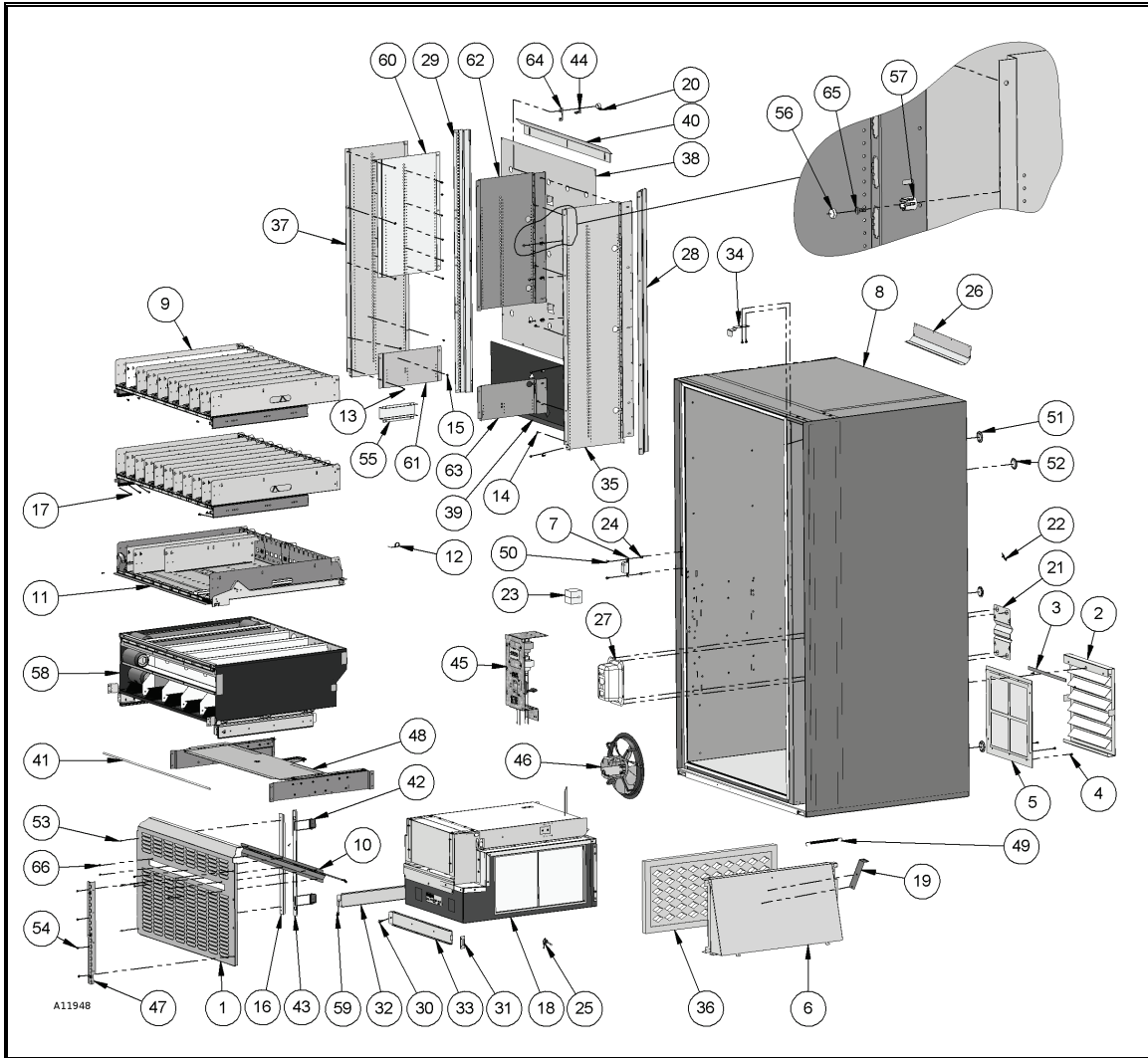
### OPTICAL SENSOR ASSEMBLY PARTS LIST

ITEM NO.	PART NUMBER	3557	DESCRIPTION
1	4216676.001	2	NYLON SPACER 1/8 X 3/16
2	4219016.001330	1	OPTICAL SWITCH PCB BRACKET
3	4219020	1	OPTICAL SWITCH PCB
4	8800954	2	4-40 HEX NUT W/ETW

\* SPECIFY COLOR  
AR AS REQUIRED

† SPECIFY VOLTAGE/ HEATED/UN-HEATED  
†† SPECIFY SOFTWARE VERSION

## CABINET ASSEMBLY



### CABINET ASSEMBLY PARTS LIST

ITEM NO.	PART NUMBER	3557	DESCRIPTION
1	4218858	1	STORAGE SECURITY COVER
2	1217220	1	BACK SCREEN COVER ASSEMBLY
3	4209845	2.3 FT	PROTECTIVE WNDW SEAL 1/2"
4	8800638	6	10-16X3/8 PHL PH TYPE
5	1217222	1	SCREEN WELD
6	1217911	1	INTAKE HOOD FILTER RACK
7	1218000	1	LATCH MOUNT ASSEMBLY
8	*1217691	1	CABINET FOAM ASSEMBLY
9	1217773	1	COMMON STEEL TRAY ASSEMBLY <a href="#">SEE PAGE # 17</a>
10	1218270	1	LED ASSEMBLY-ELEVATOR DELIVERY <a href="#">SEE PAGE # 23</a>
11	1217679	1	C & B TRAY ASSEMBLY <a href="#">SEE PAGE # 19</a>

\* SPECIFY COLOR  
AR AS REQUIRED

† SPECIFY VOLTAGE/ HEATED/UN-HEATED  
†† SPECIFY SOFTWARE VERSION



ITEM NO.	PART NUMBER	3557	DESCRIPTION
12	4033712	4	CABLE TIE 7 3/8"
* 13	4050239	25	8-32X3/8 PHL PH TY-T
* 14	4050241.001	10	8-18X 3/4 PHIL PD/BLACK
* 15	4050420.001	10	8-18X1/4 PHIL HWH TY-/BLACK
16	4219634	1	STORAGE SECURITY DOOR BAC
17	4050423	6	8-18X3/8 PHIL PH TY-A
18	1218142	1	REFER MODULE-1/3HP/110VAC <a href="#">SEE PAGE # 28</a>
19	4219790	1	DOOR SPRING RETAINER
20	8324099.1	1	CLAMP - 3/8 X 3/16
21	4213448	1	CONNECTION BOX COVER
22	4213784	1	PUSH BUTTON WIRE TIE
23	4214006	1	HARNESS INSUL BLOCK
24	4215383	2	10-24 HEX NUT INSERT
25	4215633.001	2	SMALL BINDER CLIP
26	4215799	1	AIR BAFFLE BACK
27	4216393.000330	1	CONNECTION BOX
28	4217340	1	RIGHT BACK RAIL SUPPORT
29	4217341	1	LEFT BACK RAIL SUPPORT
30	4217354	1	1/4-20 X 5/8 PHL PH
31	4217512	2	REFER HOLD DOWN RETAINER
32	4217513	1	SIDE REFER HOLD DOWN
33	4217514	1	FRONT REFER HOLD DOWN
34	4217698	1	SWITCH ACTIVATOR
35	4218716	1	RAIL MOUNT-RH
36	4218114	1	AIR FILTER (12x25x1)
37	4218715	1	RAIL MOUNT-LH
38	4217498	1	SZ AIR BLOCK(5W)
39	4217496	1	BOTTOM AIR BLOCK(5W)
40	4217386	1	AIR DEFLECTOR(5W)
41	4218849	1	PRODUCT DEFLECTOR ROD
42	4218850	2	MAGNETIC LATCH
43	4218859	1	L BRACKET STOPPER
44	4214684	1	TEMPERATURE SENSOR
45	1218077	1	ELEVATOR POWER BOX ASSEMBLY <a href="#">SEE PAGE # 26</a>
46	1216861	1	CONDENSOR FAN ASSEMBLY/110VAC <a href="#">SEE PAGE # 32</a>
47	4219296	1	SECURITY DOOR HINGE
48	<a href="#">SEE PAGE # 24</a>	1	BAFFLE ASSEMBLY
49	8361468	1	SPRING BAR RETAINER
50	8800829	2	10-24X3/8 PHL TH W/ET
51	7250135.000	3	HOLE PLUG, BP-1 3/8"
52	7250135.010	1	HOLE PLUG 1 1/4
53	4050667.001	3	1/8X .125 POP RIVET B BLACK
54	4050423.001	AR	8-18 X 1/2 PHIL PH TYP A- BLACK
55	4219949.000330	1	FILLER BRACKET C/B TRAY

\* SPECIFY COLOR  
AS REQUIRED

† SPECIFY VOLTAGE/ HEATED/UN-HEATED  
‡ SPECIFY SOFTWARE VERSION

ITEM NO.	PART NUMBER	3557	DESCRIPTION
56	4218906	5	MAGNET 3/8" DIA X 1/8"
57	4219173	5	TRAY MAGNET MOUNT
58	<a href="#">SEE PAGE # 21</a>	1	HIGH CAPACITY CAN TRAY (HCCT) ASSEMBLY
59	4212937.016	1	THREAD INSERT, 1/4-20
60	4218699	1	SHORTER RAIL MOUNT TOP-LH
61	4219958	1	SHORTER RAIL MOUNT BOTTOM-LH
62	4218700	1	SHORTER RAIL MOUNT TOP-RH
63	4219959	1	SHORTER RAIL MOUNT BOTTOM-RH
64	4219708	1	SENSOR MOUNT
65	4050120	5	6-32 X 5/16 PHIL PH TYP 23
66	4215561.036	6	SNAP RIVET/BLACK 3/16

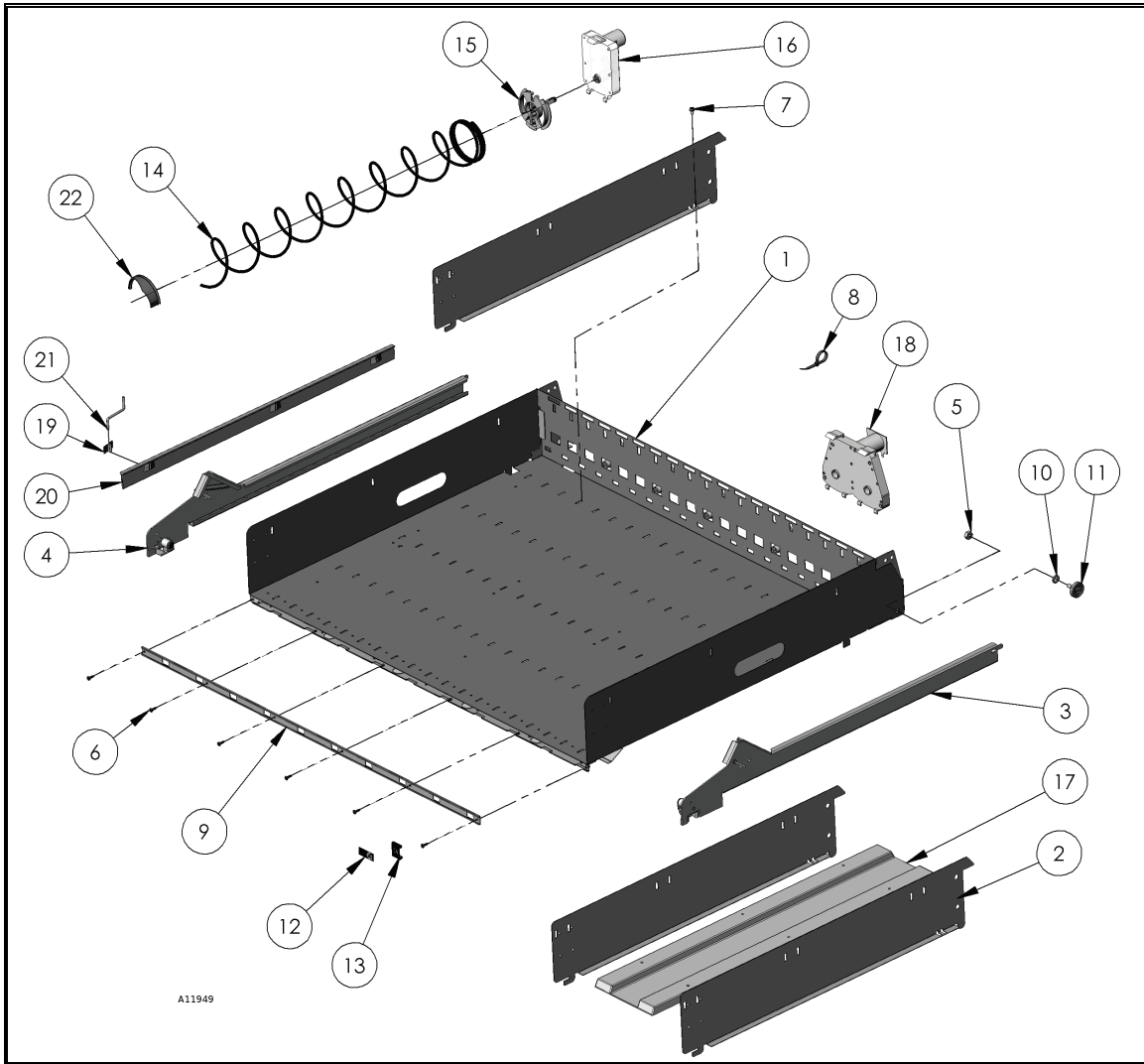
**LIST OF PARTS NOT SHOWN**

67	4219087	1	MOTOR MATRIX CABINET HARNESS
68	4216298	1	POWER HARNESS
69	4219492	1	LED POWER HARNESS - SECURITY DOOR
70	4219109	1	OPTICAL SWITCH HARNESS
71	4219118	1	MOTOR/ENCODER/DETECTOR HARNESS
72	4219869	1	CENTER SEAL 2 POS C FOR TEMPERATURE SENSOR

\* SPECIFY COLOR  
AR AS REQUIRED

† SPECIFY VOLTAGE/ HEATED/UN-HEATED  
†† SPECIFY SOFTWARE VERSION

## COMMON STEEL TRAY ASSEMBLY



### COMMON STEEL TRAY ASSEMBLY PARTS LIST

ITEM NO.	PART NUMBER	3557	DESCRIPTION
1	1218407.000330	AR	TRAY WELD
	1217353.000330	AR	
2	4209261.001330	AR	TRAY DIVIDER
	4219999.000330	AR	
3	1215925	AR	RAIL ASSEMBLY LONG RIGHT
4	1215925.001	AR	RAIL ASSEMBLY LONG LEFT
5	4216407	AR	1/4-20 HEX NUT W/NYLON INSERT
6	4215561.014	AR	SNAP RIVET
7	4050420	AR	8-18X1/4 PHIL HWH TYP -A
8	4203509	AR	CABLE TIE
9	4217474	AR	LABEL HOLDER

\* SPECIFY COLOR  
AR AS REQUIRED

† SPECIFY VOLTAGE/ HEATED/UN-HEATED  
†† SPECIFY SOFTWARE VERSION

ITEM NO.	PART NUMBER	3557	DESCRIPTION
10	4219379	AR	FLAT WASHER
11	4219392	AR	ROLLER ASSEMBLY
12	4217483	AR	SELECTION INDENT SHEET
13	<a href="#">SEE PAGE # 34</a>	AR	PRICE SCROLL/.40 TO 2.35
14	<a href="#">SEE PAGE # 33</a>	AR	SPIRALS
15	4216378	AR	SPIRAL ADAPTER
16	4216379.004	AR	MOTOR SNAP-IN 360 DEG
17	4220006	AR	SPIRAL CHANNEL
18	4217527	AR	DUAL MOTOR-SNAP IN
19	4200281	AR	SPRING CLIP
20	8370660.5	AR	SPACER
21	8370998	AR	SUPPORT-SPACER
22	4025748	AR	PRODUCT EJECTOR-CCW-BLACK

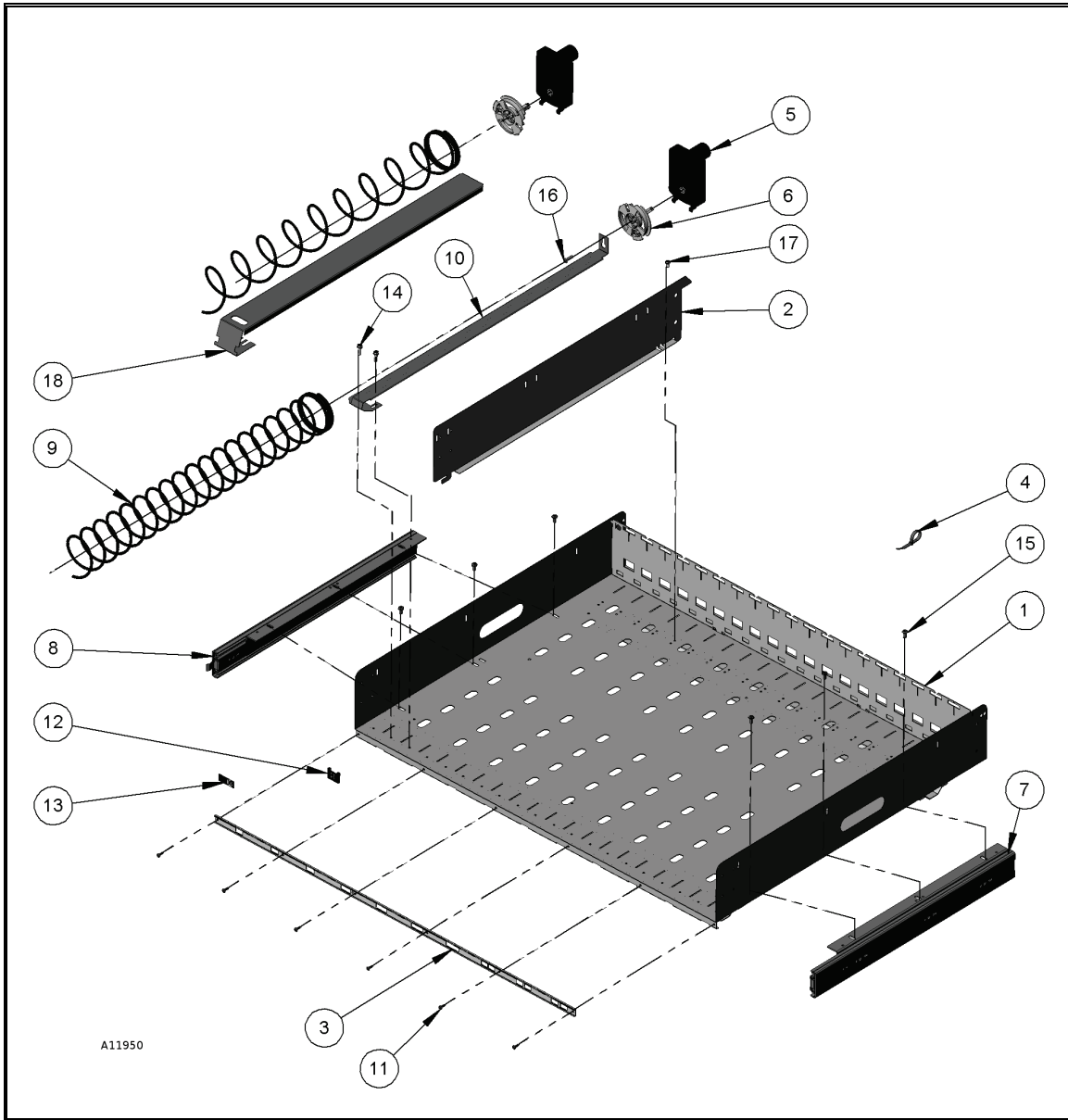
**LIST OF PARTS NOT SHOWN**

23	4214343.005	AR	TRAY HARNESS 5W
----	-------------	----	-----------------

\* SPECIFY COLOR  
AR AS REQUIRED

† SPECIFY VOLTAGE/ HEATED/UN-HEATED  
†† SPECIFY SOFTWARE VERSION

## CAN & BOTTLE TRAY ASSEMBLY



### CAN & BOTTLE TRAY ASSEMBLY PARTS LIST

ITEM NO.	PART NUMBER	3557	DESCRIPTION
1	1217497.000330	AR	TRAY WELD (5W) (10 SELECTION)
	1217707.000330	AR	TRAY WELD (5W) (9 SELECTION)
2	4209261.001330	AR	TRAY DIVIDER
3	4217474.001	AR	LABEL HOLDER (5W) (10 SELECTION)
	4217474.002		LABEL HOLDER (5W) (9 SELECTION)
4	4203509	AR	CABLE TIE
5	4216379.004	AR	MOTOR SNAP-IN 360 DEG
6	4216378	AR	SPIRAL ADAPTER

\* SPECIFY COLOR  
AR AS REQUIRED

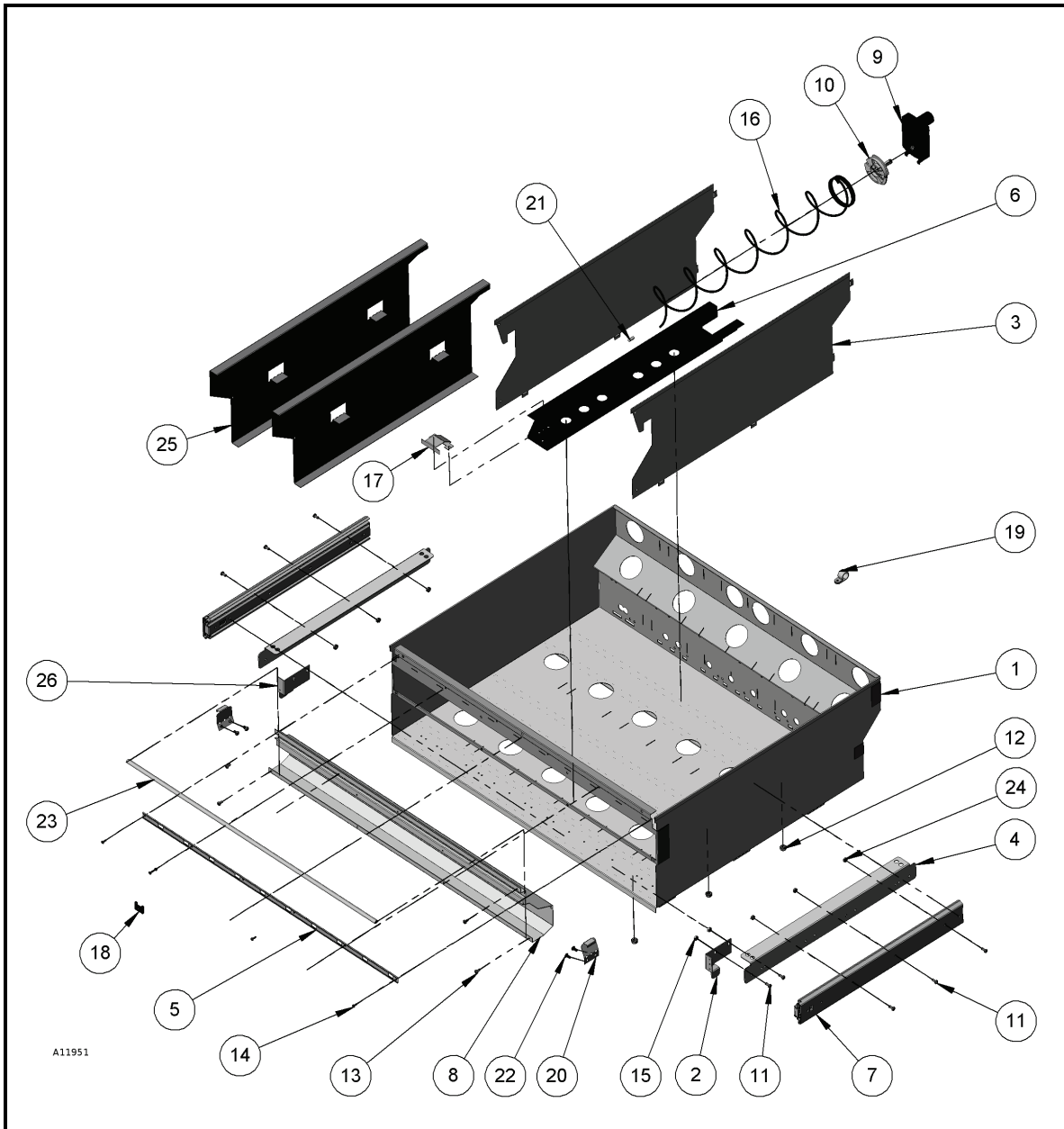
† SPECIFY VOLTAGE/ HEATED/UN-HEATED  
†† SPECIFY SOFTWARE VERSION

ITEM NO.	PART NUMBER	3557	DESCRIPTION
7	4216381	AR	ROLLER SLIDE LEFT
8	4216381.001	AR	ROLLER SLIDE RIGHT
9	<a href="#">SEE PAGE # 33</a>	AR	AUGER – PRODUCT
10	4218723	AR	RISER
11	4215561.019	AR	SNAP RIVET/BLACK 1/8
12	<a href="#">SEE PAGE # 34</a>	AR	PRICE SCROLL
13	4217483	AR	SELECTION INDENT SHEET
14	4050423.001	AR	8-18X3/8 PHIL PH TY-A/BLACK
15	4050420.001	AR	8-18X1/4 PHIL HWH TY-/BLACK
16	4050423	AR	8-18X3/8 PHIL PH TY-A/BLACK
17	4050420	AR	8-18X1/4 PHIL HWH TYP-A
18	4206251.000309	AR	PROD TRAY SPACER-BLACK

\* SPECIFY COLOR  
AR AS REQUIRED

† SPECIFY VOLTAGE/ HEATED/UN-HEATED  
†† SPECIFY SOFTWARE VERSION

## HIGH CAPACITY CAN TRAY (HCCT) ASSEMBLY



### HCC TRAY ASSEMBLY PARTS LIST (OPTIONAL)

ITEM NO.	PART NUMBER	3557	DESCRIPTION
1	1218021.000330	AR	HCC TRAY WELD (5W)
2	4218689.000330	AR	HCCT SLIDE STOP
3	4218971.000330	AR	HCCT DIVIDER
4	4214234.000330	AR	DRAWER SLIDE BRACE
5	4217474	AR	LABEL HOLDER (5W)
6	4214092.000330	AR	SPIRAL RETAINER
7	4214233	AR	DRAWER SLIDE

\* SPECIFY COLOR  
AR AS REQUIRED

† SPECIFY VOLTAGE/ HEATED/UN-HEATED  
†† SPECIFY SOFTWARE VERSION

ITEM NO.	PART NUMBER	3557	DESCRIPTION
8	4218729.000330	AR	HCT FRONT BRACE (5W)
9	4216379.004	AR	MOTOR SNAP-IN 360 DEG
10	4216378	AR	SPIRAL ADAPTER
11	4050240	AR	8-32X3/8 PHIL PH MS
12	8800959	AR	1/4-20 HEX NUT W/ETW
13	4050423	AR	8-18X3/8 PHIL PH TY-A
14	4215561.019	AR	SNAP RIVET/BLACK 1/8
15	8800956	AR	8-32 HEX NUT W/ETW
16	4214090.000309	AR	SPIRAL- 8 CT
17	4214910.000330	AR	SPIRAL LIFT
18	<a href="#">SEE PAGE # 34</a>	AR	PRICE SCROLL (4217475.XXX)
19	8324099.4	AR	CLAMP - 3/8 X 3/8
20	4216787	AR	HCT LATCH
21	4050548.001	AR	SCREW COVER-BLACK
22	8800638	AR	10-16X3/8 PHL PH TYPE
23	4215365	AR	D GASKET
24	4050511	AR	8-32 NUT-TWO WAY LOCK
25	4219957	AR	375 ml FILLER
26	4218689.001330	AR	HCCT SLIDE STOP

**LIST OF PARTS NOT SHOWN**

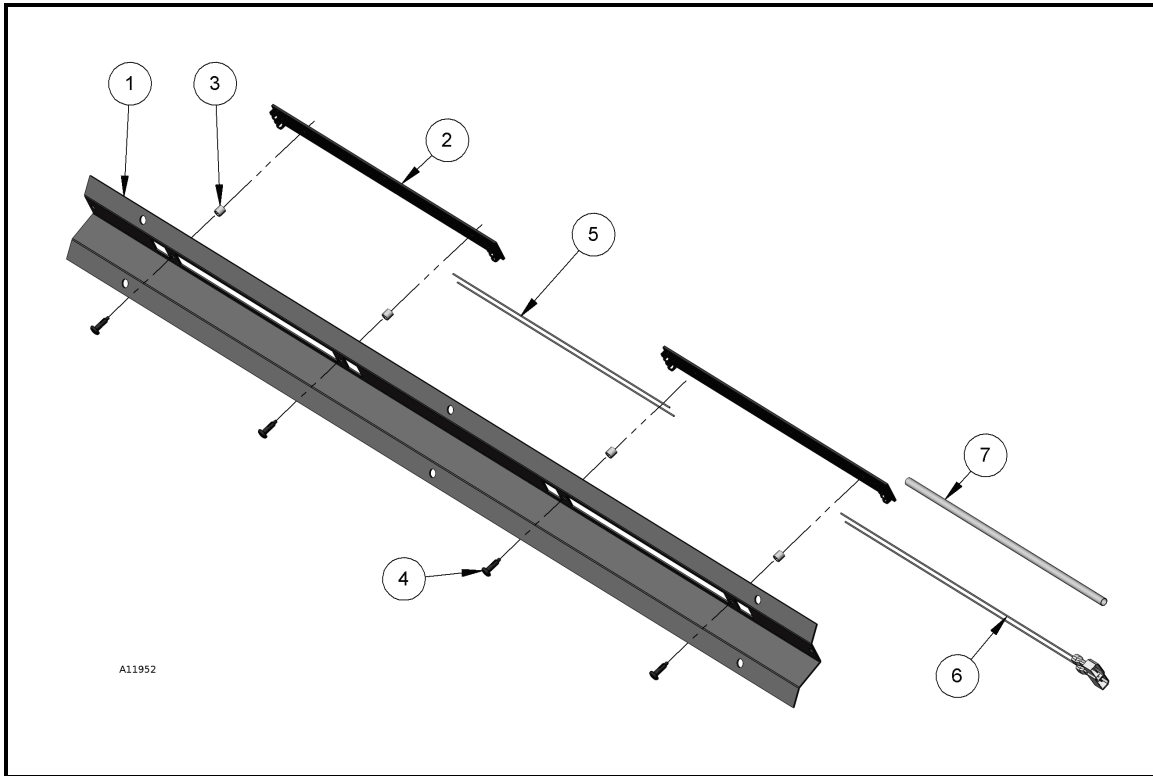
27	4215985	AR	TRAY HARNESS-CAN MECHANISM
----	---------	----	----------------------------

\* SPECIFY COLOR  
AR AS REQUIRED

† SPECIFY VOLTAGE/ HEATED/UN-HEATED  
†† SPECIFY SOFTWARE VERSION



## LED ASSEMBLY-ELEVATOR DELIVERY



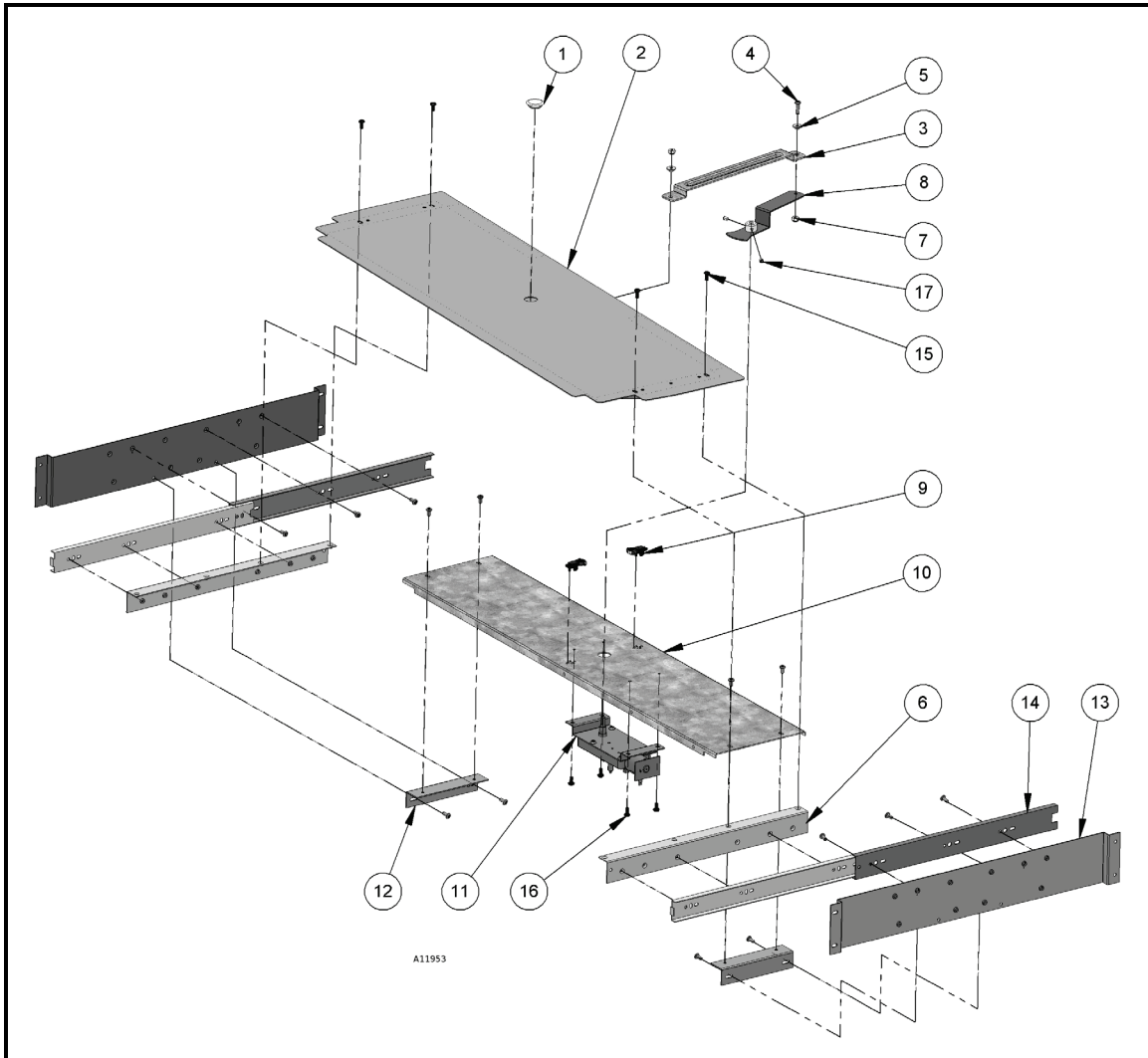
### LED ASSEMBLY- ELEVATOR DELIVERY PARTS LIST

ITEM NO.	PART NUMBER	3557	DESCRIPTION
1	4219465.000330	1	LED BRACKET-ELEVATOR DELIVERY
2	4216544	2	LED LIGHT ENGINE
3	4216676	4	NYLON SPACER 1/8 X 3/16
4	4215561.019	4	SNAP RIVET/BLACK 1/8
5	4216693.011	2	20 GA WIRE/BLACK-7.75"
6	4216691.004	2	TAB WIRE ASSEMBLY - 8.5"
7	4218652.003	1	BLACK PVC TUBING 3/16"

\* SPECIFY COLOR  
AR AS REQUIRED

† SPECIFY VOLTAGE/ HEATED/UN-HEATED  
‡ SPECIFY SOFTWARE VERSION

## BAFFLE ASSEMBLY



A11953

### BAFFLE ASSEMBLY PARTS LIST

ITEM NO.	PART NUMBER	3557	DESCRIPTION
1	7250135.003	1	HOLE PLUG, BPF-3/4"
2	1218210.000330	1	SECURITY BAFFLE WELD
3	4218709	1	SLIDER LINK SECURITY BAFFLE
4	4050251	1	REPL-BN-8-32X5/8 PHIL PH
5	4030100.001	1	BUSHING-SPACER.10
6	4218712.000330	1	SLIDING RAIL MNTG BRACKET-LH
7	4210384	2	8-32 NYLOK NUT
8	1218017.000950	1 1	CRANK & BUSHING ASSEMBLY
<i>IF REPLACING ON MACHINE WITH S/N ≤ 1261194 THEN ALSO REPLACE ITEM #11 (BAFFLE MOTOR 16.5 RPM - 4220017) AND ITEM #17 (10-32 x 1/4" SOCKET SET SCREW - 4220011)</i>			
9	4219019	2	SNAP-FIT SWITCH

\* SPECIFY COLOR  
AR AS REQUIRED

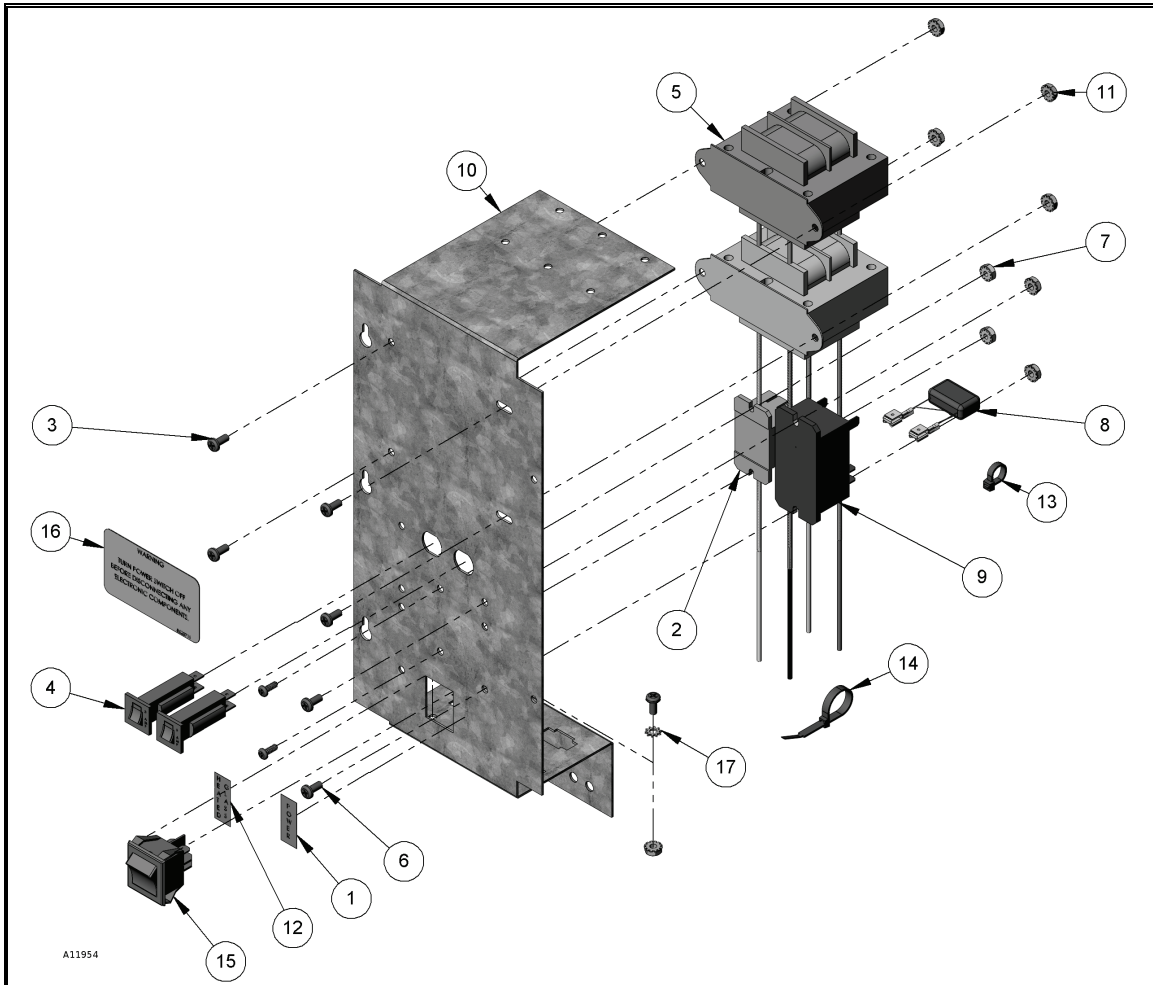
† SPECIFY VOLTAGE/ HEATED/UN-HEATED  
†† SPECIFY SOFTWARE VERSION

ITEM NO.	PART NUMBER	3557	DESCRIPTION	
10	4218713.000330	1	MOTOR FIXING BRACKET	
11	4220017	1	BAFFLE MOTOR (16.5 RPM)	<i>IF REPLACING ON MACHINE WITH S/N ≤ 1261194 THEN ALSO REPLACE ITEM #8 (CRANK &amp; BUSHING ASSEMBLY -1218017.000950) AND ITEM #17 (10-32 x 1/4" SOCKET SET SCREW - 4220011)</i>
12	4219280.000330	2	MOTOR BRACKET SUPPORT	
13	4218740.000330	2	SECURITY BAFFLE MOUNTING BRACKET	
14	4218100	2	TELESCOPIC SLIDE	
15	4050423.001	AR	8-18X3/8 PHIL PH TY-A/BLACK	
16	4050239	4	8-32X3/8 PHL PH TY-T	
17	4220011	1	10-32 x 1/4" SOCKET SET SCREW	<i>SERIAL NUMBER &gt; 1261194</i>
	4050773.000	1	#17 HITCH PIN "OPEN"	<i>SERIAL NUMBER ≤ 1261194</i>

\* SPECIFY COLOR  
AR AS REQUIRED

† SPECIFY VOLTAGE/ HEATED/UN-HEATED  
†† SPECIFY SOFTWARE VERSION

## ELEVATOR POWER BOX ASSEMBLY



### ELEVATOR POWER BOX ASSEMBLY PART LIST

ITEM NO.	PART NUMBER	3557	DESCRIPTION
1	4212527	1	POWER LABEL
2	4216013	1	MINI RELAY SPST, 240V DC
3	4050240	7	8-32 x .375 PHIL PH MS
4	4203467.003	2	3 AMP CIRCUIT BREAKER
5	4206570.000	1	TRANSFORMER 110V / 24V
6	8800060	2	6-32 x 3/8 PHIL PH MS
7	8800955	2	6-32 HEX NUT W/ETW
8	1216357	1	ARC SUPPRESSOR SNUBBER 110V
9	4206643	1	RELAY DPST 24 VAC/DC30A
10	4218939	1	ELEVATOR POWER BOX
11	8800956	7	8-32 HEX NUT W/ETW
12	4212526	1	HEATED GLASS LABEL
13	4033704	2	CABLE TIE

\* SPECIFY COLOR  
AR AS REQUIRED

† SPECIFY VOLTAGE/ HEATED/UN-HEATED  
†† SPECIFY SOFTWARE VERSION

ITEM NO.	PART NUMBER	3557	DESCRIPTION
14	4033712	1	CABLE TIE 7 3/8"
15	4213627	1	SWITCH-DOUBLE POLE
16	8620711	1	POWER SWITCH WARNING
17	4050585	1	#8 EXT TOOTH LOCKWSHR

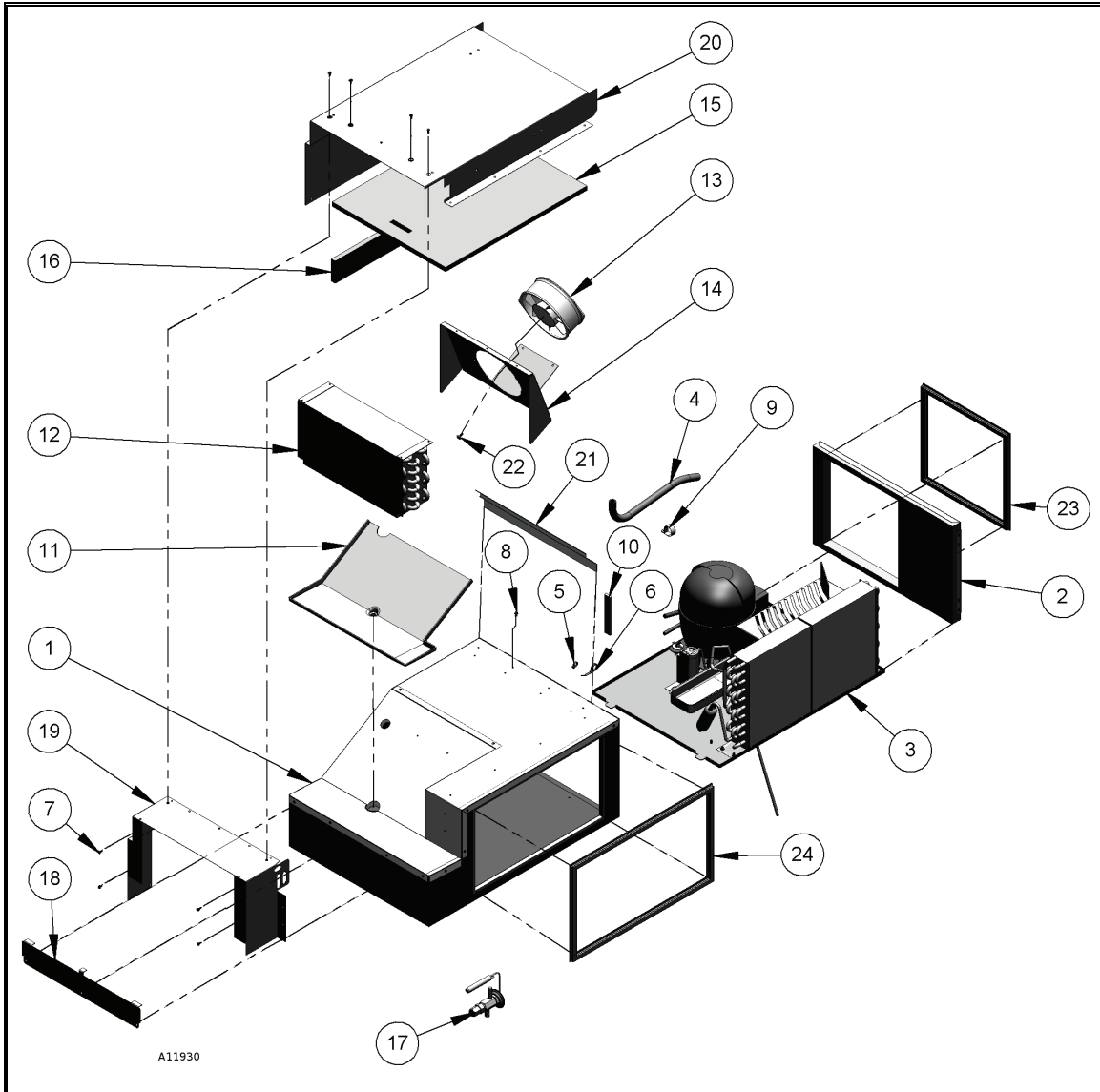
**LIST OF PARTS NOT SHOWN**

18	4217622	1	CABINET CONTROL HARNESS
19	4219088	1	POWER BOX/RELAY SECONDARY HARNESS
20	4217653	1	POWER BOX/RELAY PRIMARY HARNESS
21	4217712	1	DUAL TRANSFORMER JUMPER

\* SPECIFY COLOR  
AR AS REQUIRED

† SPECIFY VOLTAGE/ HEATED/UN-HEATED  
†† SPECIFY SOFTWARE VERSION

## REFRIGERATION MODULE ASSEMBLY (110V & 220)



### REFRIGERATION MODULE PARTS LIST

ITEM NO.	PART NUMBER	3557	DESCRIPTION
1	1218108	1	MODULE-FOAMED
2	1218016	1	REFER BACK COVER ASSEMBLY
3	<a href="#">SEE PAGE # 30</a>	1	REFER BASE ASSEMBLY
4	4025410.500	AR	TUBING MAYON RAW
5	4033704	5	CABLE TIE
6	4033712	4	CABLE TIE 7 3/8"
7	4050180	18	8-18 x 1/2 PHIL PH TEK
8	4050420	20	8-18 x 1/4 PHIL HWH TY
9	4060134	1	PLASTIC WIRE CLAMP 1"

\* SPECIFY COLOR  
AR AS REQUIRED

† SPECIFY VOLTAGE/ HEATED/UN-HEATED  
†† SPECIFY SOFTWARE VERSION

ITEM NO.	PART NUMBER	3557	DESCRIPTION
10	4202255	AR	GASKET 1/4 x3/4 W/ADHESIVE
11	4214818	1	EVAPORATOR DRAIN PAN
12	4214819	1	EVAPORATOR
13	4214996	1	EVAPORATOR FAN MOTOR/110V
	4214996.001	-	EVAPORATOR FAN MOTOR/220V
14	4214997.000330	1	FAN MOUNT
15	4215092	1	AIR DUCT INSULATOR
16	4215092.001	2	AIR DUCT INSULATOR
17	4215110	1	EXPANSION VALVE/ 110V
	4215110.001	-	EXPANSION VALVE/ 220V
18	4215113.000330	1	EVAPORATOR DRAIN PAN HOLDER
19	4215325.000330	1	EVAPORATOR MOUNT
20	4215326.000330	1	EVAPORATOR AIR DUCT
21	4215798.000330	1	AIR BAFFLE FRONT
22	8800833	2	10-32 x 1/2 PHIL W/ETW
23	4218654	1	REFER MODULE GASKET
24	4218654.001	1	REFER MODULE GASKET

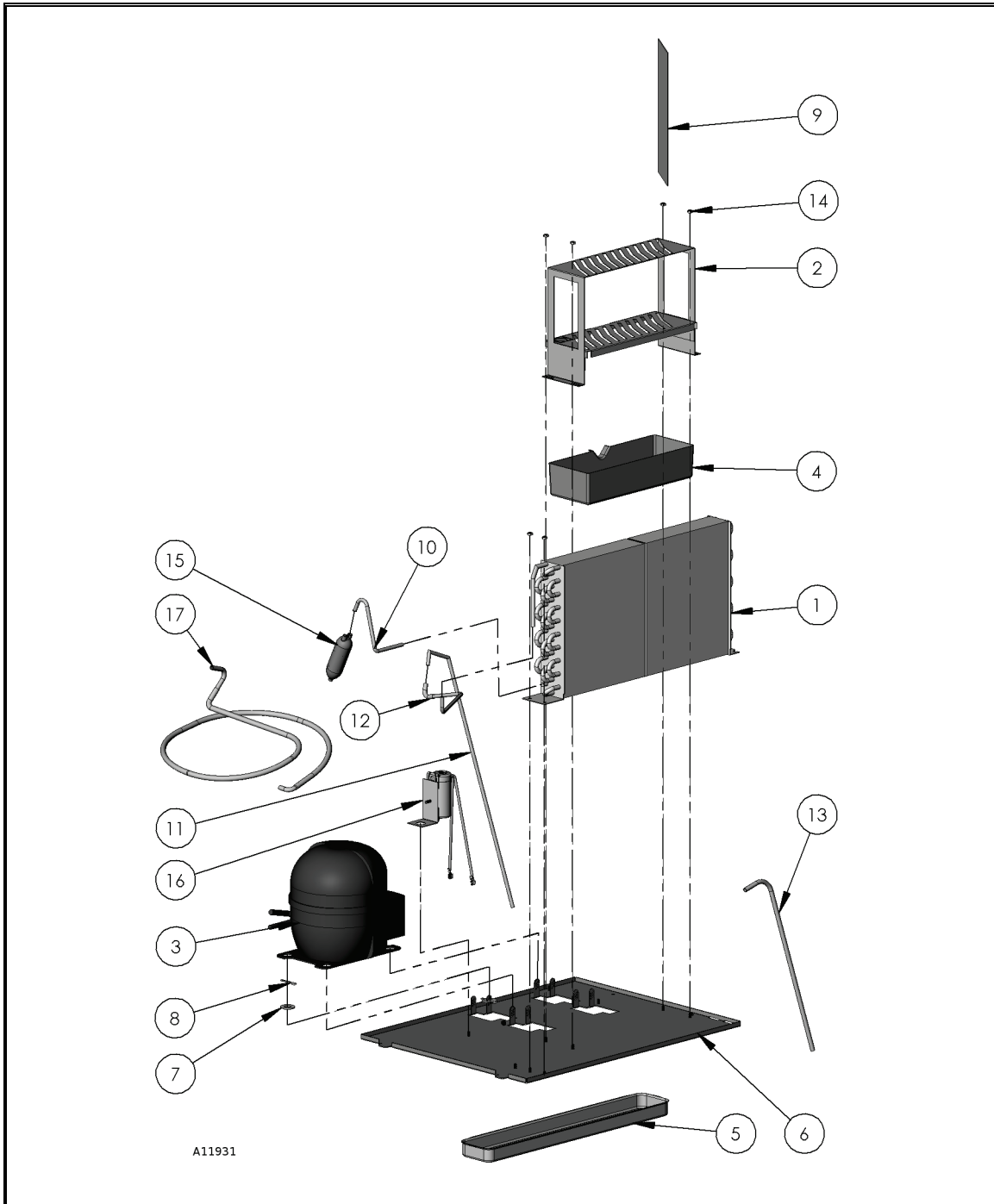
**LIST OF PARTS NOT SHOWN**

25	R .3994	AR	SEAL – MASTIC PERMAGUM
26	4201709	AR	SOLDER SAFE SIL15%
27	4206366.XXX	AR	INSULATION TUBING
28	4212649	AR	ALUM TAPE 2" 50 YD ROLL
29	4212656	AR	5/8 ID INSUL TUBE W/SLIT
30	4214348	1	REFERIGERATION SYSTEM HARNESS
31	4212649.002	AR	ALUMINUM TAPE 4"
32	4205470	AR	R-134A REFRIGERANT
33	4215283	AR	TERMINAL ¼ IN
34	4218268	AR	CORK TAPE
35	4218462	AR	BRAZE 560 PLUX CORE

\* SPECIFY COLOR  
AR AS REQUIRED

† SPECIFY VOLTAGE/ HEATED/UN-HEATED  
‡ SPECIFY SOFTWARE VERSION

## REFRIGERATION BASE ASSEMBLY (110V & 220V)



\* SPECIFY COLOR  
AR AS REQUIRED

† SPECIFY VOLTAGE/ HEATED/UN-HEATED  
†† SPECIFY SOFTWARE VERSION



**REFRIGERATION BASE ASSEMBLY PARTS LIST**

ITEM NO.	PART NUMBER	3557	DESCRIPTION
1	1216651	1	1/3 H.P. CONDENSOR
2	1216968	1	EVAPORATE CARD WELD
3	4213095	1	COMPR / MATS / 110V/ SUPER 1/3
	4219305.001	-	COMPR / MATS / 220V/ SUPER 1/3
4	4215256	1	DRAIN PAN
5	7200623.000	1	EVAPORATOR PAN
6	1216961	1	REFER BASE STAKE ASSEMBLY
7	4050608	8	1/2 FLAT WASHER-ZINC
8	4050773.001	4	#17 HITCH PIN CLIP
9	4214735	12	EVAPORATE CARD
10	4215044	1	CONDENSOR TO DRIER
11	4215045	1	PROCESS TUBE
12	4215046	1	COMPRESSOR TO CONDENSOR
13	4215047	1	COMPRESSOR DISCHARGE
14	8800956	AR	6-32 HEX NUT W/ETW
15	4205468.003	1	DRIER BONDED CORE
16	4218626	1	STARTING CAPACITOR - 110 V
	4212286.001	-	STARTING CAPACITOR - 220V
17	4216941	-	SUCTION LINE WELD (220V ONLY)

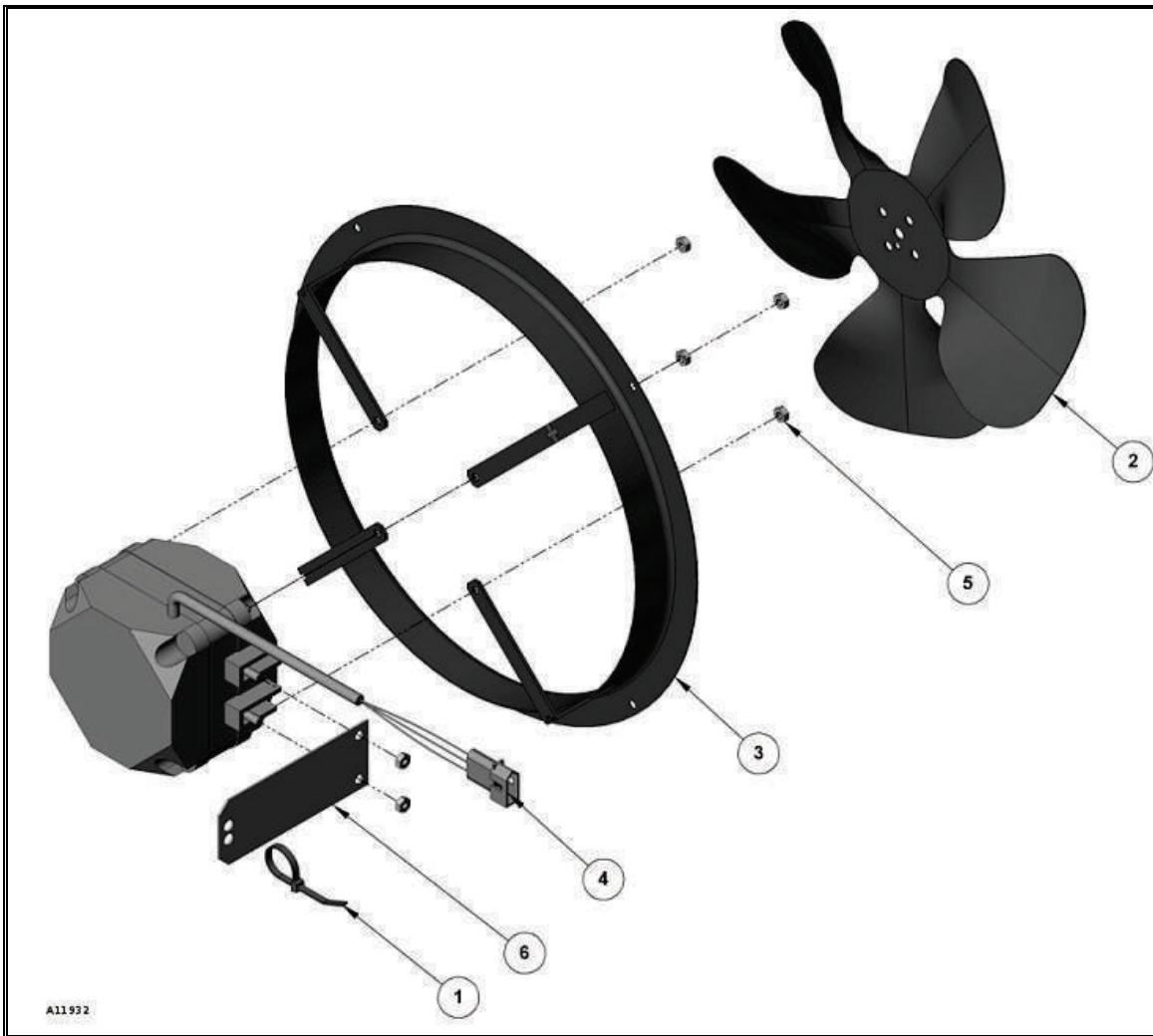
**LIST OF PARTS NOT SHOWN**

18	4205468.003	1	DRIER BONDED CORE
19	4215048	1	SUCTION LINE TO COMPRESSOR
20	4216098	1	1/4" LIQUID LINE
21	4212284	1	START RELAY (1/3 HP) – 110V
	4218385	-	START RELAY (1/3 HP) – 220V
22	4213752	1	OVERLOAD – 110V
	4213752.001	-	OVERLOAD – 220V

\* SPECIFY COLOR  
AS REQUIRED

† SPECIFY VOLTAGE/ HEATED/UN-HEATED  
‡ SPECIFY SOFTWARE VERSION

## CONDENSER FAN ASSEMBLY



### CONDENSER FAN ASSEMBLY PARTS LIST

ITEM NO.	PART NUMBER	3557	DESCRIPTION
1	4033704	1	CABLE TIE 5.6
2	4214313	1	BLADE
3	4214778.001	1	CONDENSOR FAN VENTURI RING
4	4214798	1	16W FAN MOTOR-110VAC
5	4215271	6	M4 X .7 HEX LOCK NUT
6	4215366	1	CONDENSOR FAN CABLE MOUNT

\* SPECIFY COLOR  
AR AS REQUIRED

† SPECIFY VOLTAGE/ HEATED/UN-HEATED  
†† SPECIFY SOFTWARE VERSION

## OPTIONAL SPIRALS

SINGLE SPIRAL - CCW PART NUMBER	DUAL SPIRAL - CW PART NUMBER	SPIRAL SIZE	SPIRAL COUNT	ESTIMATED PRODUCT SIZE INCHES (MM)
4200272.100309	4205532.100309	Candy	15	1.22 (31)
4200272.101309	4205532.101309	Candy	18	1.00 (25)
4200272.102309	4205532.102309	Candy	24	0.71 (18)
4200272.103309	4205532.103309	Candy	30	0.51 (13)
4200272.104309	4205532.104309	Candy	12	1.55 (39)
4200272.105309	4205532.105309	Candy	9	2.10 (53)
4200272.106309	4205532.106309	Candy	6	3.16 (80)
4200272.107309		Snack	10	1.89 (48)
4200272.108309		Snack	12	1.55 (39)
4200272.109309		Snack	15	1.22 (31)
4200272.110309		Snack	7	2.71 (69)
4200272.111309		Snack	8	2.37 (60)
4200272.131309	4205532.131309	Candy	10	1.89 (48)
4200272.132309	4205532.132309	Candy	11	1.72 (44)
4200272.133309		Snack	30	0.51 (13)
4200272.134309	4205532.134309	Snack	18	1.00 (25)
4200272.137309		Snack	11	1.72 (44)
4200272.138309		Snack	6	3.16 (80)
4200272.139309		Snack	5	3.50 (89)
4200272.140309		Snack	12	1.63 (41)
4200272.141309		Candy	29 1/2	0.52 (13)
4200272.142309	4205532.142309	Candy	8	2.37 (60)
4200272.145309	4205532.145309	Candy	5	3.50 (89)
4200272.147309	4205532.147309	Candy	4	4.38 (111)
4200272.148309	4205532.148309	Candy	3	5.80 (147)
4202313.100309		G&M	18/36	1.00 (25)
4202313.102309		G&M	24/48	0.71 (18)
4202313.103309		HiCap	30/60	0.50 (13)
4202313.104309		HiCap	24/48	0.71 (18)
4202313.105309		HiCap	18/36	1.00 (25)
4202313.106309		HiCap	15/30	1.22 (31)
4202313.107309		G&M	20/40	0.86 (22)
4202313.108309		HiCap	12/24	1.55 (39)

\* SPECIFY COLOR  
AR AS REQUIRED

† SPECIFY VOLTAGE/ HEATED/UN-HEATED  
‡ SPECIFY SOFTWARE VERSION

## OPTIONAL PRICE SCROLLS

PRICE SCROLL PART NUMBER	SCROLL PRICE RANGE		COUNTRY
4217475.001	FREE AND .40 TO 2.35	(.05 INCREMENTS)	USA
4217475.002	1.5 TO 21.5	(.50 INCREMENTS)	MEXICO
4217475.003	.25 TO 10.25	(.25 INCREMENTS)	USA
4217475.004	1000 TO 3000	(50 INCREMENTS)	VENEZUELA
4217475.005	3000 TO 5000	(50 INCREMENTS)	VENEZUELA
4217475.006	FREE AND 2.40 TO 6.30	(10 INCREMENTS)	AUSTRALIA
421775.007	1.80 to 3.00	(.05 INCREMENTS)	USA
	3.00 TO 4.60	(.10 INCREMENTS)	

\* SPECIFY COLOR  
AR AS REQUIRED

† SPECIFY VOLTAGE/ HEATED/UN-HEATED  
†† SPECIFY SOFTWARE VERSION

## NOTES

*The contents of this publication are presented for informational purposes only, and while every effort has been made to ensure their accuracy, they are not to be construed as warranties or guarantees, express or implied, regarding the products or services described herein or their use or applicability. We reserve the right to modify or improve the designs or specifications of such products at any time without notice.*



**VendNet™**  
165 North 10th Street  
Waukee, Iowa 50263  
United States of America



	USA & Canada	International
Service	<b>(800) 833-4411</b>	<b>(515) 274-3641</b>
Parts	<b>(888) 259-9965</b>	
Email	<b>vendnet@vendnetusa.com</b>	
Web Site	<b>www.vendnetusa.com</b>	