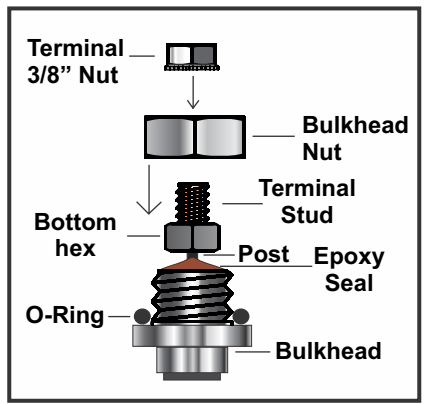
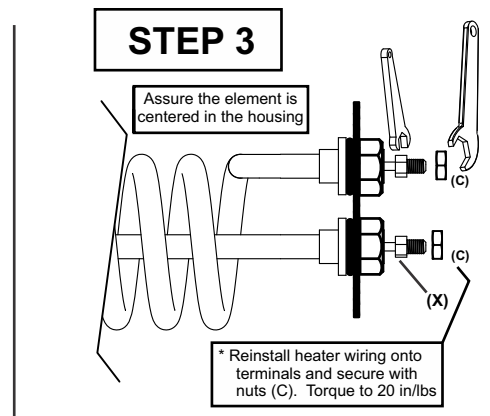
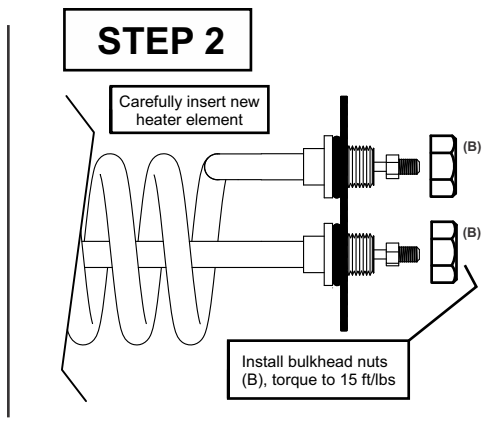
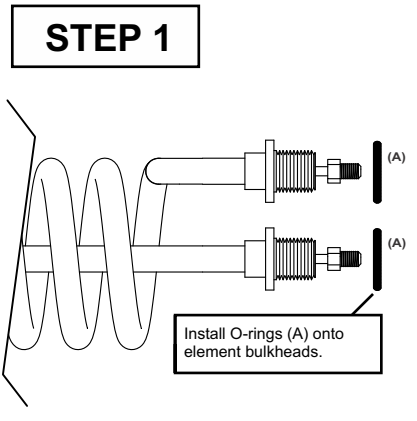


# HEATER ELEMENT REPLACEMENT INSTRUCTIONS

**CAUTION** - After removing the defective element, assure that all inner and outer sealing surfaces are clean and free of debris prior to installing the new o-rings and element or leaks may occur.



**\* WARNING:** Hold the Bottom Hex (x) with an open end wrench when tightening the Terminal Nut to prevent rotation and damage to the epoxy end seal.

- PARTS INCLUDED**
- (A) - 60-0022 - O-Ring (2ea)
  - (B) - 01-0010 - Nut, 1/2"x 20 (2ea)
  - (C) - 01-0035 - Nut, K-Lock #10-32 (2ea)

- TORQUE SETTINGS**
- Bulkhead Nuts = 15 ft/lbs
  - Terminal Nuts = 20 in/lbs