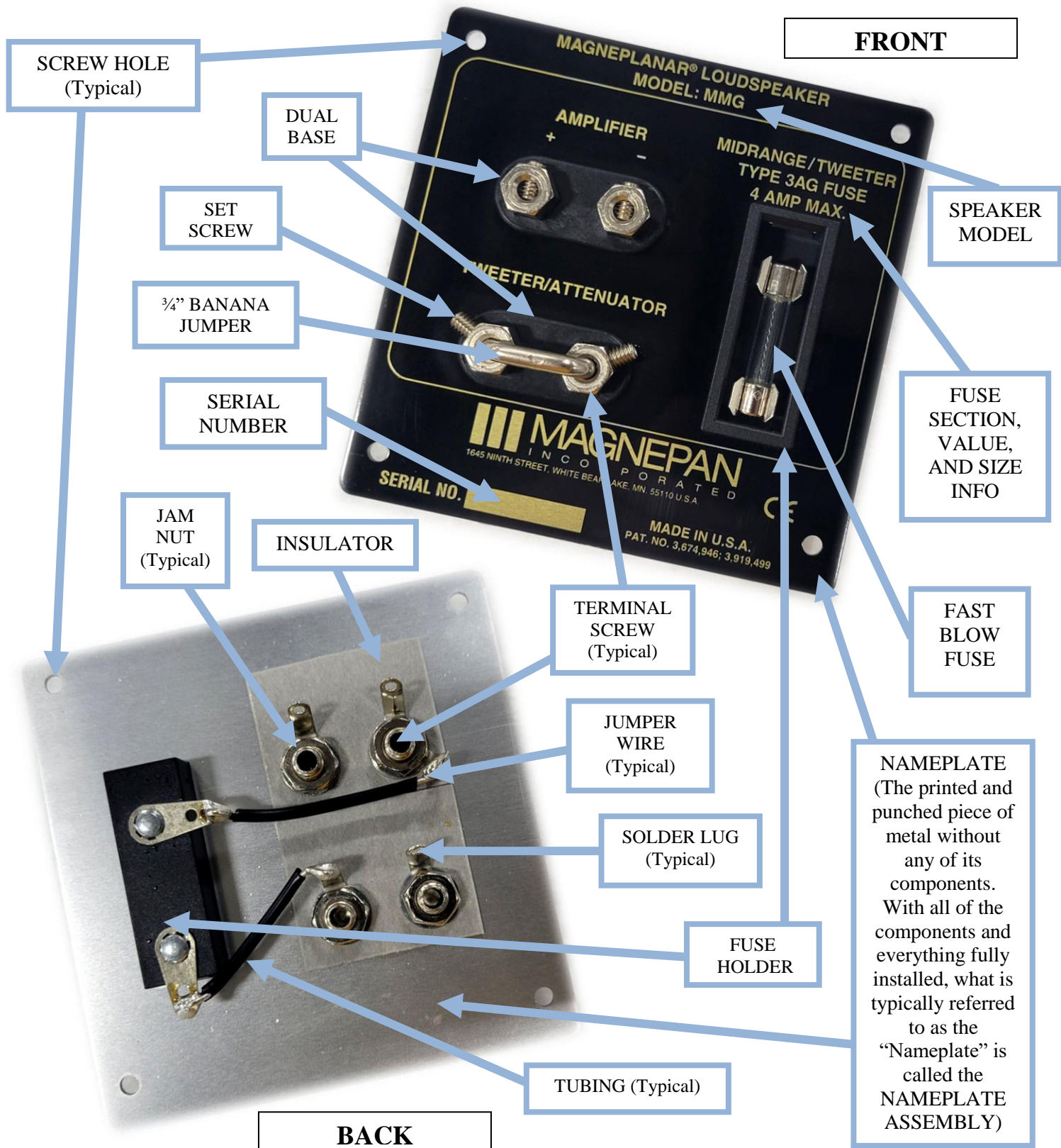



# MAGNEPAN TERMINOLOGY DIAGRAM

## EXAMPLE NAMEPLATE

This diagram is intended to depict and name the significant parts of a Magneplanar Nameplate. Magnepan has been manufacturing speakers, among other products, for over fifty years—as such there are many different models, varieties, shapes, and sizes. This diagram is meant to serve as a general example of this kind of speaker, not necessarily a 100% accurate portrayal. Some features of certain models may be similar; others maybe completely different.




Below are more examples of Magneplanar Nameplates with their unique features called out. As stated before there have been many different Nameplates manufactured over Magnepan's history. Some models even had different styles of Nameplates at the end of their run than what they began with. These examples are here for terminology and understanding, and not as an exhaustive nor in-depth representation of all of Magnepan's Nameplates.




SCREW-DOWN TERMINAL CONNECTOR BLOCK

SEPARATE BASS AND MIDTWEETER INPUTS (Necessitating an EXTERNAL CROSSOVER BOX, or other audio device)




LARGER (Original) HIGH CURRENT TERMINAL CONNECTOR (With Larger SET SCREW) (Typical)



BIWIRE / BIAMP CONNECTION OPTIONAL INPUTS

1" BANANA JUMPER (TYPICAL)



BANANA JACK TERMINAL (Typical)

CIRCUIT DIAGRAM