



THERMINO

xPlus



The future of hot water is here

Thermino xPlus-
the small and
smart alternative
to indirect hot
water cylinders

Space-saving innovation:

Up to 4 x smaller than
conventional hot water
cylinders

**Add heat pump or solar PV at
any time:**

Easy and affordable upgrade to
low carbon efficiency with
Optimino keys

Invigorating showers:

Enjoy the luxury of mains
pressure showers and
on-demand hot water

Hassle-free:

Easy to install and no mandatory
annual maintenance on the
appliance

Super efficient:


Ultra low heat losses

Save money on bills:

Charge off-peak using time of use
tariffs or with free solar electricity

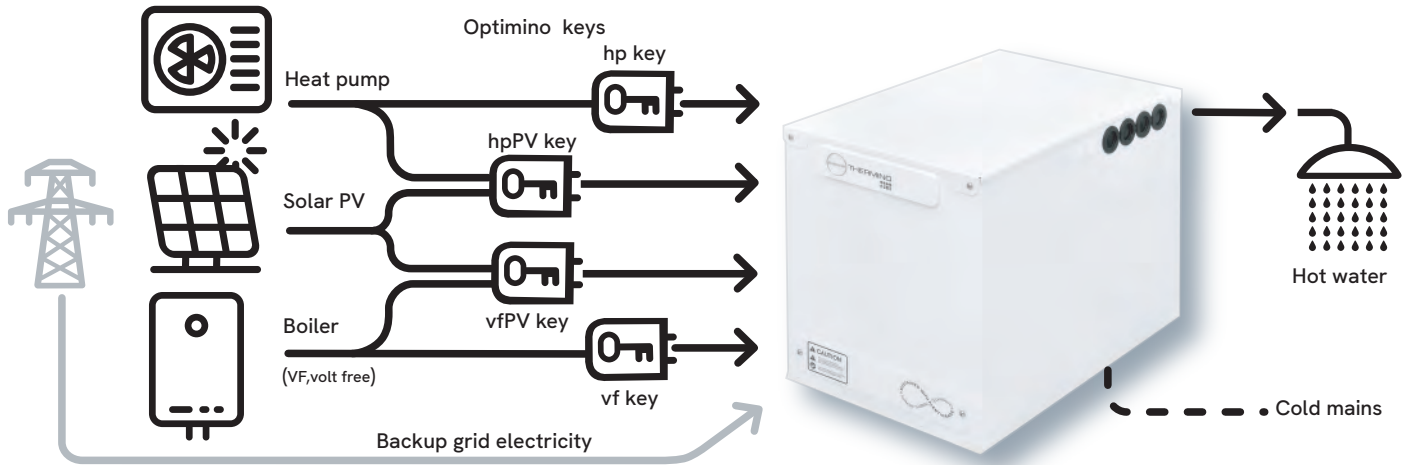
Legionella protection:

Innovative design minimises risk
of Legionella

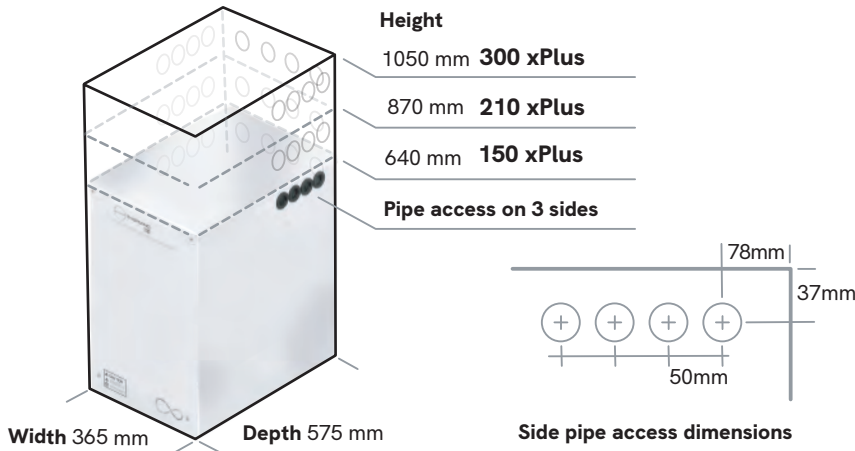


Future proofed with Optimino

How Thermino works




Thermino xPlus Dimensions



Optimino xPlus keys

Thermino technology is **futureproof**. Thermino xPlus can work with boilers, heat pumps and solar PV by adding the correct Optimino key. See chart below for available options and part numbers.



Thermino xPlus technical data

	150 xPlus	210 xPlus	300 xPlus
Part number	DKP-KNW-AVZ-1	DNP-KNW-AVZ-1	DRP-KNW-AVZ-1
Equivalent hot water cylinder size (L)	128	192	256
V40 (L)*	167	271	333
Heat loss rate (kWh/24 (W))	0.67 (28.1)	0.77 (32.1)	0.84 (34.9)
Energy efficiency rating class	A+		
Recommended maximum flow rates (L/min)	15	20	25
Minimum / maximum heat source flow temperature (°C)	65/80		
Minimum mains supply pressure (bar/MPa)	1.5/0.15		
Maximum operating pressure (bar/MPa)	5/0.5		
Recommended TMV temperature (°C)	45-55		
Backup element capacity at 230 V, 50 Hz (W)	2,800		
Product weight in use (kg)	136	187	233

Optimino part numbers

Heat source	HEAT PUMPS						BOILERS
	Daikin	Ecoforest	Phnix	Samsung	Trianco	Vaillant	
Without PV (hp / vf key)	DN01	ET01	PX01	SG01	TO01	VT01	VF01
With PV (hpPV / vfPV key)	DN02	ET02	PX02	SG02	TO02	VT02	VF02

* V40 refers to the volume (in litres) of hot water available at 40°C. NOTE: In line with UK Building Regulations, Sunamp advise the installation of a suitable hot water supply tempering valve at the outlet of the appliance, to prevent the risk of scalding.

** Any product able to accept 230V or a volt-free/dry contact demand signal for charging a hot water cylinder.