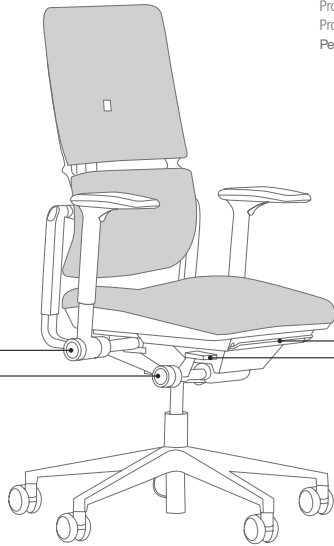


Lumbar tilt tension

Tension lombaire
Härteeinstellung des Lumbalbereichs
Lendensteun
Tension lombare
Tensión lumbar
Tensão lombar
Сила натяжения нижнего (поясничного) отдела спинки

Seat depth

Profondeur d'assise
Sitztiefe
Zitdiepte
Profondità del sedile
Profundidad del asiento
Profundidade do assento
Регулировка глубины сиденья



Tilt tension

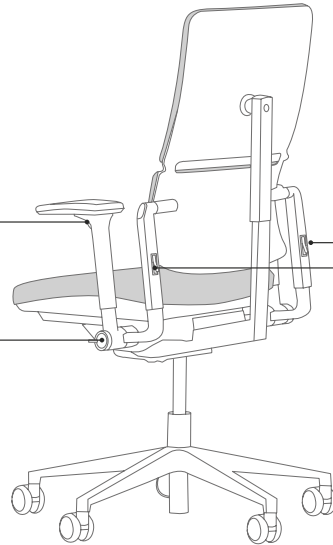
Tension de basculement
Härteeinstellung der Rückenlehne
Neiging van de rugleuning
Tensione di oscillazione
Tensión de basculación
Tensão de baculação
Сила натяжения верхнего отдела спинки

Seat height

Hauteur d'assise
Sitzhöhe
Zithoogte
Altezza del sedile
Altura del asiento
Altura do assento
Регулировка высоты сиденья

Armrest height, depth, pivot and width

Hauteur, profondeur, largeur et angle des accotoirs
Höhen, breiten, tiefen und winkelverstellbare armlenhen
Hoogte, breedte, hoek en diepte van de armleneningen
Altezza, apertura, rotazione e profondità dei braccioli
Altura, profundidad, ángulo y anchura de los brazos
Altura, largura, rotação e profundidade dos braços
Высота, ширина, вращение, глубина регулируемых подлокотников



Variable back stop / Tilt limiter

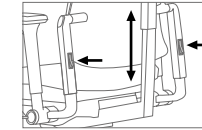
Limiteur de basculement
Begrenzung der Rückenlehne
Neigheokbegrenzer van de rugleuning
Limitatore di basculamento
Limitador de basculación
Limitador de basculação
Ограничитель откидывания спинки

Back height

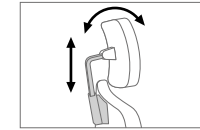
Hauteur du dossier
Höhe der Rückenlehne
Hoogte van de rugleuning
Altezza schienale
Altura del respaldo
Altura da costa
Регулировка высоты спинки

Please Controls

BACKREST

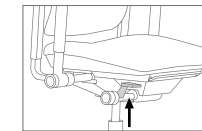


Back height

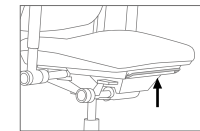


Headrest height and pivot

SEAT

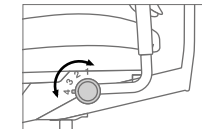


Seat height

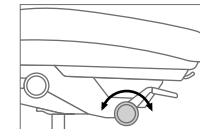


Seat depth

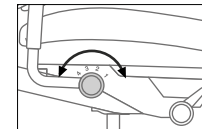
MECHANISM



Variable back stop / Tilt limiter

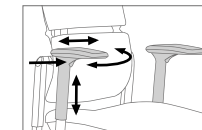


Tilt tension



Lumbar tilt tension

ARMRESTS



Armrest height, depth, pivot and width

CASTORS

The choice of castors depends upon the type of flooring the chair will be used on - for hard floors (such as stone, wood, laminate, linoleum etc) select a soft castor. On soft flooring (carpet etc) select a hard castor.

WARRANTY

Please be aware that the product should be used as an office work chair only: any other use can be dangerous for your own safety. The standard task chair is tested to EN 1335-1,2,3 (normal 8 hour day by persons weighing up to 110 Kgs). Fabrics / Warranty – For any basic advice for taking care of your chair and information concerning general warranties, please contact your dealer. The gas lift – For replacement of your chair's adjustable gas lift, only qualified persons (Steelcase staff and dealer engineers) can service the product at the workplace.