


# Formulate Arch 01 – 12'

## ARCH-01

Formulate® Arches add architecture and design to any event or interior space! Easily create and define a stunning entryway, focal point or stage set at your next tradeshow or event. Formulate Arches combine pillowcase style stretch fabric graphics with 50mm curved aluminum tube frames; these super structures are made in the USA and collapse to a fraction of their size.



Top View

## features and benefits:

- State-of-the-art 50mm curved aluminum tube frame with sturdy internal spigots
- Two monitor mounts included, externally facing, adding a bonus opportunity to display messaging and branding
- Kit includes: one frame, one dye-sublimated zipper pillowcase graphic, two monitor mounts, and one wheeled molded OCE & OCH2 storage case
- Lifetime hardware warranty against manufacturer defects

## dimensions:

Hardware	Graphic
<p>Assembled unit: 136.5625" w x 95.3125" h x 92" d 3469mm(w) x 2421mm(h) x 2337mm(d)</p> <p>Top of monitor mount: 64.1875" h (1630mm)</p> <p>Approximate weight (includes graphic): 116.5 lbs / 52.8 kg</p>	<p>Refer to related graphic template for more information.</p> <p>Visit: <a href="http://www.exhibitors-handbook.com/graphic-templates">www.exhibitors-handbook.com/graphic-templates</a></p>
<p>Shipping</p> <p>Shipping dimensions: 1 OCE case: 18" l x 18" ww x 40" up to 66" h 457mm(l) x 457mm(w) x 1016mm(h) up to 1675mm(h) 1 OCH2 case: 52" l x 29" w x 15" h 1321mm(l) x 737mm(w) x 381mm(h)</p> <p>Approximate shipping weight (with case): 167.5 lbs / 76 kg</p>	

## additional information:

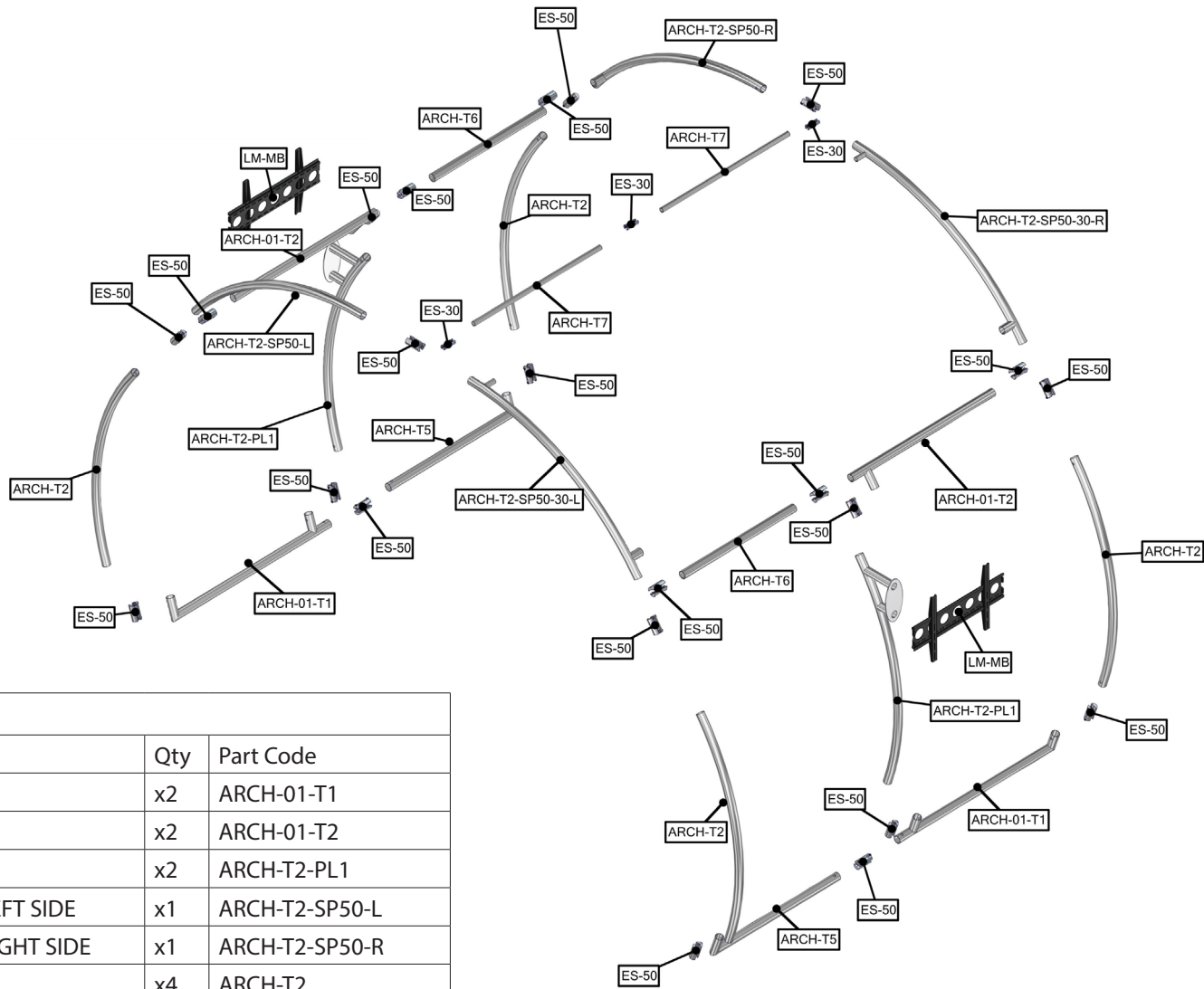
Graphic material:  
Dye-sublimated zipper pillowcase fabric

\*Monitors not included



[www.display-setup-animations.com](http://www.display-setup-animations.com)

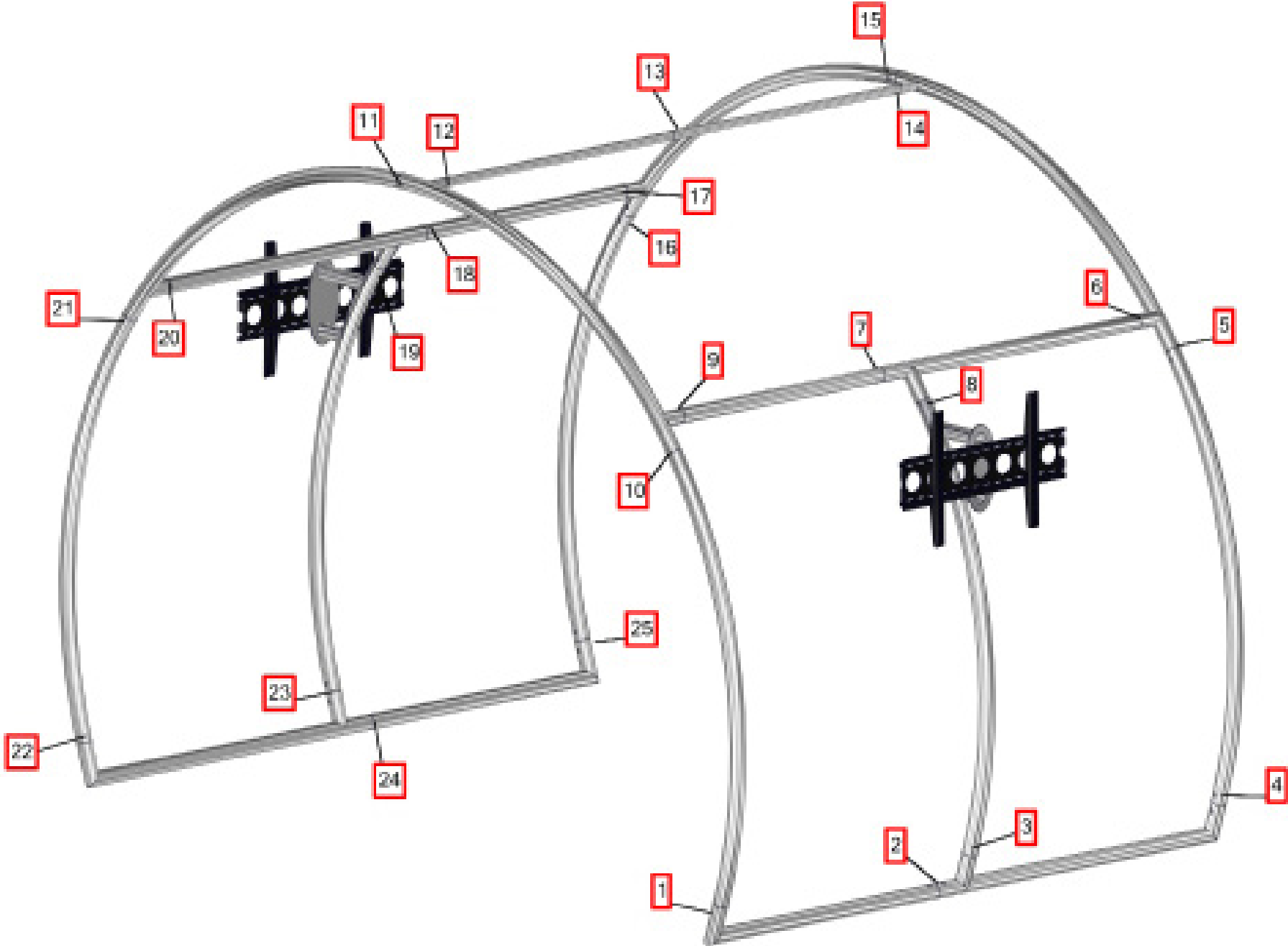
We are continually improving and modifying our product range and reserve the right to vary the specifications without prior notice. All dimensions and weights quoted are approximate and we accept no responsibility for variance. E&OE. See Graphic Templates for graphic bleed specifications.



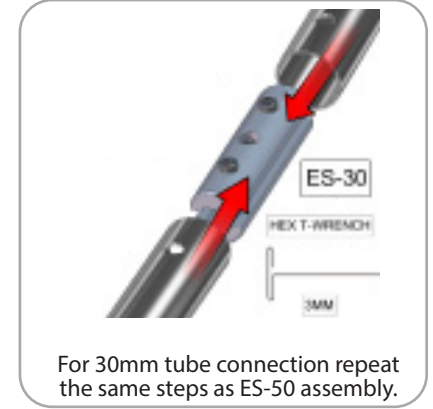
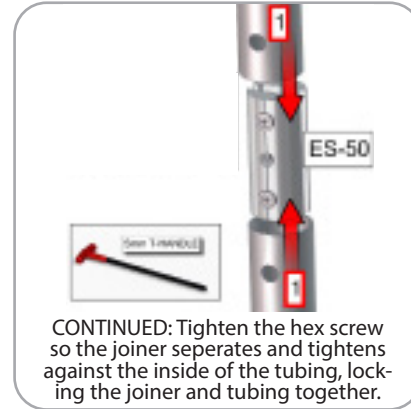
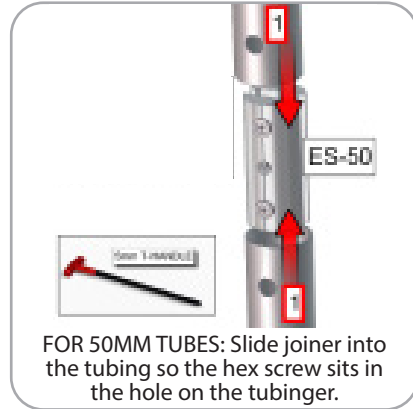
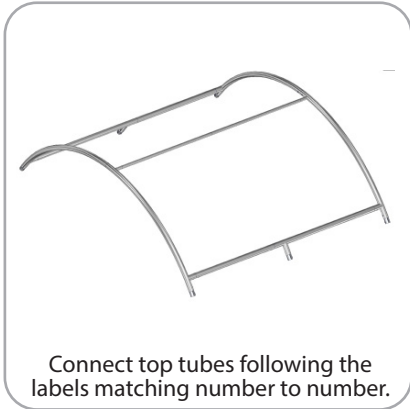
### Parts Included

Part Label	Qty	Part Code
50MM CORNER TUBE WITH 50MM SPREADER	x2	ARCH-01-T1
50MM SPREADER	x2	ARCH-01-T2
2" CURVED TUBE SECTION WITH PLATE IN	x2	ARCH-T2-PL1
2" CURVED TUBE SECTION WITH 50MM SPREADER LEFT SIDE	x1	ARCH-T2-SP50-L
2" CURVED TUBE SECTION WITH 50MM SPREADER RIGHT SIDE	x1	ARCH-T2-SP50-R
2" CURVED TUBE SECTION	x4	ARCH-T2
50MM CURVE WITH 50 AND 30MM SPREADERS RIGHT SIDE	x1	ARCH-T2-SP50-30-R
50MM CURVE WITH 50 AND 30MM SPREADERS LEFT SIDE	x1	ARCH-T2-SP50-30-L
50MM CORNER TUBE	x2	ARCH-T5
50MM X 921MM TUBE	x2	ARCH-T6
30MM X 1048MM SPREADER	x2	ARCH-T7
EXPANDING SPIGOT FOR 30MM TUBE	x2	ES-30
EXPANDING SPIGOT FOR 50MM TUBE	x23	ES-50
LARGE MONITOR BRACKET	x2	LM-MB

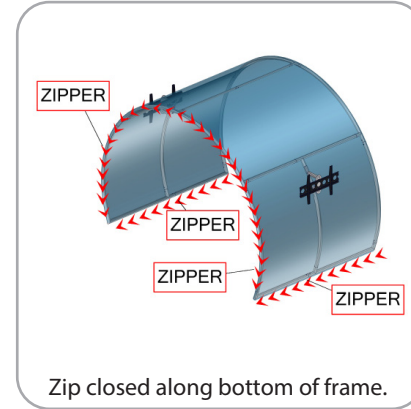
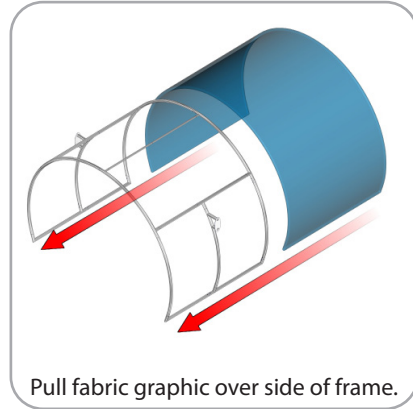
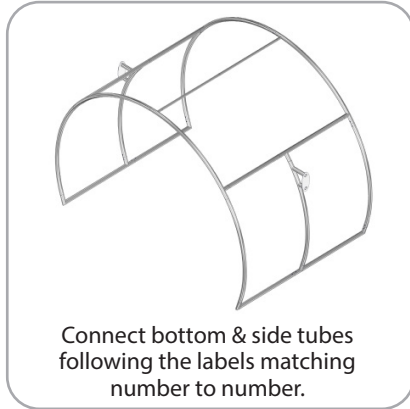
ARCH-01 FRAME ASSEMBLY:



## STEP 1: ASSEMBLE FRAME



## STEP 2: ATTACH GRAPHIC



## STEP 3: MONITOR MOUNT

