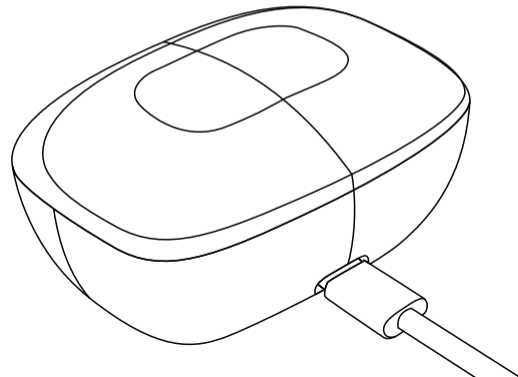


### Step 1 Release sleeping mode:

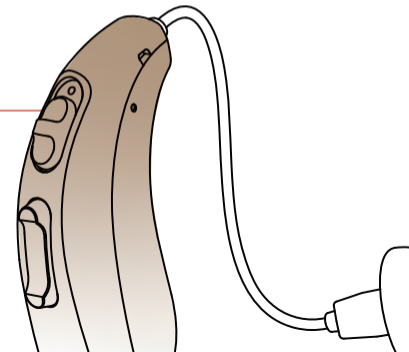
please plug in the type C cable into charging port and connect the power. For the first time use, it is recommended to charge for 3 hours until the charging indicators on.



### Step 2 Power ON/OFF

After fully charged, please take out the hearing aid from the charging box and switch the power down to turn on it; Before putting hearing aid back into the charging box, please switch the power up to turn off the hearing aid.

Power Button



### Step 3 Wear hearing aids correctly

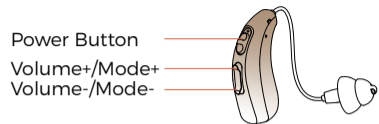
Reminder: Please choose an appropriate ear dome to avoid squealing.



## LED

Charging Indicator Description			
Working Conditions		Indicator	Status
Charging box: Not charging	The hearing aids are outside the charging box.	○ ○ ○	Charging box is standby.
	The hearing aids are in the charging box.	○ ○ ○	The hearing aid is not charged or the charging box is drain.
		● ○ ●	The lights flash for 8 seconds and then turn off when the hearing aids are charging.
		● ○ ●	The lights are always on for 10 seconds and turn off when the hearing aids are full.
Charging box: Charging	The hearing aids are outside the charging box.	○ ● ○	Charging box is charging and light flashes.
		○ ● ○	Charging box is full and light on.
		● ○ ●	Hearing aids are charging and lights flash.
	The hearing aids are in the charging box.	● ○ ●	The hearing aids are fully charged and lights on.
		● ● ●	The hearing aids and charging box are fully charged and lights on.

## Controls



Item	Function	Operation
Power Control	Power on	Slide down power button
	Power off	Slide up power button
Volume Control	Left ear volume +	Click upper button for once
	Left ear volume -	Click bottom button for once
	Right ear volume +	Click upper button for once
	Right ear volume -	Click bottom button for once
Mode Switch	Left ear previous mode	Hold upper button for 2s
	Left ear next mode	Hold bottom button for 2s
	Right ear previous mode	Hold upper button for 2s
	Right ear next mode	Hold bottom button for 2s

## Global customer service

If you encounter with any quality issue, please feel free to contact our support team, we are always glad to help.

- ☎ +1(888) 819-1558 ( 9am - 5pm Mon-Fri Pacific Time )
- ✉ support@linnerlife.com ( response within 24hours )
- 🌐 www.linnerlife.com ( FAQ / instruction video )

## Join our Facebook Community

Share your experience with our 4000+ community members!

Search on Facebook:

The Official LINNER Hearing Aids Group



Mercury