

LINNER
Hearing Aids

Motifs



global customer service

✉ support@linnerlife.com

🌐 www.linnerlife.com

V1.0

QUICK START GUIDE

技术要求:

- 1、黏合不可露胶
- 2、保持印刷面板上的清洁
- 3、注意套印的准确性
- 4、表面处理不可爆开
- 5、所用材料及工艺须满足RoHS、Reach的环保要求
- 6、结构工艺以结构受控图为准
- 7、颜色参考:

产 品 型 号	B300		材 质	105g哑粉纸	零件名称	
产 品 名 称	助听器		尺 寸	成品97*136mm;左侧骑马钉	2RF006057-B300-GB-02-说明书-A0	
对应结构图纸	-		印 色	CMYK		
	比 例	1:1	表面处理	封面封底过哑油	零件图号	
	单 位	mm	设 计	郭健波 2023-09-28	B300-GB-02	
TRANSTEK 广东乐心医疗电子股份有限公司			审 核	徐紫燕 2023-09-28	共 22 张	第1张
			批 准	徐紫燕 2023-09-28	版 本	A/0

Warranty

The warranty period for LINNER Mars is 1 year from the date of purchase.

Global Customer Service

If you encounter with any quality issue, please feel free to contact our support team, we are always glad to help.

✉ support@linnerlife.com
(response within 24hours)

☎ **+1(888) 819-1558**
(9am - 5pm Mon-Fri Pacific Time)

🌐 www.linnerlife.com
(FAQ / instruction video)

TABLE OF CONTENTS

Know Your Hearing Aids (03-06)

Device Set Up (07-10)

Hearing Amplification (11-12)

Bluetooth Audio (13-16)

LINNER HA App (17-22)

Trouble Shooting (23-27)

Safety Information (28-34)

01

KNOW YOUR HEARING AIDS

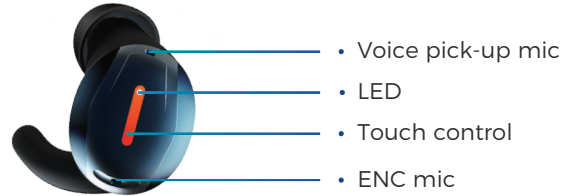
Device Overview

LED & VP

Controls

Device Overview

Interfaces



Accessory



Comfort Eartips
(s/m*/l/xl)



Boom Eartips
(s/m/l)



Ear Fins
(s/m*/l/xl)



Charging Cable



User Manual

LED & Voice Prompt



White/
Orange/
Red LED



White &
Orange LED










STATUS	VOICE	LED
Power on	Power on	White on for 1 seconds
Adjust volume	Beep	
Maximum volume	Beep x3	
Minimum volume	Beep x2	
Bluetooth pairing	Pairing connected	Pairing:White/Orange flashes per second
Bluetooth disconnect	disconnected	
Buds battery low	Battery Low	White flashes twice
Mode switch	Focus Mode Ambient Mode	
Incoming call	Incoming call	
Reject call	Call rejected	
Charging case charging	/	Charging:LED flashes every 2 seconds Charging complete: LED off
Restore factory setting	/	Orange and white blink 6 times
Charging case battery indicating	/	Battery High: Green on for 5 seconds
	/	Battery Low: Orange on for 5 seconds

Controls



Multi-function



ITEM	FUNCTION	OPERATION
Hearing enhancement control	Volume +	Click  for twice
	Mode switch	Long press  2S
	Volume -	Click  for twice
Bluetooth control	Answer the phone	Click  or 
	Hang up	Long press  2S or  2S
	Refuse to answer the call	Long press  2S or  2S

The volume could only be turned up in loop, when the volume reaches maximum, press multi-function button again to minimum volume.

02

DEVICE SET UP

Charging

Wearing

Power on/off

Charging

- 1 Place the hearing aids in the charging case to charge.



- 2 Connect the charging case to any active charging port.



Wired



Wireless

Wearing


- 1 Choose suitable ear tips and ear fins.



- 2 Put on hearing aids.



- 3 Adjust the position.



Power on/off

Power On

Take out hearing aids from the charging case, they will power on automatically.



Power Off

Place hearing aids back in the charging case, they will power off automatically.



03

HEARING AMPLIFICATION

Hearing Amplification

Amplification

The hearing amplification will be enabled automatically by putting on hearing aids.

Volume Control

Press the multi-function button on left/right bud to increase the volume, the volume loops from 1 to 8.

Individual Volume Control

The volume of left/right hearing aids could be adjusted separately if you have different hearing loss levels in two ears.

Control Through The App

The App supports extra tuning options, please refer to the App part in the manual.

04

BLUETOOTH AUDIO

Pair With iPhone

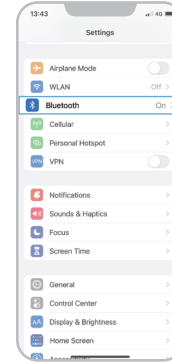
Pair With Android phone

Bluetooth Connection

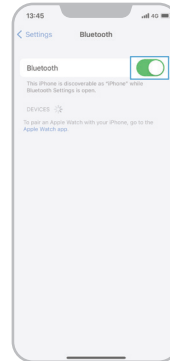
Pair with iPhone



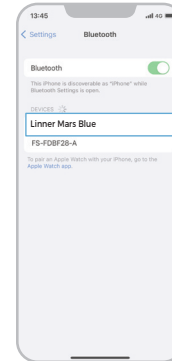
Tap "Settings"



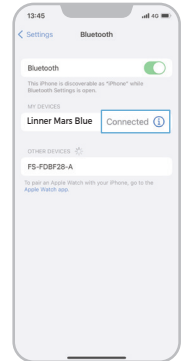
Tap "Bluetooth"



Enable "Bluetooth"




Tap "Linner Mars Blue" under "DEVICES"

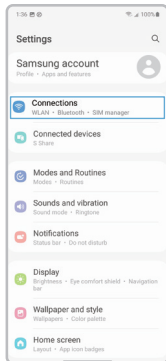


Waiting for "Connected"

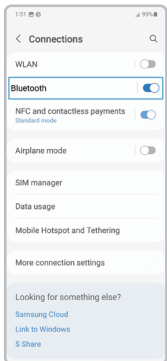
Pair with Android phone



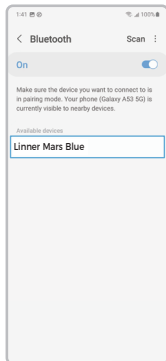
Tap "Settings"



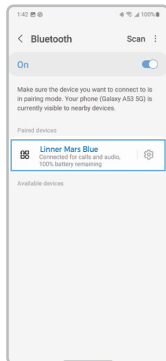
Tap "Bluetooth"



Enable "Bluetooth"



Tap "Linner Mars Blue" under "DEVICES"



Waiting for "Connected"

Bluetooth Connection

Auto-reconnect

Each time you power on after initial pairing, hearing aids will auto re-connect to last connected device.

Pair With Another Device

Disconnect from your previous device firstly, then the hearing aids will enter pairing mode, you could search and connect to a new device.

Restore Factory Settings

Place both hearing aids in the charging case, keep the lid open, long press the reset button for 10 seconds until the LED flashes orange/white for 3 times, indicating the reset is done.

Left & Right Connection

The left and right hearing aids is paired by default, the user doesn't need to pair manually.

05

LINNER HA APP

Download App

Hearing Control

Media Control

Sound Therapy

Customer Support

Download App

LINNER HA App is available both on Google Play and App Store, search and download.

Make sure your phone has enough storage and meet lowest system version requirement before downloading.



LINNER HA

Scan above QR code to download App and get App instruction.

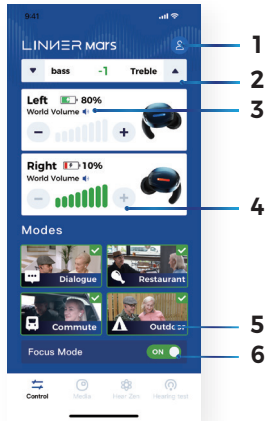


Android system: Android 9.0 or above



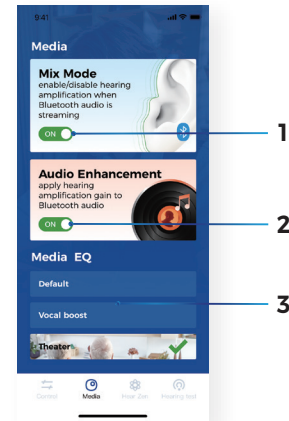
iOS system: iOS 10.0 or above

Hearing Control



- 1 **My profile:** hearing aids information.
- 2 **Tone:** adjust tone from -3 to +3.
- 3 **Battery:** check real-time battery level.
- 4 **Volume:** adjust volume from 0 to 8 .
- 5 **Mode:** select mode from 4 scenarios.
- 6 **Focus:** focus on the sound in front of you.

Media Control



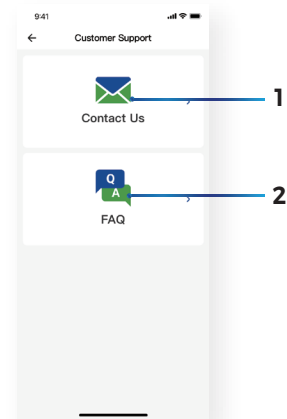
- 1 **Mix mode:** hear both hearing amplification and Bluetooth audio .
- 2 **Audio enhancement:** enhance Bluetooth audio volume.
- 3 **Media EQ:** select Bluetooth audio equalizer.

Sound Therapy



- 1 **Sound Therapy:** remix the streaming music to generate subtle brain waves.
- 2 **Meditation mode:** Theta wave to boost creativity, unity, and intuition.
- 3 **Relaxation mode:** Alpha wave promotes calmness and deepens satisfaction.
- 4 **Sleep mode:** Delta wave aids deep relaxation and restorative sleep.

Customer Support



- 1 **Contact us:** send e-mail to LINNER support team.
- 2 **FAQ:** find a solution in FAQ page.

06

TROUBLE SHOOTING

Product Maintenance

FAQ

Specification

Product Maintenance

Protect Your Hearing Aids From Dirt And Oil

Try to make sure that your fingers are clean and dry before handling your hearing aids. The microphone input is very small and can become blocked by dirt and oil from your fingers.

Protect Your Hearing Aids From Moisture

Moisture will kill your hearing aids, make sure you remove your hearing aids before showering bathing or swimming. When you are showering, don't leave the hearing aids in the bathroom. At night, make sure you leave the hearing aids in a dry environment. It is worthwhile using a drying kit.

Keep The Hearing Aids Away From Children And Pets

Make sure you keep your hearing aids out of the reach of children and pets. Hearing aids that are lying on a counter that emits a high-frequency noise that might attract dogs. You have no idea how many times I have seen hearing aids eaten by dogs.

FAQ

Issue	Potential cause	Potential solution
Feedback or 'whistling'	Is your earmould or dome inserted correctly in your ear?	Re-insert it or choose a suitable dome
	Is the volume very loud?	Reduce the volume
	Are you holding an object (e.g a hat or a phone) close to the hearing aids?	Move your hand away to create more space between the hearing aid and the object
	Is your ear full of wax?	Visit your physician
No Sound	Is the hearing aid turned on?	Turn it on
	Is the battery charged?	Charge the battery
	Is the receiver not working?	Feedback to LINNER's customer service
	Is there moisture in your hearing aid?	Dry the hearing aid
Sound is distorted, spluttering or weak	Is the battery charged?	Charge the battery
	Is the receiver not working?	Feedback to LINNER's customer service
	Is there moisture in your hearing aids?	Dry the hearing aids
Battery drians very quickly	Did you leave your hearing aids for long periods of time?	Recharge your hearing aid
	Is the battery old?	Feedback to LINNER's customer service
Bluetooth can't connect	Did you turn on Bluetooth function on your phone?	Turn on Bluetooth on your phone
	Did you turn on Bluetooth function on your phone?	When hearing aid is pairing LED will flash white.
	Is your hearing aid pair with another device?	Disconnect from other device and pair with your phone
Can't pair with LINNER Connect	Did you turn on hearing aids and LINNER Connect?	Turn on hearing aids and LINNER Connect
	Is LINNER Connect under pairing mode?	Press pair button or restart LINNER Connect

Specifications

Operation mode	Air-conduction
Software version	VA.0
Model name	B300
Power supply	hearing aids: 5V 70mA charging case: 5V 500mA
Time to recover 20°C from the lowest storage temperature	2 min
Time to recover 20°C from the highest storage temperature	3 min
Max output SPL	113dB
Equivalent input noise	11dB
Battery current	hearing aids 7mA, charging case 100mA
Total Harmonic Distort 500Hz@70dB 800Hz@70dB 1600Hz@65dB	0.11% 0.23% 0.12%
Normal working condition	A temperature range of: +5°C to +40°C A relative humidity range of 15% to 90%, non-condensing An atmospheric pressure range of: 70 kPa to 106 kPa
Storage & transportation	Storage environment: Temperature: -20°C to +60°C A relative humidity range of ≤ 93%, non-condensing Atmospheric pressure: 50 Kpa to 106 Kpa Transportation environment: Temperature: -20°C to +60°C A relative humidity range of ≤ 93%, non-condensing Atmospheric pressure: 50 Kpa to 106 Kpa
Protection against in gress of water	IP25: Water projected by a nozzle (6.3 mm (0.25 in) against enclosure from a ny direction shall have no harmful effects.



Distributor

LINNER ELECTRONICS CO.
4500 Great America Pkwy, Santa Clara, CA 95054

Manufacturer

XROUND LIMITED
UNIT C 13/F NATHAN COMM BLDG 430-436 NATHAN
RD YAUMATEI KLN HONG KONG

07

SAFETY INFORMATION

Before Usage

Important Safety Information

Symbols

Indications For Use

Contraindications

Before Usage

- 1.The intended use of hearing aids is to amplify and transmit sound to the ears and hereby compensate for impaired hearing. The hearing aids must only be used by the intended person.They should not be used by any other person as they could damage hearing.
- 2.LINNER Mars hearing aids are designed for people with mild-moderate hearing loss, if your hearing situation is not in this range, this device might not work 100% as intended.
- 3.If it is first time you use hearing aids, it is recommended that you start with low volume and then increase volume slowly in next 14 days, which allows your ears adapt to the hearing enhancement of hearing aids.
- 4.It is recommended that you take a hearing test with LINNER HA App, it could help you understand your hearing situation with the hearing test result.
- 5.Hearing aids will not restore normal hearing and will not prevent or improve a hearing impairment resulting from organic conditions. Infrequent use of a hearing aids does not permit a user to attain full benefit from it. The use of a hearing aids is only part of hearing habilitation and may need to be supplemented by auditory training and lip reading.

Important Safety Information









- 1.Changes or modifications to the hearing aids that were not explicitly approved by LINNER are not permitted. Such changes may damage your ear or the hearing aids.
- 2.Do not use the hearing aids in explosive areas or exposed to extreme heat.
- 3.The hearing aids contain small parts that can cause choking, if swallowed by children. Keep out of reach of children. If swallowed, consult a physician or hospital immediately.
- 4.This device is not water-proof, don't wear during shower or swimming.

FCC ID: 2A2ML-XV03
FCC Warning

This device complies with part 15 of the FCC Rules. Operation is subject to the following two conditions:

- (1) This device may not cause harmful interference, and
- (2) this device must accept any interference received, including interference that may cause undesired operation.

Symbols

	Refer to instruction manual/booklet To signify that the instruction manual/booklet must be read.		
	Caution Indicates that caution is necessary when operating the device or control close to where the symbol is placed, or that the current situation needs operator awareness or operator action in order to avoid undesirable consequences.		The symbol indicates that the product should not be discarded as unsorted waste but must be sent to separate collection facilities for recovery and recycling.
	Symbol for "SERIAL NUMBER"		Symbol for "Recycle"
	Symbol for "DIRECT CURRENT"		Date and Country of manufacturer
	Symbol for "MANUFACTURER"		

Classification

The hearing aids are considered as Type B applied part;
The hearing aids are intended for personal use only;

Indications for Use

LINNER Mars is a wireless, air-conduction hearing aids which is suitable for mild to moderate sensorineural hearing loss. It is intended for home and outdoor, adult use only.

Contraindications

- *Congenital atresia of the external ear or malformation of the external auditory canal, with a large number of foreign bodies in the external auditory canal;
- *Unstable deafness, degree of hearing loss;
- *The main complaint is accompanied by headache, dizziness, ear pain, tinnitus and other symptoms of discomfort;
- *Sudden deafness in the past 3 months, progressive rapid deafness, obvious unilateral deafness or other acute ear diseases at the same time
- *Middle ear effusion with frequent pus;
- *Central deafness, non-organic deafness;
- *Patients with acute otitis externa, myringitis
- *Patients with acute and chronic purulent otitis media;
- *Patients who are allergic to the material of this product;

 CAUTION

1. Not used in oxygen rich environment, not intended for use with flammable anaesthetics, not intended for use in conjunction with flammable agents;
2. It is not allowed for untrained person to change lithium battery which might cause dangerous situation;
3. It is not allowed to repair or maintain product when in use;
4. Patient is an intended operator;
5. The device contains sensitive electronic components. To avoid electronic interface, avoid using the device near a strong electromagnetic field radiated interface signal or electrical fast transient/burst signal;
6. When product reaches expected lifetime, please contact seller for instruction;
7. Do not modify this equipment without authorization of the manufacturer;
8. When you are having issues using the product, contact manufacturer or representative of the manufacturer;
9. When the performance of the device changes, contact manufacturer for instruction;
10. Do not expose the device to the environment that exceeds specification;
11. If you have potential allergic reactions towards the material, please contact manufacturer;
12. Using accessories that not mentioned in the manual might cause unforeseeable damage to the device;

 CAUTION

13. Lint, dust might cause damage to the device;
14. If the IR sensor fails, the in-ear detection function will not work;
15. Identify any known side effects associated with hearing aids use (which may require consultation with a doctor), for example, accumulated earwax;
16. Please examine the device firstly if you use hearing aids where electric or wireless device is limited;
17. Falling, immerse in liquid, strong magnetic field and over-heat may damage the hearing aids;
18. The eartips might remain in the ear, in this case, take them out carefully or consult a doctor;
19. Lithium battery might cause unforeseeable hazard including explosion, fire, leakage, please contact manufacturer immediately;
20. The charger should meet IEC 60601-1 standard and satisfy 2 MOPP isolation requirement.