



Reunion Rebalance Tincture 750mg

Sample ID: G2I0421-05


Matrix: Hemp Products

Test ID: 5028743

Source ID:

Date Sampled: 09/27/22

Date Accepted: 09/27/22



Results at a Glance

Total THC : 0.0943 %

Total CBD : 2.498 %

Total CBG : 0.1463 %



ISO 17025
ACCREDITED
LABORATORY

Eric Wendt
Chief Science Officer - 10/1/2022

These results relate only to the sample included on this report. The report may not be reproduced except in full, without the written permission of Green Leaf Lab.

This is for informational testing and is not compliance testing. Lab results apply to the sample as received.



Reunion Rebalance Tincture 750mg

Sample ID: G2I0421-05


Matrix: Hemp Products

Test ID: 5028743

Source ID:

Date Sampled: 09/27/22

Date Accepted: 09/27/22



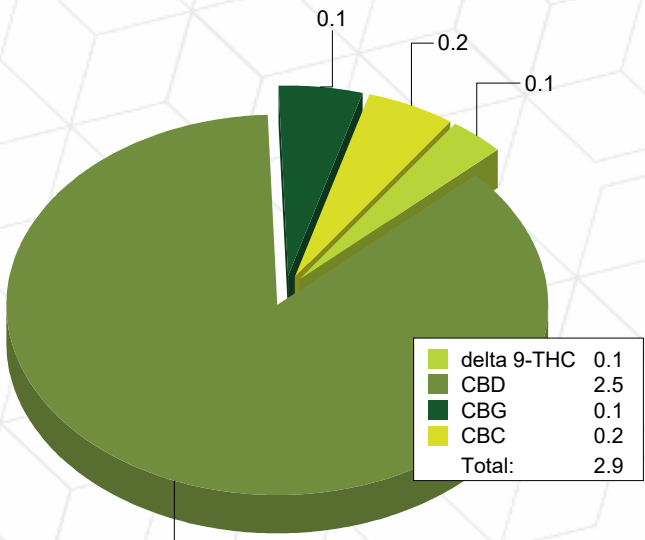
Potency Analysis

Date/Time Extracted: 09/29/22 10:04

Analysis Method/SOP: 215

Batch Identification: 2240030

Cannabinoids	LOQ (%)	mg/g	Cannabinoids Profile	
Total THC	0.0019	0.943		
Total CBD	0.0019	24.98		
Total CBG	0.0532	1.463		
THCA	0.0019	< LOQ		
delta 9-THC	0.0019	0.943		
delta 8-THC	0.0738	< LOQ		
THCV	0.0576	< LOQ		
THCVA	0.0862	< LOQ		
CBD	0.0019	24.98		
CBDA	0.0019	< LOQ		
CBDV	0.0592	< LOQ		
CBDVA	0.0814	< LOQ		
CBN	0.0532	< LOQ		
CBG	0.0619	1.463		
CBGA	0.0820	< LOQ		
CBC	0.0776	1.522		



Total THC = delta 9-THC + (THCA * 0.877)

Total CBD = CBD + (CBDA * 0.877)

Total CBG = CBG + (CBGA * 0.878)

LOQ=Limit of Quantification, the lowest measurable concentration of an analyte.



ISO 17025
ACCREDITED
LABORATORY

Eric Wendt
Chief Science Officer - 10/1/2022

These results relate only to the sample included on this report. The report may not be reproduced except in full, without the written permission of Green Leaf Lab.

This is for informational testing and is not compliance testing. Lab results apply to the sample as received.



Quality Control Potency

Batch: 2240030 - 215-Products

Blank(2240030-BLK1)							
Analyte	Result	LOQ	Units	%Recovery Limits	Extracted	Analyzed	Notes
THCA	< LOQ	0.0010	%		09/29/22 10:04	09/29/22 13:58	
delta 9-THC	< LOQ	0.0010	%		09/29/22 10:04	09/29/22 13:58	
delta 8-THC	< LOQ	0.0384	%		09/29/22 10:04	09/29/22 13:58	
THCV	< LOQ	0.0300	%		09/29/22 10:04	09/29/22 13:58	
THCVA	< LOQ	0.0448	%		09/29/22 10:04	09/29/22 13:58	
CBD	< LOQ	0.0010	%		09/29/22 10:04	09/29/22 13:58	
CBDA	< LOQ	0.0010	%		09/29/22 10:04	09/29/22 13:58	
CBDV	< LOQ	0.0308	%		09/29/22 10:04	09/29/22 13:58	
CBDVA	< LOQ	0.0423	%		09/29/22 10:04	09/29/22 13:58	
CBN	< LOQ	0.0277	%		09/29/22 10:04	09/29/22 13:58	
CBG	< LOQ	0.0322	%		09/29/22 10:04	09/29/22 13:58	
CBGA	< LOQ	0.0427	%		09/29/22 10:04	09/29/22 13:58	
CBC	< LOQ	0.0404	%		09/29/22 10:04	09/29/22 13:58	

Reference(2240030-SRM1)							
Analyte	% Recovery	LOQ	Units	%Recovery Limits	Extracted	Analyzed	Notes
THCA	97.6	0.0100	%	90-110	09/29/22 10:04	09/29/22 14:21	
delta 9-THC	102	0.0100	%	90-110	09/29/22 10:04	09/29/22 14:21	
delta 8-THC	100	0.3837	%	90-110	09/29/22 10:04	09/29/22 14:21	
CBD	99.8	0.0100	%	90-110	09/29/22 10:04	09/29/22 14:21	
CBDA	96.9	0.0100	%	90-110	09/29/22 10:04	09/29/22 14:21	



Eric Wendt
Chief Science Officer - 10/1/2022

These results relate only to the sample included on this report. The report may not be reproduced except in full, without the written permission of Green Leaf Lab.

This is for informational testing and is not compliance testing. Lab results apply to the sample as received.



Notes and Definitions

Regulatory Compliance samples were collected onsite at facility according to ORELAP-SOP-001 and ORELAP-SOP-002 and following Sampling Plan FN117.
Quality Control samples were tested as received.

- ATM Non-cannabis matrix related interference or suppression of Internal standard
 - BLI Baseline Interference - Cannabinoid peak interference in chromatographic baseline affecting QC recovery .
 - BLK Analyte detected in method blank, but not associated samples.
 - BSH Blank Spike High - Blank Spike recovery above method limit. no detections in samples.
 - BSL Blank Spike Low - Blank Spike recovery below lower method limit, analyte chromatography reviewed manually for all samples.
 - CBD Interference due to co-elution
 - CV1 CBD matrix interference on GC Pest chromatography
 - CV2 CCV was above acceptance criteria, Non-detect samples are considered acceptable.
 - INF CCV was below acceptance criteria, sample still exceeds regulatory limit.
 - ISH One or more QC falls outside acceptance criteria. Data entered into LIMS for informational purposes only.
 - ISL Internal Standard concentration is above acceptance criteria.
 - MSH Internal Standard concentration is below acceptance criteria.
 - MSI Matrix Spike High - Matrix Spike recovery above method limits.
 - MSL Matrix Spike Interference - Matrix spike source sample contains analyte hit above calibration affecting recovery accuracy in Matrix Spike.
 - TPP
 - U Matrix Spike Low - Matrix Spike recovery below lower method limit, analyte chromatography reviewed manually for all samples.
- Internal Standard concentration outside control limit due to matrix interference



Eric Wendt
Chief Science Officer - 10/1/2022

These results relate only to the sample included on this report. The report may not be reproduced except in full, without the written permission of Green Leaf Lab.

This is for informational testing and is not compliance testing. Lab results apply to the sample as received.