

versatile™ 4C Mailboxes

Plenty of Choices



The Florence versatile™ 4C mailbox suites provide unsurpassed flexibility in creating your perfect centralized mail delivery center with nearly limitless combinations of options.

Begin by selecting the mailbox height and module for your needs (see module pages 16-29), choose master loading type, color, ID, and lock selections, and finally the manner in which it will be mounted.

Module Choices

USPS and Private STD-4C Mailboxes

Over 130 individual mailbox modules are available, all of which can be customized with oversized doors and lock options for both postal and private delivery applications.



Trash Bins and Collection Boxes

These EXCLUSIVE additional 18 collection and disposal modules can accompany your mailbox installation, or be used as a stand alone collection or trash/recycling center.



Master Loading Selection

Front-loading 4C Modules

Includes a Master Loading Door prepared for USPS installed Arrow Lock which allows the front gate to be opened for access to all compartments simultaneously by USPS delivery carrier.



Rear-loading 4C Modules

Includes a Rear Access Cover which can be opened from a secure room, to allow access to all mail and parcel compartments simultaneously by USPS carrier for postal delivery or a facility representative for private delivery.



Color Options

Customize your versatile™ 4C module with one of 12 different architectural color options, all in a durable, pebble powder coat finish.




Door ID Options

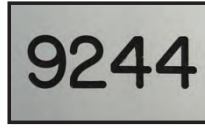
Multiple door identification options including decals (with up to six characters) or engraving, with several font and color choices.



Decal Numbers
(1-1/2"Hx1-3/4"W)



Standard Engraving
(3/4" H)



Engraved with Color Fill
(Black or White)

Lock Selections

Cam-lock is USPS Approved and standard on all versatile™ 4C mailboxes, combination lock options for Private Delivery only.



USPS APPROVED
K91910



K64653



K64654

Engraving Choices



Florence utilizes the USPS Standard **US Block** font for all engraving. This 3/4" high engraving may be created with or without color fill, and can contain up to 12 characters per line (up to two lines per door). Five additional font options are available.



US BLOCK



PLAYFUL



ROCKWELL



CONTEMPORARY



HANDWRITING



TECHNICAL

Mounting Options

Recessed Mounting

4C modules recessed into a wall, are available in both front- and rear-load configurations. Florence's **EXCLUSIVE Multi-Unit Connector Kit (MUCK)** can be used to secure multiple units across a larger rough opening, eliminating the need for studs.



Surface Mounting

By utilizing the surface-mount collar, 4C modules can be installed flush on a wall.

Note: Only front-load modules can be installed using the surface-mount collar. (See details on page 32.)



Alternate Mounting


Two kiosk mounting options provide greater flexibility in creating the perfect sized free-standing solution for any project. (See details on pages 33 - 35.)

A pedestal mounted module provides additional flexibility for any private delivery application Note: Pedestal mount system is not approved for USPS delivery. (See details on page 36.)



CUSTOMIZE 4C MODULES TO FIT YOUR NEEDS

Not every installation has a standard solution and Florence is proud to support your custom needs. . .especially when it comes to private delivery solutions. So, whether you want a certain look that takes your installation to new heights by adding faux mailboxes (like this installation from New York, NY) or you need something outside the nearly 150 standard pre-configured modules, we can help.



Let your imagination soar with our industry unique online mailbox configurator. Here, you can drag and drop mailboxes or swap compartment types, all at the click of your mouse. Visit florencemailboxes.com/configure to get started.

4C Module Custom Compartment Options (All compartments are 12" W x 15" D)

Sometimes, a standard sized compartment is simply not big enough to suit your residents' needs; especially with the growing capacity needs for package delivery! That is why Florence's versatile™ 4C product line offers several different compartment types and sizes, all designed to accommodate increased capacity for your residents. Heights shown below are designed to replace corresponding number of regular sized tenant compartments (One-High); for example, a Two-High compartment replaces two One-High compartments.

	Tenant Compartments	Outgoing Mail Collection Compartments	Tenant Compartments with Drop Slot	Parcel Locker Compartments	
One-High (3" H)	 MB1	 OM1	 DS1 *		
Two-High (6-1/2" H)	 MB2	 OM2	 DS2 *	 PL2 +	Standard Parcel Locker Compartment (15" H)
Three-High (10" H)	 MB3	 OM3	 DS3 *	 PL3 +	 PL15
Four-High (13-1/2" H)	 MB4	 OM4	 DS4 *	 PL4 +	Six-High Parcel Locker Compartment (20-1/2" H)
Five-High (17" H)	 MB5	 OM5	 DS5 *	 PL5	 PL6

* For Private Delivery, Not USPS Approved

+ For Private Delivery, unless parcel locker ratio exceeds requirement - see below for full details

+To satisfy the USPS STD-4C 1:10 parcel locker to mailbox ratio requirement, parcel lockers must meet a minimum compartment height of 15 inches. If the total number of parcel lockers in the mailbox installation exceeds the 1:10 requirement, smaller parcel lockers may also be included. For example: If a project requires 200 mailboxes – than at least 20 parcel lockers with a minimum size of 15"H x 12"W x 15"D must be included. However, if you add more than 20 parcel lockers to a 200 mailbox installation, than you may also choose to incorporate some smaller parcel lockers into the installation.