

FULL TEXT LINKS

[Med Gas Res.](#) 2012 Oct 2;2(1):27. doi: 10.1186/2045-9912-2-27.

Consumption of water containing a high concentration of molecular hydrogen reduces oxidative stress and disease activity in patients with rheumatoid arthritis: an open-label pilot study

Toru Ishibashi ¹, Bunpei Sato, Mariko Rikitake, Tomoki Seo, Ryosuke Kurokawa, Yuichi Hara, Yuji Naritomi, Hiroshi Hara, Tetsuhiko Nagao

Affiliations

PMID: 23031079 PMID: [PMC3563451](#) DOI: [10.1186/2045-9912-2-27](#)

[Free PMC article](#)

Abstract

Background: Rheumatoid arthritis (RA) is a chronic inflammatory disease characterized by the destruction of bone and cartilage. Although its etiology is unknown, the hydroxyl radical has been suggested to be involved in the pathogenesis of RA. Recently, molecular hydrogen (H₂) was demonstrated to be a selective scavenger for the hydroxyl radical. Also, the method to prepare water containing extremely high concentration of H₂ has been developed. We hypothesized that H₂ in the water could complement conventional therapy by reducing the oxidative stress in RA.

Methods: Twenty patients with rheumatoid arthritis (RA) drank 530 ml of water containing 4 to 5 ppm molecular hydrogen (high H₂ water) every day for 4 weeks. After a 4-week wash-out period, the patients drank the high H₂ water for another 4 weeks. Urinary 8-hydroxydeoxyguanine (8-OHdG) and disease activity (DAS28, using C-reactive protein [CRP] levels) was estimated at the end of each 4-week period.

Results: Drinking high H₂ water seems to raise the concentration of H₂ more than the H₂ saturated (1.6 ppm) water in vivo. Urinary 8-OHdG was significantly reduced by 14.3% ($p < 0.01$) on average. DAS28 also decreased from 3.83 to 3.02 ($p < 0.01$) during the same period. After the wash-out period, both the urinary 8-OHdG and the mean DAS28 decreased, compared to the end of the drinking period. During the second drinking period, the mean DAS28 was reduced from 2.83 to 2.26 ($p < 0.01$). Urinary 8-OHdG was not further reduced but remained below the baseline value. All the 5 patients with early RA (duration < 12 months) who did not show antibodies against cyclic citrullinated peptides (ACPAs) achieved remission, and 4 of them became symptom-free at the end of the study.

Conclusions: The results suggest that the hydroxyl radical scavenger H₂ effectively reduces oxidative stress in patients with this condition. The symptoms of RA were significantly improved with high H₂ water.

Figures




Figure 1 a
Concentration of H 2...




Figure 2 Urinary 8 -
OHdG in...




Figure 3 DAS28 scores
at baseline ,...

LinkOut - more resources

Full Text Sources

[BioMed Central](#)

[Europe PubMed Central](#)

[PubMed Central](#)

Other Literature Sources

[The Lens - Patent Citations](#)

Medical

[ClinicalTrials.gov](#)

Research Materials

[NCI CPTC Antibody Characterization Program](#)

Miscellaneous

[NCI CPTAC Assay Portal](#)