

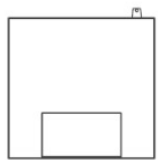
9U 10" CABINET

Technical Information


A 10" compact wall mounting cabinet suitable for small office/home office (SOHO) applications or for where there is insufficient space or demand for a 19" cabinet based solution

Features:

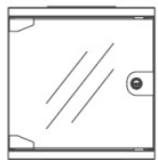
- ✓ Lockable, reversible toughened glass door
- ✓ Adjustable 10" mounting rails
- ✓ Top and bottom cable entry with brush strip and blanking plate
- ✓ Rugged steel construction



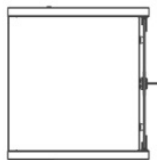
BOTTOM VIEW



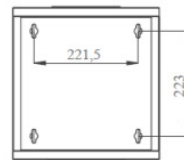
ISOMETRIC VIEW



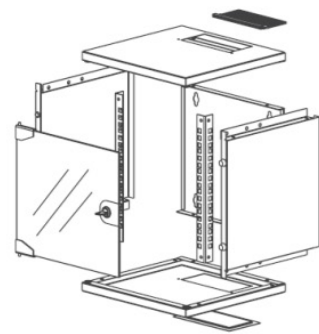
FRONT VIEW



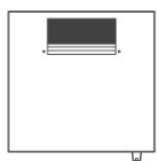
SIDE VIEW



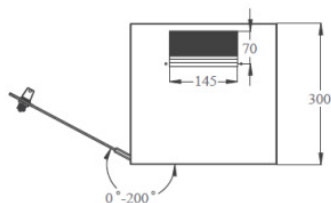
REAR VIEW



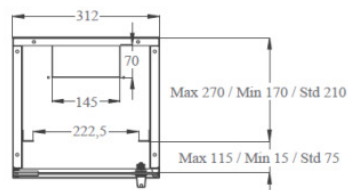
EXPLODED VIEW



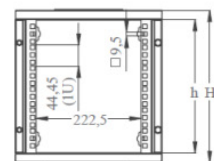
TOP VIEW



FRONT DOOR
OPENING ANGLE



MAX/STD/MIN
EQUIPMENT
MOUNTING DISTANCE



DIMENSIONS IN
WIDTH AND HEIGHT