

# ECHPA36

SIX BURNER

## HOT PLATE



### Catch tray

Full length seamless drip pan, easy to remove and clean.



### Surface

Lift-off cast iron burner.



### Legs

Adjustable, stainless steel legs standard.

## TECHNICAL SPECIFICATIONS

Voltage/Frequency  
110V/60Hz

Burner  
6 count

Single burner  
28000 BTU/H

Combined  
168000 BTU/H

Work Area  
35.78 x 23.62 in

Gas Source  
Each hot plate is shipped with Standard Natural Gas, LP conversion kit.

Exterior/ Interior Material  
Stainless Steel



28,000 BTU stainless steel burners with standby pilot.



Independent manual controls every 12".



"Cool-to-the-touch" front s/s edge.



*\* Limited 1-year parts and labor warranty for commercial use only. Warranty null and void if used and installed in residential homes or garages.*

## CONTACT US

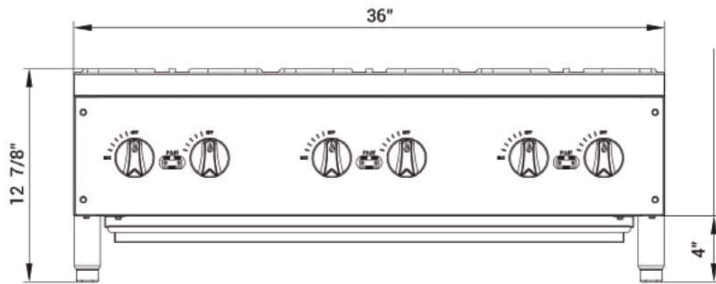
310-400-6395

INFO@ELITEKITCHEN.US  
WWW.ELITEKITCHEN.US

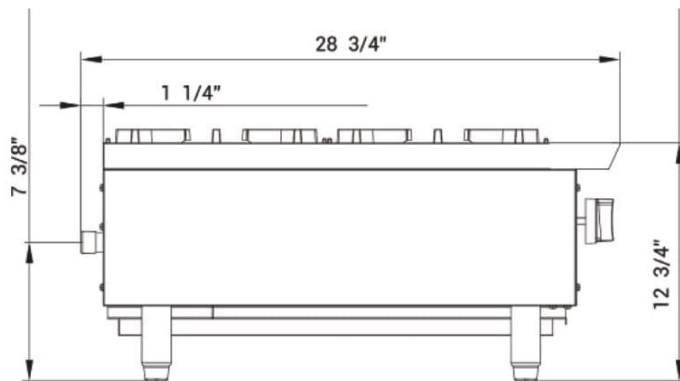
# MODEL ECHPA36

## DETAILS & SPECIFICATIONS

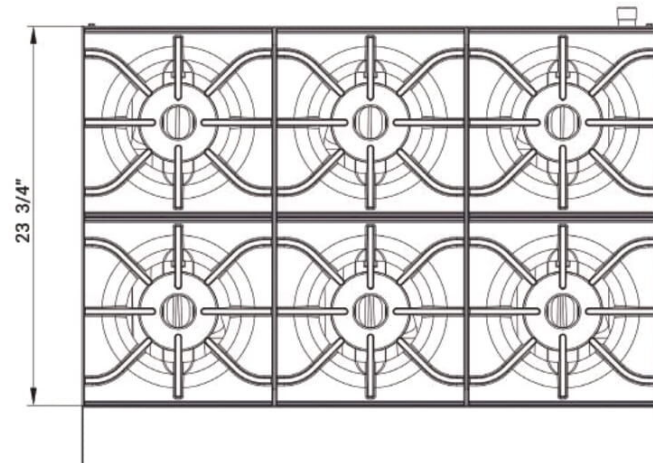
Front



Side



Top



### ECHPA36-LPG

Gas Pressure 10"WC

Nozzel 52#

### ECHPA36-NG

Gas Pressure 4"WC

Nozzel 40#

## ECHPA36

### External Dimension

36 x 28 3/4 x 13 3/8

### Packaging Dimension

38 1/4 x 32 5/8 x 17 3/4

### Product Weight

154.32

### Ship Weight

209.44

### 40HQ Container Cert.

150

*\* Measurements presented in pounds and inches*



## NOTICE

For business and commercial use only. Not for use in residential homes, basements, or garages.



310-400-6395  
INFO@ELITEKITCHEN.US  
WWW.ELITEKITCHEN.US