



# 键盘用户手册

## ACR TOP 40 QMK

User Manual  
Benutzerhandbuch

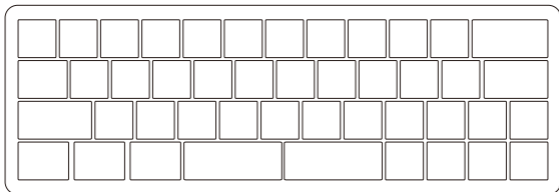
快速开始指南 ▶  
Quick Start Guide

# 感谢您购买及使用本产品



为了给您带来更好的使用体验，在使用产品前请仔细阅读本说明书，并请妥善保管，以便日后参观。

## 产品概览



## 包装内容




## 系统需求

Windows®XP / Vista / 7 / 8 / 10或更高版本

## 安装步骤

将键盘USB连接线插入电脑的USB接口即可开始使用。

## ACR TOP40 QMK 组合键功能



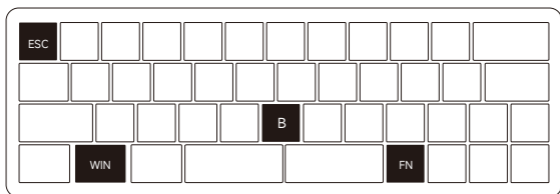
Fn+	Q	=	数字1
	W		数字2
	E		数字3
	R		数字4
	T		数字5
	Y		数字6

Fn+	U	=	数字7
	I		数字8
	O		数字9
	P		数字0
	C		计算器
	M		静音

Fn+	<	=	音量减小
	>		音量放大
	H		PGUP
	J		PGDW
	K		HOME
	L		END

Fn+	Back Space	=	DEL
-----	------------	---	-----

## ACR TOP40 QMK 系统功能 (Windows)

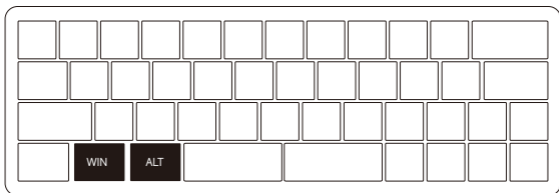


锁Win键
FN + 左Win

恢复出厂设置
长按 FN+ESC 5秒

WIN系统 ⇌ MAC系统
FN + B

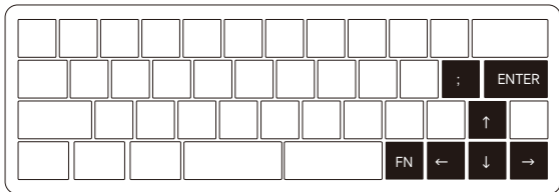
## ACR TOP40 QMK 系统功能 (Mac)



左WIN   Option

左Alt   Command

## ACR TOP40 QMK 灯光调节



FN+↑   灯光变亮

FN+;   灯光关闭/开启

FN+↓   灯光变暗

FN+ENTER   切换18种灯效

FN+←   循环切换速度

FN+→   循环切换灯光饱和度

## Akko保修和服务声明

1. Akko为中国大陆的客户提供一个保修。对于其他地区，请联系您的卖家（Akko分销商）以了解具体的保修政策。
2. 如果保修期到期，客户需要支付维修费用。如果用户喜欢自己修理键盘，Akko也会提供说明。用户应对自行修复过程中发生的任何损失承担全部责任。
3. 在未经制造商/卖方指示的情况下拆开键盘将立即导致保修无效
4. 官方售后服务时间为每周一至周五上午10:00至下午18:00  
节假日以国家法定节日休息为准。
5. 退货和保修政策在不同的平台上可能有所不同，并在购买时取决于具体的经销商。

公司：深圳银宸科技有限公司

地址：深圳市宝安区松岗街道碧头第一工业区朗碧路33号

电话：0755-23216420

网址：[www.akkogear.com](http://www.akkogear.com)

产地：中国·深圳

Company: Shenzhen Yinchen Technology Co., Ltd

Address: 33 Langbi Rd, Bitou First Industrial Zone, Bao'an District, Shenzhen, China



WARNING:  
Water and Beverages can't be  
poured into the Keyboard.

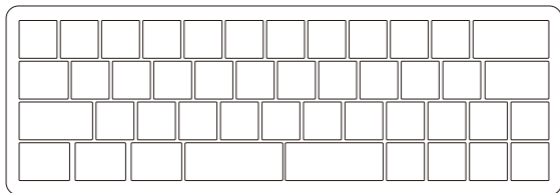


中国制造/Made in China

### 注意 事项

人为损坏不局限于键盘进水、高处坠落、过度用力拉扯线材等，键盘为电子产品  
请按照电子产品保护方式爱惜使用。

## Overview



## Packing List




## System Requirement

Windows®XP / Vista / 7 / 8 / 10 or higher version

## Installation Guide

Plug the USB cable of the keyboard into a USB port on your computer to start using it.

## ACR TOP40 QMK HotKeys



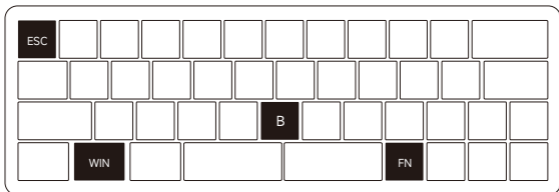
Fn+	Q	=	Number1
	W		Number2
	E		Number3
	R		Number4
	T		Number5
	Y		Number6

Fn+	U	=	Number7
	I		Number8
	O		Number9
	P		Number0
	C		Calculator
	M		Mute

Fn+	<	=	Volume down
	>		Volume up
	H		PGUP
	J		PGDW
	K		HOME
	L		END

Fn+	Back Space	=	DEL
-----	------------	---	-----

## ACR TOP40 QMK System Commands (Windows)

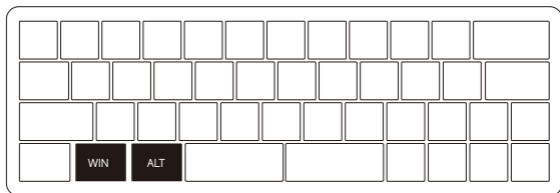


<b>Lock Win key</b>
Press FN and Left Win key

<b>Restore factory settings</b>
Hold down FN and ESC key for 5s

<b>Win system ≡ Mac system</b>
Press FN and B key

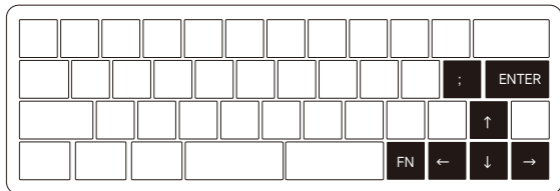
## ACR TOP40 QMK System Commands (Mac)



Left Win Option

Left Alt Command

## ACR TOP40 QMK Backlight Settings



FN+↑ Bright

FN+; Light Off/On

FN+↓ Dim

FN+ENTER 18 different lighting effects will be changed in order

FN+← Change the speed of the backlit animation in a loop

FN+→ Change the backlit saturation in a loop



# AKKO Warranty and Service Statement

1. Akko provides One-Year warranty for customers in mainland China. For other regions, please contact your seller (Akko distributor) for specific warranty policy.
2. If the warranty window expires, customers need to pay for repairs. Akko will also provide instructions if users prefer to repair the keyboard by themselves. However, users shall take full responsibility for any loss happened during self-repair.
3. Disassembling the keyboard without manufacturer/seller's instruction will immediately void the warranty.
4. The return and warranty policy may vary in different platforms and are subject to the specific distributor at the time of purchase.

Company: Shenzhen Yinchen Technology Co., Ltd

Address: 33 Langbi Rd, Bitou Community 1st Industrial Zone, Bao'an District, Shenzhen, China

Tel: 0755-23216420

Website: [www.akkogear.com](http://www.akkogear.com)

Origin: Shenzhen, China



**WARNING:**

Water and Beverages can't be poured into the Keyboard.



[instagram.com/akkogear](https://www.instagram.com/akkogear)



[facebook.com/akkogear](https://www.facebook.com/akkogear)

中国制造/Made in China



[tiktok.com/@akkogear](https://www.tiktok.com/@akkogear)

## Precautions

Man-made damage is not limited to immersion, falling off, and pulling off the wires with excessive forces, etc.



[www.akkogear.com](http://www.akkogear.com)

