

Contact Us: **FACTORY UTV LLC.**

9237 Beatty Drive Sacramento, CA 95826

Phone : (916) 383-2730

E-mail : info@factoryutv.net

Go online: www.Factoryutv.net



U.H.M.W. Skid Plate / Under Armor Package

Ultra. High. Molecular. Weight. polyethylene all terrain skid plate / under armor kit for UTV's


Installation Guide

Can-Am Maverick R (2024+)

A-Arm Guards




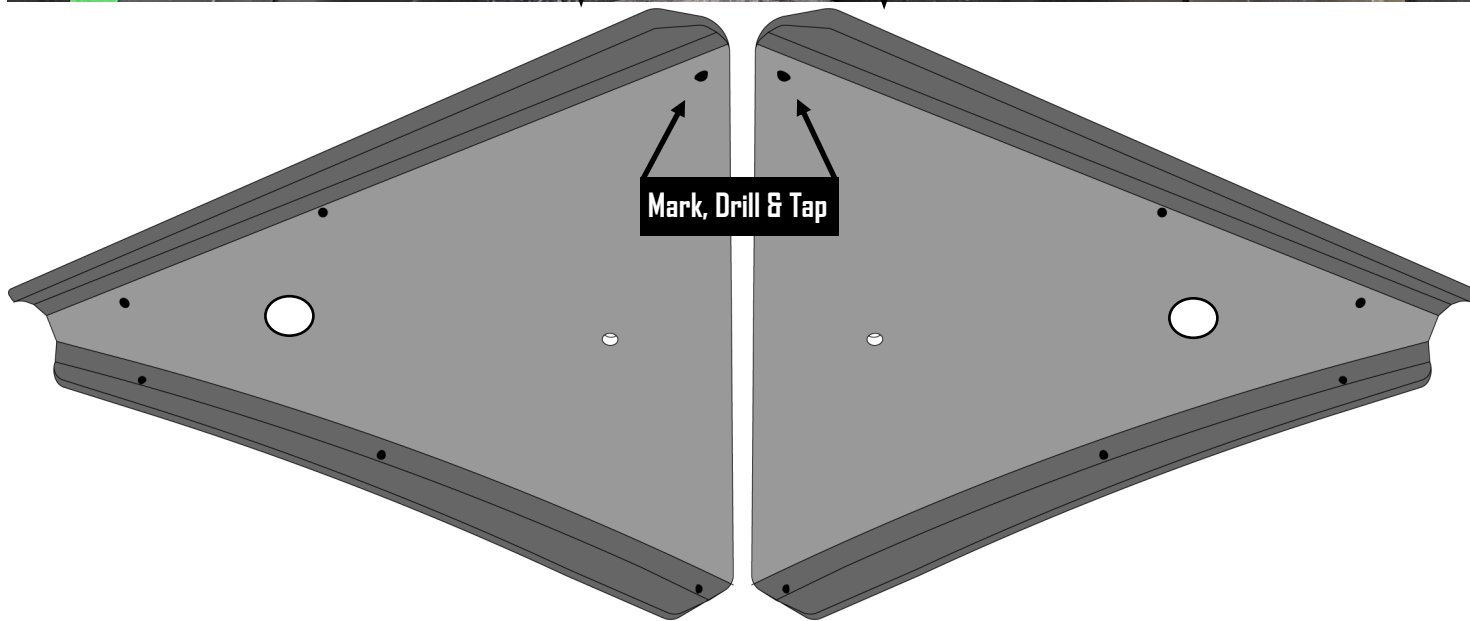

Can-Am Maverick R (2024+) UHMW A-Arm Guards Installation

Tap (10x) stock holes using a $\frac{1}{4}$ -20" tap. (Refer to image) 

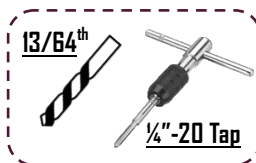
Mount A-Arm guards using (10x) $\frac{1}{4}$ -20" x 1" Counter Sunk Bolts. Make sure every bolt is started before any are full secured.

Fasten all bolts until flush with plastic. Thread Locking compound is recommended.

Mark, Drill, and Tap the last (2x) remaining mounting holes using a $\frac{1}{4}$ -20" tap. Install and fasten the last (2x) $\frac{1}{4}$ -20" x 1" Counter Sunk Bolts.



$\frac{1}{4}$ "-20 x 1" Counter Sunk Bolts **12x**



$\frac{13}{64}$ "

$\frac{1}{4}$ "-20 Tap