

Contact Us: **FACTORY UTV LLC**

9237 Beatty Drive Sacramento, CA 95826

Phone : (916) 383-2730

E-mail : info@factoryutv.net

Go online: www.Factoryutv.net



U.H.M.W. Skid Plate / Under Armor Package

Ultra. High. Molecular. Weight. polyethylene all terrain skid plate / under armor kit for UTV's

Installation Guide (Ultimate Package)

Polaris

RZR 570 (2012 - 2021+)

Fits: Polaris RZR 570, 570 EPS, 570 S, 570 Trail, 570 Trail Premium



Polaris RZR 570 (2012 - 2021+) Instructions

Remove stock skid plate and re-use stock hardware as needed in all (A) locations.
You will need to Re-use 15 stock bolts and washers, Skid's will form to vehicle during installation.

#1

Main Skid Plate :

Install: (14x) M6-1.0 x 20mm Bolts (Stock Bolts) and Washers *in Main Skid : (A) locations.*

Mount bolts loosely to aid in positioning of skid plate and chassis frame during install Fasten securely when complete.

#2

Main Skid Side Mounts (B):

****(See Drilling Instructions Below)****

Align, mark, drill, and Install: (8x) ¼"-20 x ¾" Self Tapping Bolts *in Main Skid : (B) locations.*

RS

If Rock Sliders (B*):

Use: (8x) ¼"-20 x 1 ¼" Self Tapping Bolts, "**RS**" bolts *In main skid : (B*) locations.*

In lieu of B bolts: (¼"-20 x ¾" Self Tapping Bolts). Place RS in-between skid and chassis Frame.



#3

Diff. Skid Plate :

****(See Drilling Instructions Below)**** Align edge with Main Skid.

Mark, drill and install: (4x) ¼"-20 x ¾" Self Tapping Bolts *in Diff. Skid : (B) locations.*

**if installing with Front bumper, use small diff plate configuration. call us if you have the wrong configuration.*

#4

Rear Skid Plate :

****(See Drilling Instructions Below)**** Align edge with Main Skid.

Mark, drill and install: (7x) ¼"-20 x ¾" Self Tapping Bolts *in Diff. Skid : (B) locations.*



F-R

A-Arm Guards (F) & (R: 1-2)

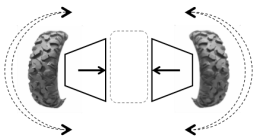
Install : (4x) 1"x1"- "D" clamps over A-Arm tubing W/ (4x) ¼"-20 x 1" Counter Sunk Bolts, (4x) ¼" Gold Washers, and (4x) ¼"-20 Ny-Lock Nuts *in: (F) locations (On Each Front A-arm Guard).*

Install : (2x) ¼"-20 x 2 ¼" Counter Sunk Bolts, W/ (2x) ¼" Gold Washers, and (2x) ¼"-20 Ny-Lock Nuts in: (R:1) locations.

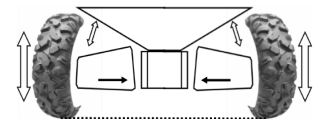
Install : (1x) ¼"-20 x 1" Counter Sunk Bolts, W/ (1x) ¼" Gold Washers, and (1x) ¼"-20 Ny-Lock Nuts in: (R:2) locations.

(On Each Rear A-arm Guard)

(On Each Rear A-arm Guard)



**** Ensure Clearance For Turn Radius & Vertical Travel
Before Fastening ALL Bolts Securely***



**** Drilling Instructions : ****

Use a : **#No7 (13/64th)** drill bit,

(one size above the commonly available 3/16th bit) Recommended ¼"- 20 Tap *(Optional)

To drill and thread self tapping bolts in to chassis frame.

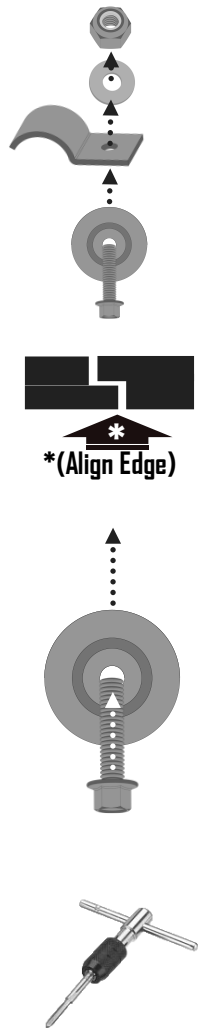
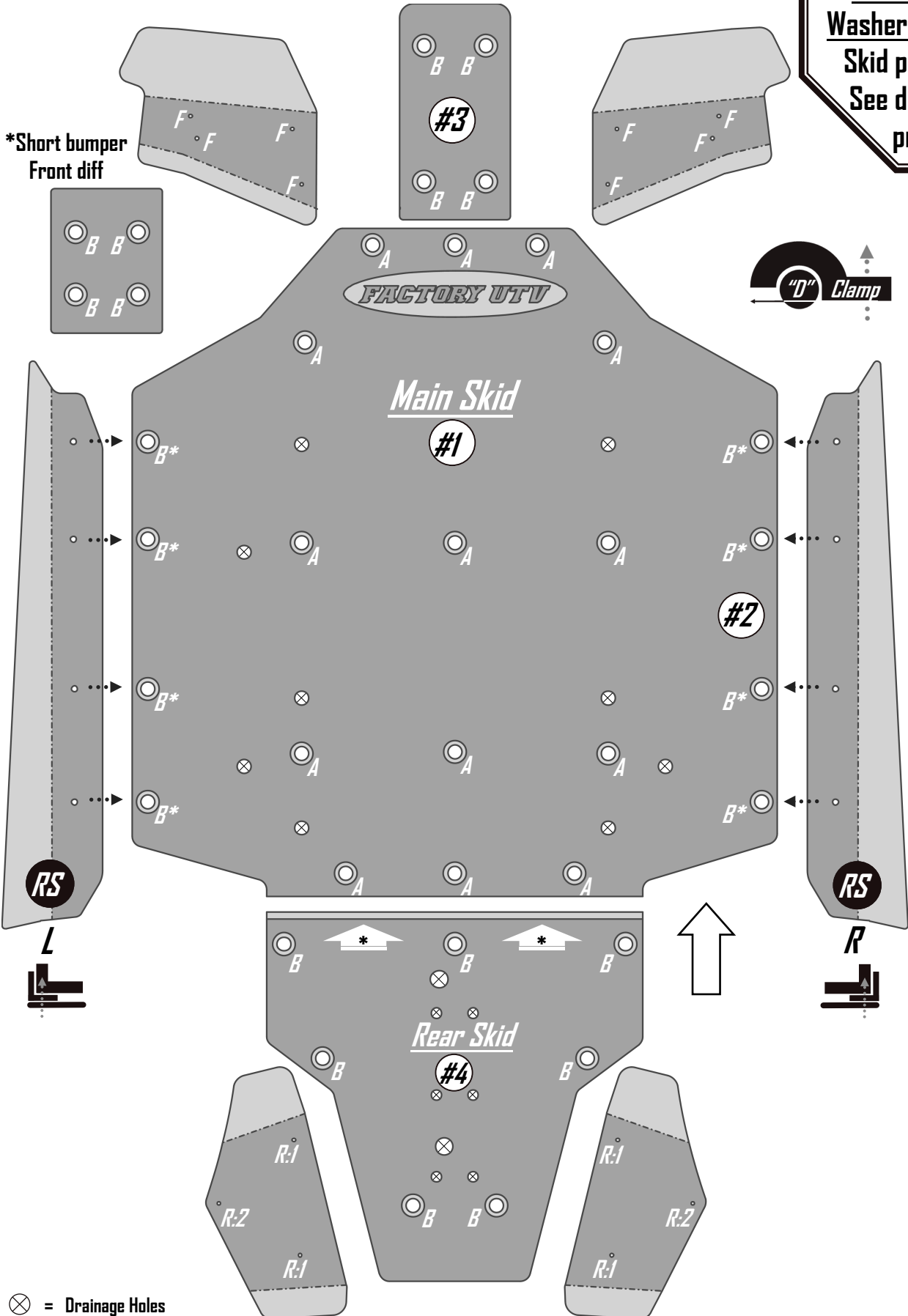
Finger Thread All Bolts Prior To Fastening Securely With Power Tools.

We strongly recommend the use of a "Thread Locking Compound" when installing any mounting hardware.

(When installation is complete , ensure all bolts are fastened securely.)

Polaris RZR 570 (2012 - 2021+)

Read :
 Instructions on pg.#2
 Remove stock skid plate.
 Re-use 15 Stock Bolts &
 Washers in all "A" locations.
 Skid plate will form to fit,
 See drilling instructions
 prior to drilling.



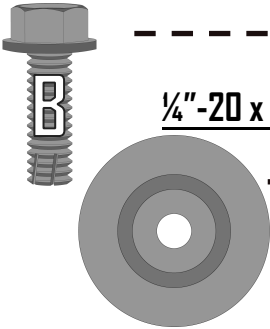
(1/4"-20) Tap
 Recommended
 for drilled
 locations

570 "S" (2017)
 Uses smaller a-arms,
 similar hardware
 and installation method

⊗ = Drainage Holes
 Do Not Use For Mounting

Polaris RZR 570 (2012 - 2021+) Hardware kit

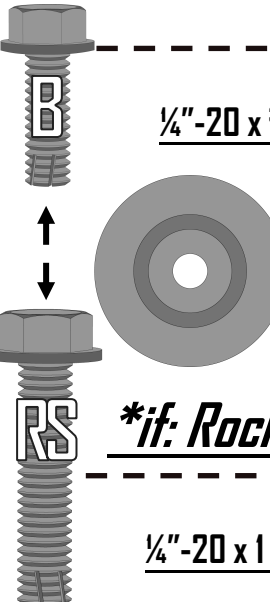
#1 Front Diff. Small bag



4x
1/4"-20 x 3/4" Self Tapping Bolt (#B-D:2)

4x
Counter Sunk Washers (#W:1)

#2 Main Skid Small bag



8x
1/4"-20 x 3/4" Self Tapping Bolt (#B-D:2)

8x
Counter Sunk Washers (#W:1)

**if: Rock Slider Hardware*

8x
1/4"-20 x 1 1/4" Self Tapping Bolt (#B-D:4)
(In Lue of 8x "(B-D:2)" bolts)

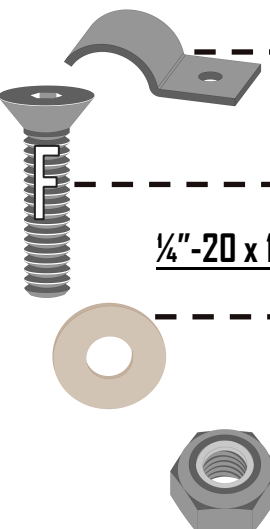
#3 Rear Skid Small bag



7x
1/4"-20 x 3/4" Self Tapping Bolt (#B-D:2)

7x
Counter Sunk Washers (#W:1)

#F Front A-Arm Guard small bag :



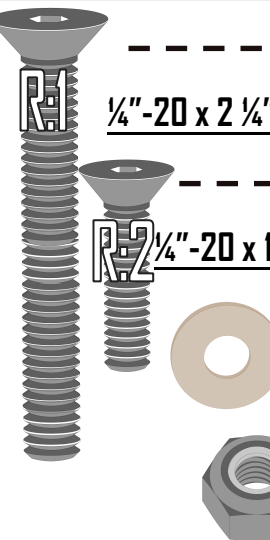
8x
1"x1" "D" Clamps (#C-D:2)

8x
1/4"-20 x 1" Counter Sunk Bolts (#B-C:1)

8x
1/4" Gold Washers (#W-3)

8x
1/4"-20 Ny-Lock Nut (#N:2)

#R Rear A-Arm Guard Small bag :



4x
1/4"-20 x 2 1/4" Counter Sunk Bolts (#B-C:5)

2x
1/4"-20 x 1" Counter Sunk Bolts (#B-C:1)

6x
1/4" Gold Washers (#W-3)

6x
1/4"-20 Ny-Lock Nut (#N:2)

*Check out our other
RZR 570 products online
Spare Tire Mounts
Fire Extinguisher mounts
Door Kits *(version 1 & 2)
2" Billet Wheel Spacers*

www.factoryutv.net

**(All bolt lengths here are sized to scale.)*