

Contact Us: FACTORY UTV LLC

9237 Beatty Drive Sacramento, CA 95826

Phone : (916) 383-2730

E-mail : info@factoryutv.net

Go online: www.Factoryutv.net



U.H.M.W. Skid Plate / Under Armor Package

Ultra. High. Molecular. Weight. polyethylene all terrain skid plate / under armor kit for UTV's

Installation Guide (A-Arm Guards)

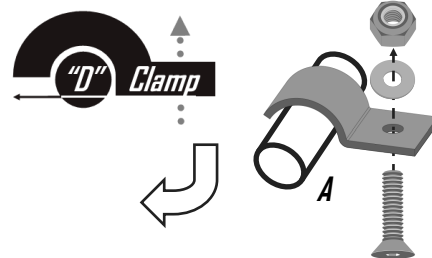
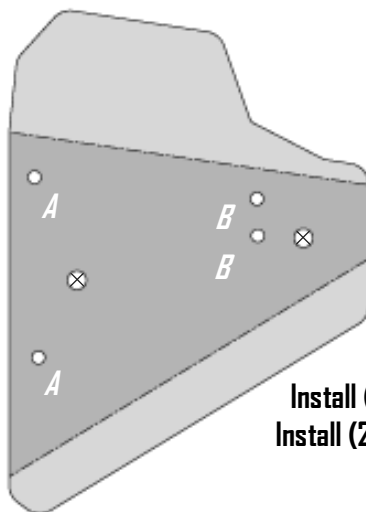
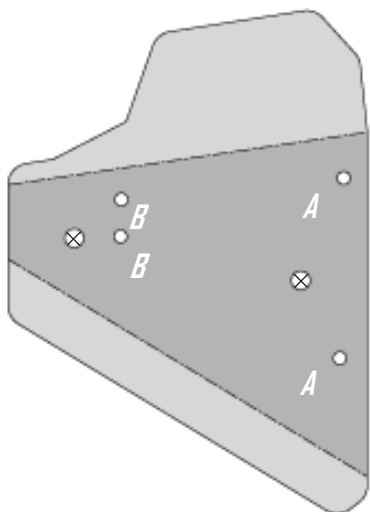
Polaris

RZR 4 900 (2014 - 2021+)

Fits: RZR 4 900 EPS - 4 900 S - 4 1000 S

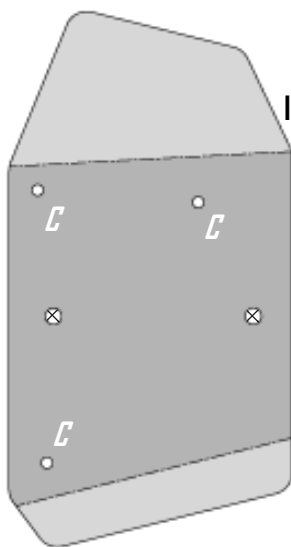
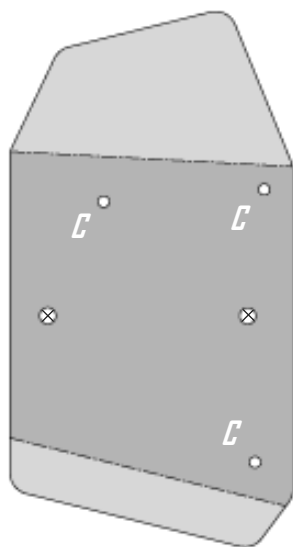


Factory UTV Polaris RZR 4 900 (2014 - 2021+) UHMW A-Arm Guard Instructions



Front A-Arm Guards:

Holding "D" clamps over a-arm tubing,
Install (2x) $\frac{1}{4}$ "-20 x 1" Counter Sunk Bolts in (A) locations,
Install (2x) $\frac{1}{4}$ "-20 x 1 $\frac{1}{2}$ " Counter Sunk Bolts in (B) locations,
all with washers and Nylock nuts.



Rear A-Arm Guard:

Install (3x) $\frac{1}{4}$ "-20 x 2 $\frac{1}{2}$ " Counter Sunk Bolts in (C) locations
all with washers and Nylock nuts.

Ensure all bolts are fasten securely before use
Do Not Over Tighten Bolts.



Front A-Arm: Large bag

	4x
1" x 1" "D" Clamps (#C-D:2)	
	4x
$\frac{1}{4}$"-20 x 1" Counter Sunk Bolts (#B-C:1)	
	4x
$\frac{1}{4}$"-20 x 1$\frac{1}{2}$" Counter Sunk Bolts (#B-C:3)	
	8x
$\frac{1}{4}$" Gold Washers (#W-3.0)	
	8x
$\frac{1}{4}$"-20 Ny-Lock Nut (#N-2)	

Rear A-Arm: Large bag

	6x
$\frac{1}{4}$"-20 x 2 $\frac{1}{2}$" Counter Sunk Bolts (#B-C:6)	
	6x
$\frac{1}{4}$" Gold Washers (#W-3.0)	
	6x
$\frac{1}{4}$"-20 Ny-Lock Nut (#N-2)	

⊗ = Drainage Holes
Do Not Use For Mounting