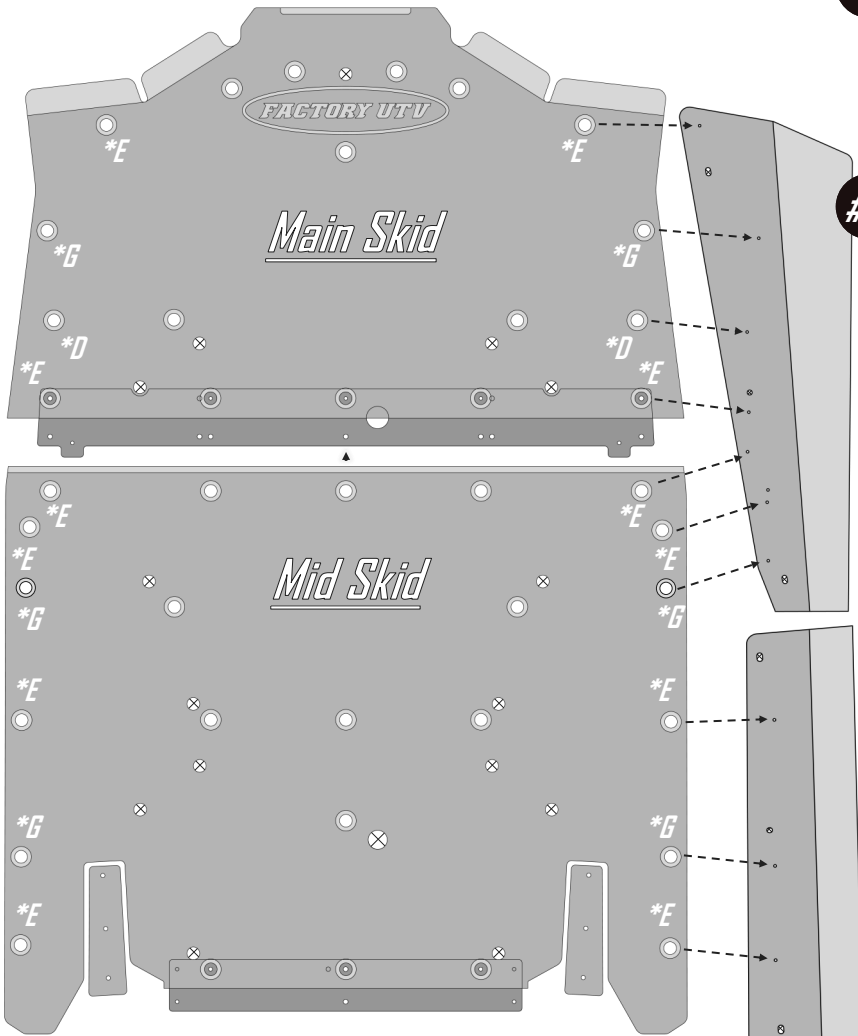
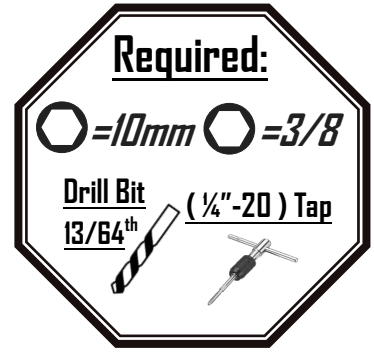


# Polaris RZR Pro XP 4, Pro R 4, Turbo R 4 (2022+) Rocksliders w/ skid plate instructions

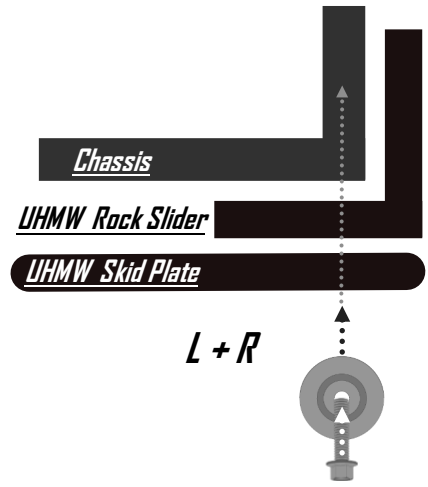
**UHMW Rocksliders For use with: Factory UTV UHMW skid plate.**

SKU:  
ProXp4-R4-TR4Slidr



**#1**  
**First,**  
 Remove main skid and mid skid Side Bolts in "\*" locations.  
 Save and Re-Use Counter Sunk Washers with provided bolts.

**#2**  
**Second,**  
 Install Rocksliders In-between Skid and chassis frame.  
 Align and Install ( E ), ( D ), ( G ) Bolts.  
 Install bolts loosely and adjust for best fit.  
 Fasten all bolts securely before use. Do not over tighten.



**Rock Sliders bag:**

	<b>12x</b>
	<b>2x</b>
	<b>5x</b>

**MG- 1.0 x 35mm Flange Bolt (#B-A:8)**  
**MG- 1.0 x 25mm Flange Bolt (#B-A:6)**  
**1/4" -20 x 1 1/2" Self Tapping Bolt (#B-D:6)**

⊗ = Drainage Holes  
 Do Not Use For Mounting

Rocksliders can be modified to accommodate side mounted metal nerf bars or tree kickers,

# Polaris RZR Pro XP 4, Pro R 4, Turbo R 4 (2022+) Standalone Rocksliders Instructions

Counter sunk UHMW Rocksliders, For Standalone use with: Stock OEM skid plate.

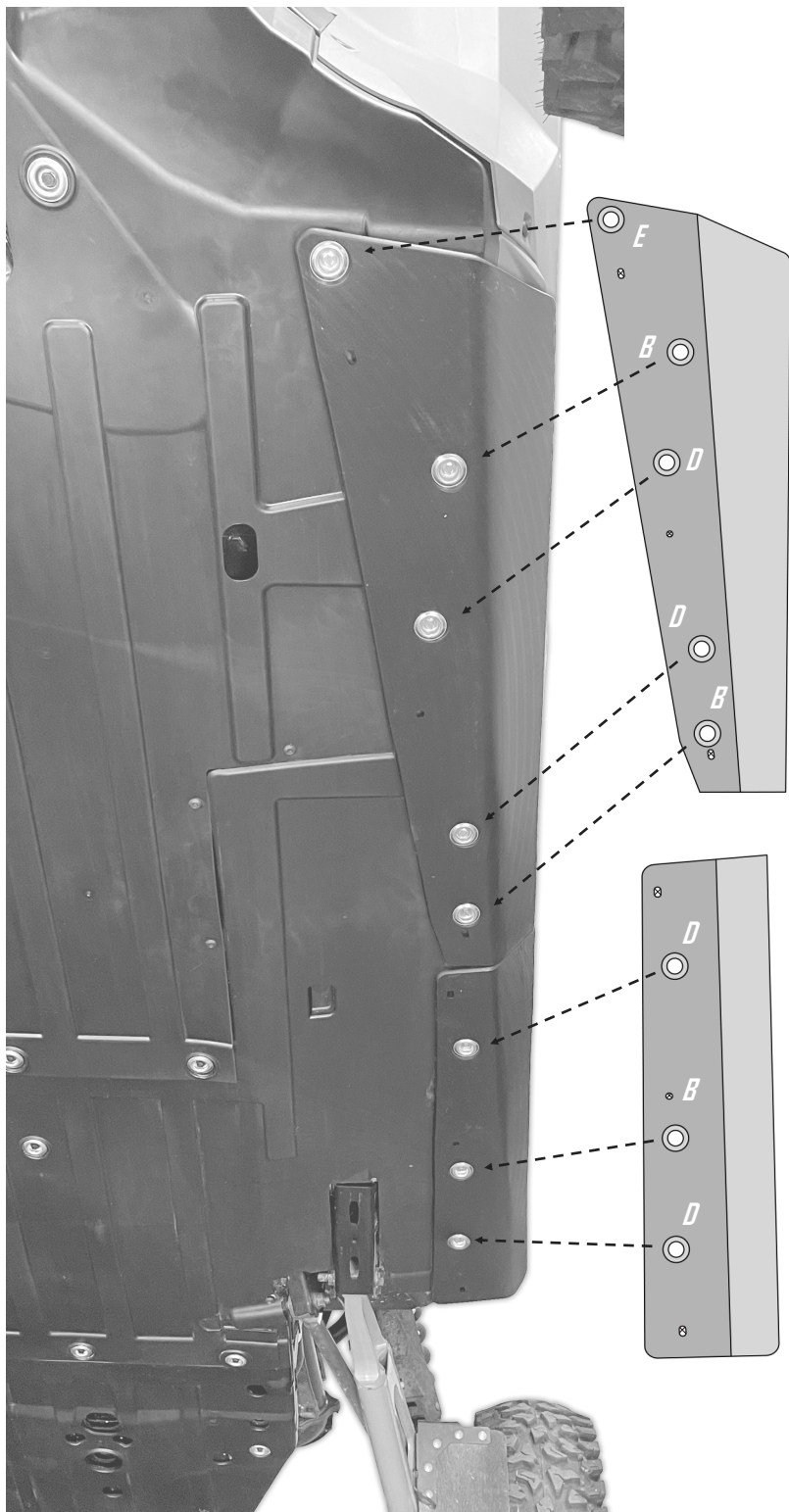
SKU:  
ProXp4-R4-TR4Slidr-CS

**Required:**

○ = 10mm   ○ = 3/8

Drill Bit (1/4"-20) Tap

13/64<sup>th</sup>



**#1**

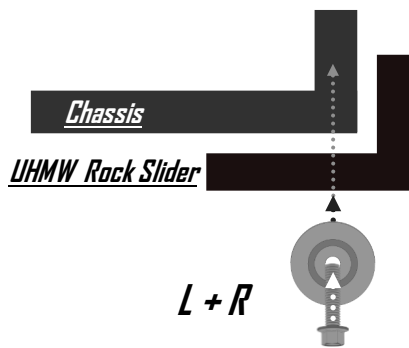
First,  
Remove Side Bolts from stock slid plate.

**#2**

Second,  
Install Rocksliders on to OEM Skid plate.  
Align and Install ( E ) and ( D ) Bolts.  
Install bolts loosely and adjust for best fit.  
Fasten all bolts securely before step 3, Do not over tighten.

**#3**

Third,  
Mark, Drill and install remaining ( B ) Bolts.  
Fasten all bolts securely before use, Do not over tighten.



## CS - Rock Sliders bag:

	2x
	10x
	6x
	16x
	16x

**M6- 1.0 x 35mm Flange Bolt (#B-A:8)**  
**M6- 1.0 x 25mm Flange Bolt (#B-A:6)**  
**1/4"-20 x 3/4" Self Tapping Bolt (#B-D:2)**  
**Counter Sunk Washers (#W-1)**

Rocksliders can be modified to accommodate side mounted metal nerf bars or tree kickers,  
If installing with UHMW Skid plate later on, you will need to drill passthrough holes in  
rocksliders, and us longer hardware, ( see reverse page )

⊗ = Drainage Holes  
Do Not Use For Mounting