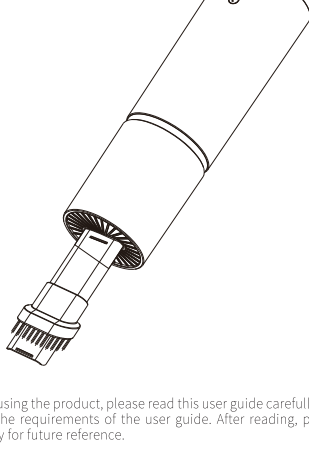


# Brigii

## Mini Vacuum

### User Guide

#### Y120 Pro



Before using the product, please read this user guide carefully, and strictly follow the requirements of the user guide. After reading, please keep it properly for future reference.

Brigii

### Important safety instructions:

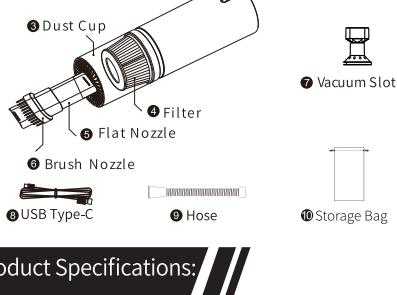
TO AVOID SAFETY ACCIDENTS OR MACHINE FAILURE, BASIC SAFETY PRECAUTIONS SHOULD ALWAYS BE FOLLOWED WHEN USING YOUR BRIGII CORDLESS VACUUM CLEANER, INCLUDING THE FOLLOWING:

- 1 Never use this product as a toy. Be sure to pay attention when children use or approach it. Please look after the children and make sure they will not use this product as a toy.
- 2 Keep your hair, loose clothing, fingers and body parts away from running parts such as the machine air intake and brush strip. Do not point the nozzle, the dust collection rod or the tip at the eyes or ears, or put it in the mouth.
- 3 Do not put items in the machine air intake. Never use the machine when the air intake is clogged; remove dust, cotton, hair, or other items that may reduce airflow.
- 4 Turn off the vacuum cleaner before removal or installation of the filter.
- 5 The filter should be cleaned at least once a month, and should be cleaned in time when there is obvious dust on the filter.
- 6 The vacuum cleaner shall not be operated when the filter is not installed properly.
- 7 Before reuse, check the filter for proper installation or damage.
- 8 Avoid rain, approaching high temperature objects, and direct exposure to sunlight.
- 9 Contact with any liquid is prohibited.
- 10 It is forbidden to inhale sharp objects, burning or smoky objects (such as glass, carbon fire, cigarettes, or unextinguished ash).
- 11 Those other than professionals are prohibited from opening it for repair or modifying internal wiring.

1

Brigii

### Product Diagram :



### Product Specifications:

Product Name:	Mini Vacuum	Model Number:	Y120 Pro
Charging Voltage:	DC 5V	Battery Capacity:	2500mAh×2
Charging Current:	1500mA	Product Net Weight :	About 465g
Rated Power:	80W	Dimensions:	65×65×215mm


2

Brigii

### Main Usage:



Keyboard cleaning



Car interior cleaning




Sofa cleaning



Gap cleaning



Vacuum storage bags pumping



Cabinet cleaning

3

Brigii

### Function Description :

- 1 Power switch: Press and hold it to turn on, and press it again to turn off.
- 2 Nozzle: Three nozzles are available for replacement.
- 3 Routine maintenance: Rotate to open the dust cap and take out the filter, wash it with water and dry naturally.
- 4 When it is working or charging, it displays a red light. When it is fully charged, it shows a green light.

### Troubleshooting :

(Turn off the power before troubleshooting)

- 1 If, during use, abnormal noise is found, the filter may not be placed, causing suction of foreign matter. Immediately turn off the power, remove the foreign matter and replace the filter.
- 2 In case of reduced suction, check if the suction port or filter is clogged.
- 3 If the motor fails to operate, check if the switch is pressed or there is no power.

4

# Brigii

Website: [www.brigii.com](http://www.brigii.com)

Email: [support@brigii.com](mailto:support@brigii.com)