


curiosity

set

inspiration

MODU®



Building Guides 6 – 27

Nice to Know 30 – 37

Behind the Scenes 38 – 45



imagine

build

move

MODU[®]

Congratulations on your new MODU set! You are now part of the #moduverse where imagination, creativity and active play rule. Use this booklet for inspiration when you go on fun adventures indoors. Explore MODU's many functions with the general principles presented here and go even further by building your very own creations — imagine, build, move in an endless play loop!

building

guides

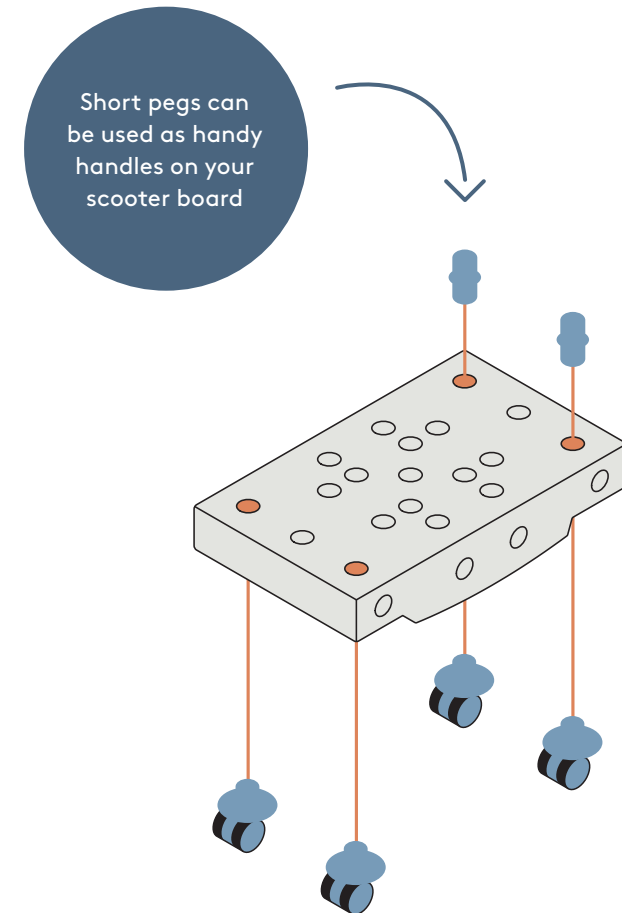
Scooter Board



Swirly tummy fun! A scooter board is a simple yet versatile toy for kids of all ages, perfect for tummy time and sensory play. Babies and young toddlers can benefit from the exercise it provides for essential neck and back muscles, while older children can use it to activate their entire body.

Ages: 0 – 6

Time to build: 30 sec.



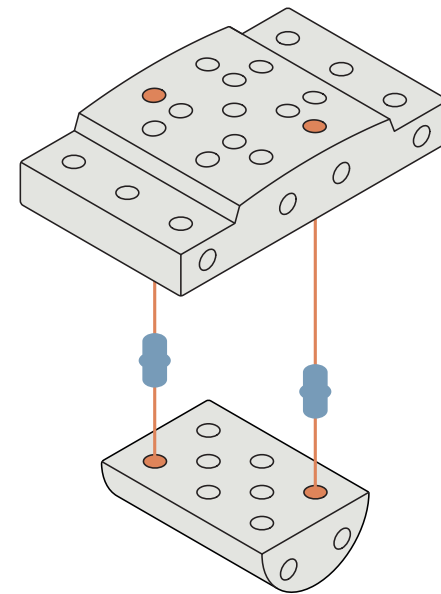
Balance Board



A balance board is a fun way to exercise both balance, core strength, and coordination. Babies and toddlers may start by laying on their belly or sitting on their knees, shifting the weight from side to side. When ready, help the child to stand up and support if needed until they're comfortable with the movement.

Ages: 0 – 6

Time to build: 15 sek.



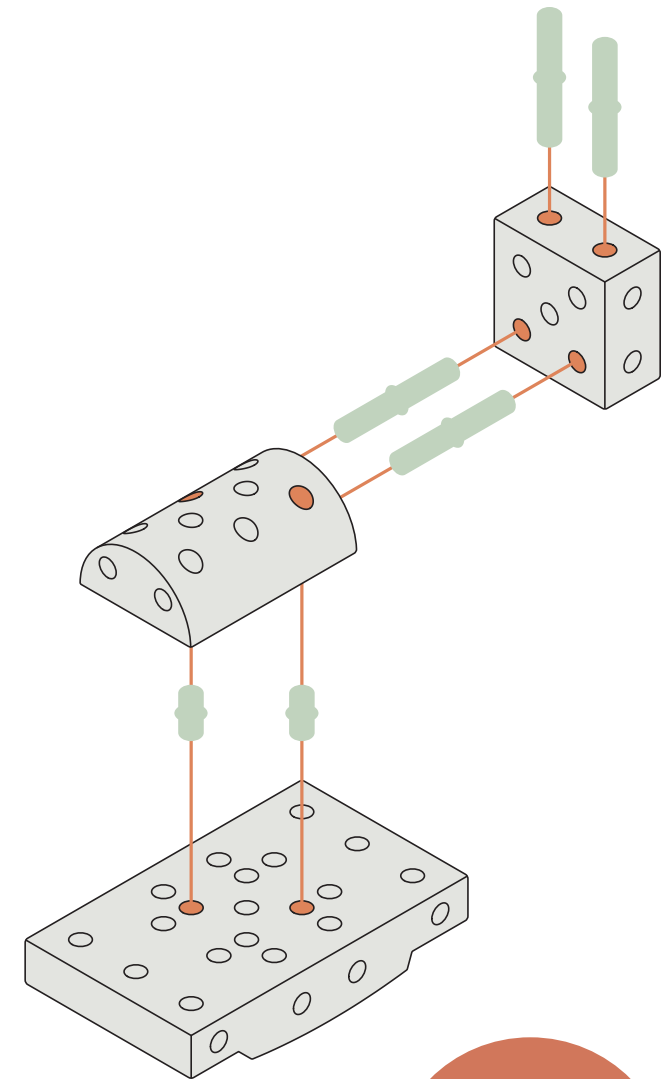
Rocker



Rocking horses are properly one of the most iconic kids' toys ever — and for good reason! A rocker exercises both balance and upper body control, and is especially good for small children. Guide your child through the movement until ready to rock off on their own.

Ages: 0,5 – 3

Time to build: 2 min.



When rocking has been mastered, add wheels to create a swirly ride!

Tiny Ride

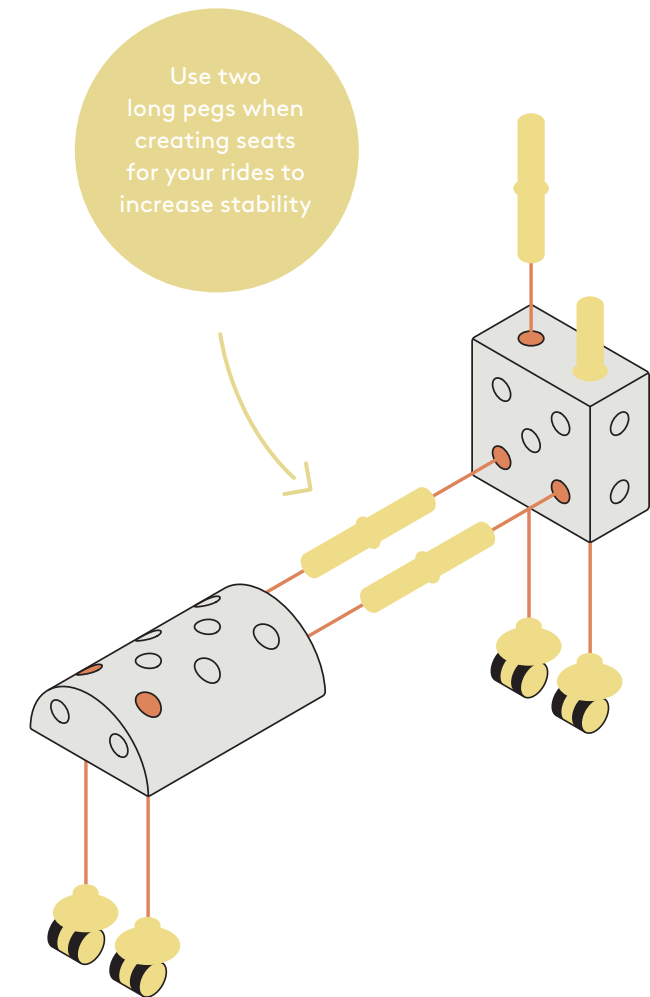



A tiny ride is a perfect ride-on for small toddlers who are ready to put their balance and stability skills to the test. Moving around in changing directions enhances your child's core strength, and steering while kicking is an excellent coordination exercise. It's all great practice for advancing to a balance bike.

Ages: 1 – 3

Time to build: 2 min.

15





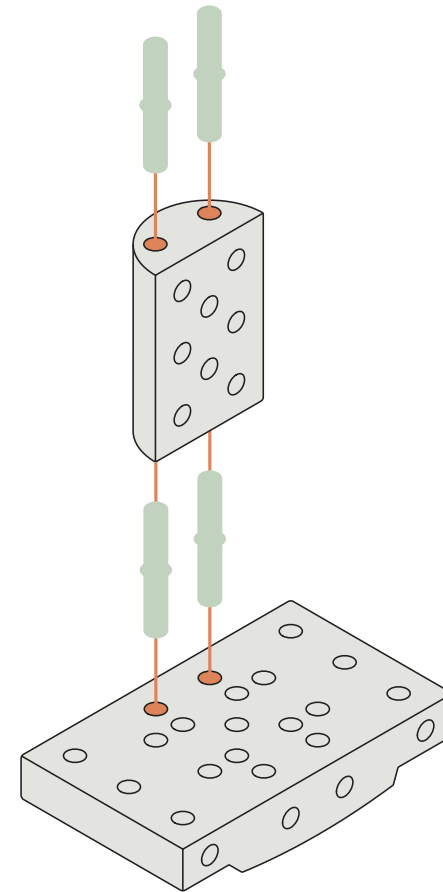
Tilter



This tilter is a fun toy for practising balance with your baby or toddler. The sideways rocking motion stimulates the inner ear system and therefore your child's sense of balance. If needed, support the child by the hip. When mastered, move on to the Balance Board.

Ages: 1 – 3

Time to build: 1 min.



Chair + Table

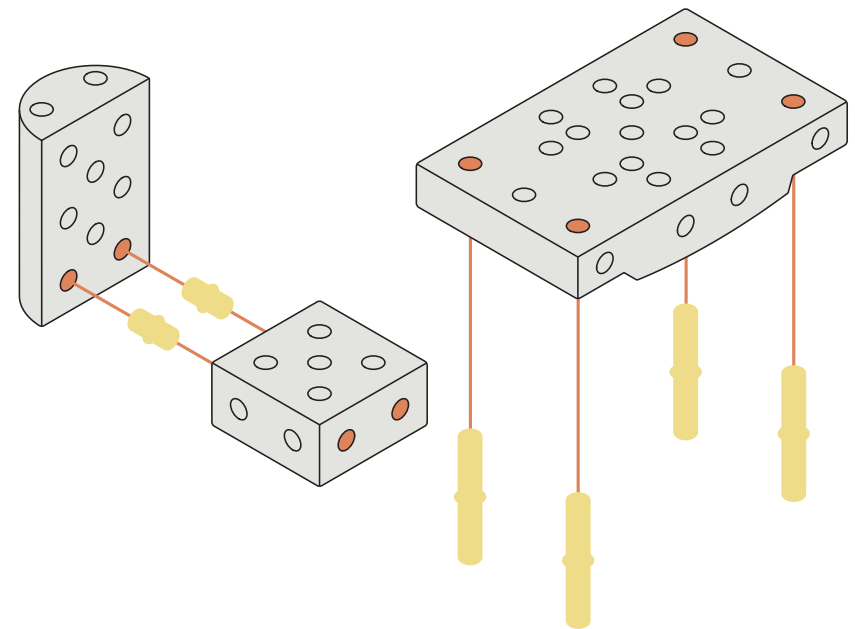


Building furniture and props for pretend play is a fun way for children to explore their imagination. Let your child enjoy an afternoon snack. Make your own little MODU café. Or use the chair and table as functional pieces of furniture in the kids' room in-between play sessions.

Ages: 1 – 3

Time to build: 2 min.

21



Obstacle Course

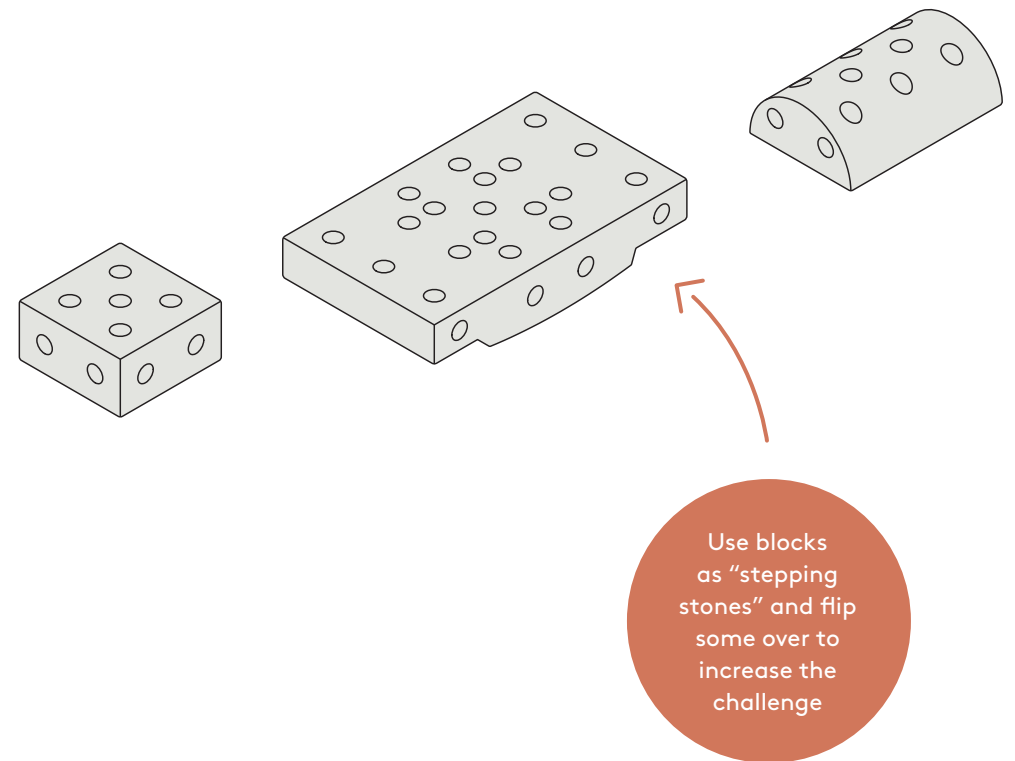


Obstacle courses are both fun and a great motor skill challenge. Use the blocks as stepping stones and explore the individual shapes — some are stable while others wobble and rock depending on how you place them on the floor. Perfect for a game of Follow the Leader or The Floor is Made of Lava.

Ages: 2 – 6

Time to build: 15 sec.

23



Little Stairway

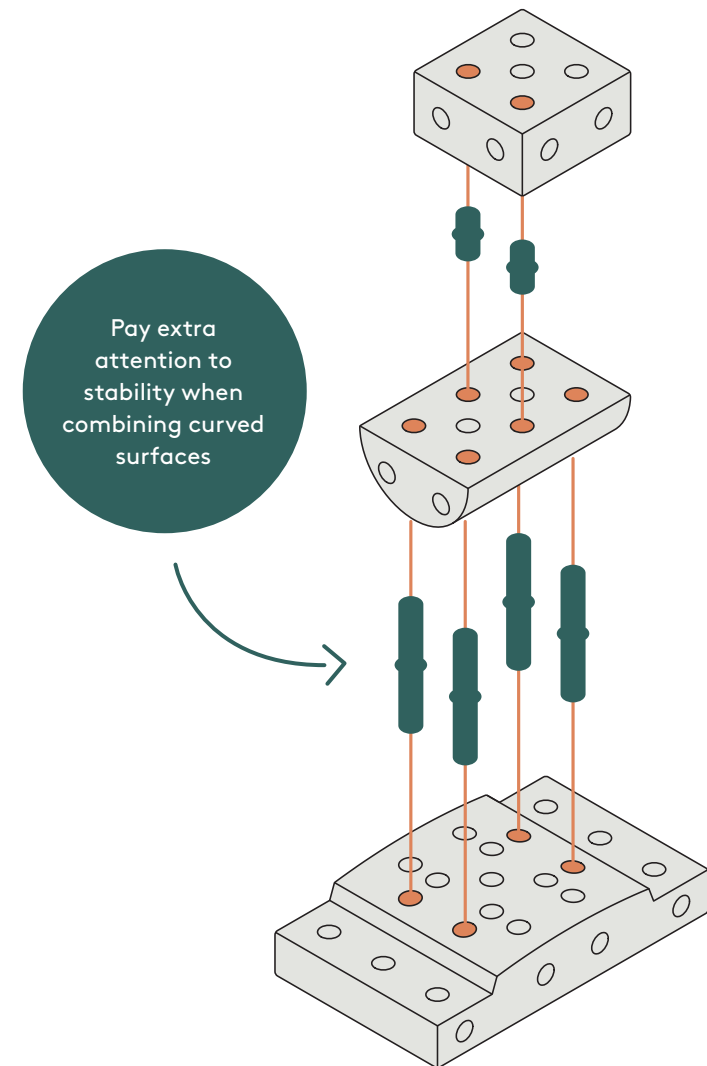


Help your child reach new heights. A stairway can be both fun and functional. Practice motor skills with your toddler, or use it as a little helper for everyday tasks. Climbing stairs is a great overall exercise that improves both balance, coordination, and agility.

Ages: 2 – 6

Time to build: 2 min.

25



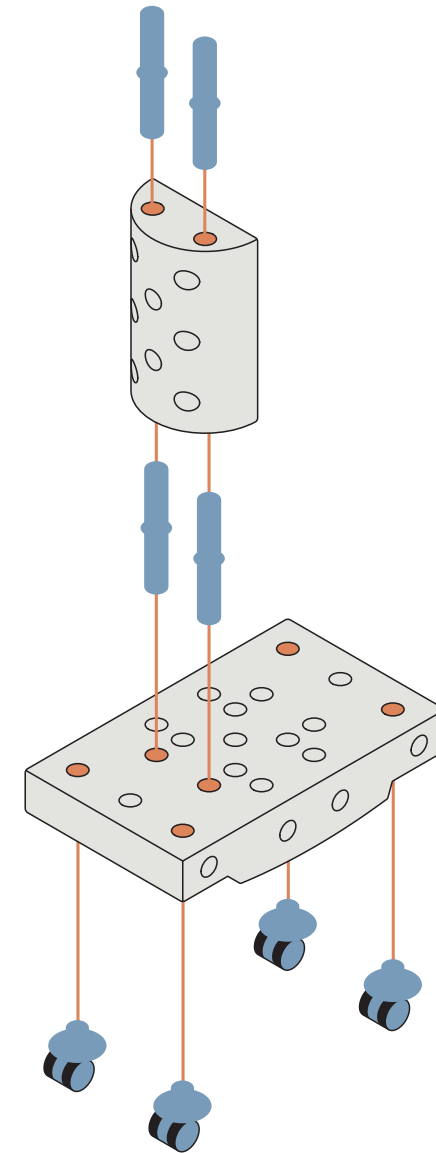
Wheely Cart



Whether it's blocks or dolls, kids just love to move stuff around! With a wheely cart, your child can give their teddy bear a ride, pretend to be shopping, or use it to tidy up their room. Pushing the wagon around is a good way to practice coordination and balance, and it develops your child's spatial awareness.

Ages: 2 – 4

Time to build: 2 min.



Learn more at
www.modu.dk

Add more elements and
build even bigger creations





nice

to

know



BLOCKS ...are not just building blocks. Use them for balance play or as stepping stones — some are stable while others wobble and rock. Sturdy, yet light and tactile, MODU blocks are made for active play in your home.

PEGS ...can be used as both connectors, handles and foot bars — and even tails or ears on a monster. That's also why there are different lengths. Long pegs are great for stabilizing creations, while short pegs fit anywhere and provide extra support.

WHEELS ...put a fun spin on your creations. Use the swirly wheels for speed and 360-degree swivel action. Large foam wheels are perfect for more stable ride-ons and push toys. Find them online at www.modu.dk



From time to time your MODU blocks will become dusty, sticky, wet and even sad...

Keep your blocks clean and fresh with ease; hot water and a cloth or soft brush will do the trick. Or, for an even simpler solution, put it all in the dishwasher on a short, energy-saving cycle. You can even take the blocks into the shower with you for some extra bathtime fun – they float!

NB! Your blocks also get bored and lose a bit of life if they are left in the corner for too long. Play with MODU and they will remain fresh and happy at all times.

Storage (If Strictly Necessary)




Let MODU be part of your living room and everyday life. Your blocks are most happy when they are being played with. — all the time!



After a long day of play, your toys might need some rest too. Take good care of your MODU by separating the elements between play sessions. Why not get crafty and build something fancy for your room? A mini-table and stool, or maybe a bed for the teddy bears?

If you're all out of ideas, no worries! MODU storage baskets are perfect for versatile storage, and if that doesn't cut it, you can always flat-pack your blocks and sweep them under the bed.

behind



the

scenes

we dream of
a future
where kids
develop
through more
imagination
and
active play.

We dream of a future where kids develop through more imagination and open-ended, active play. Our mission is to make play the centre of living and encourage healthy development through play. We do that with products that create space for children and families to connect and explore the natural urge to move and be creative.

MODU was born out of curiosity to fulfil the need for toys with greater longevity and wider appeal. Physical and cognitive changes happen very rapidly in the early years of childhood, and many toys are quickly outgrown. Our solution is a simple system of toys with long life cycles that stay relevant across all ages, genders, cultures, homes and play worlds.

Designed to develop creativity and motor skills, we believe that MODU can empower kids to grow up facing life with true wonder and great confidence. We think of MODU not only as a toy, but as a framework for play and learning in everyday life. We celebrate playful living and we hope MODU will be part of your home for many years to come.



MODU was developed on the foundation of Danish Design traditions. Quality, functionality and innovation are part of our heritage and key ingredients in how we design products.

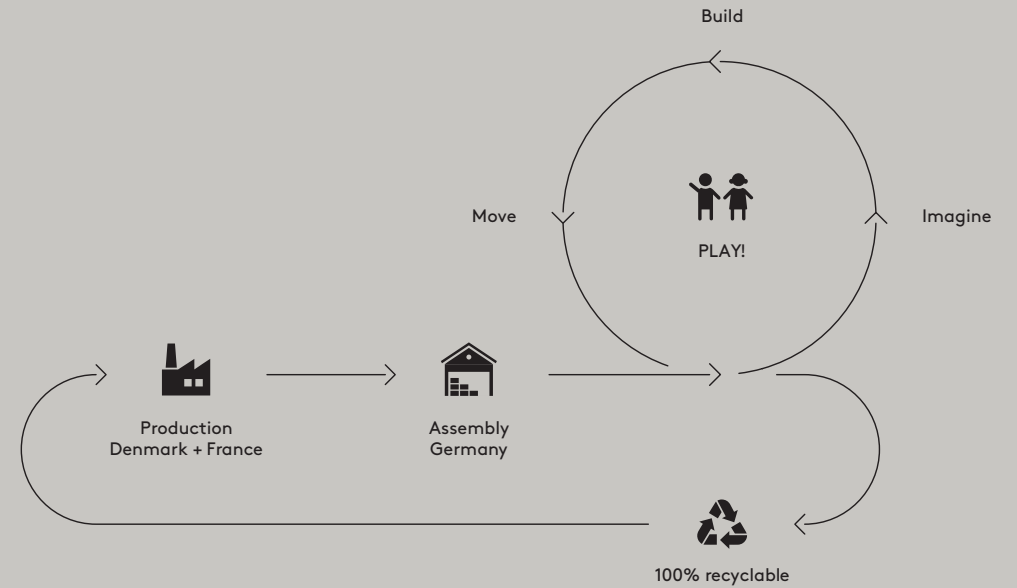
With play at heart, we combine form and function into toys that are honest, unobtrusive and meaningful. Our base is a simple and minimalistic system that is highly adaptable to its context; its users and surroundings. This means that MODU can be used for all types of open-ended play — whether your kids are into speed, constructing, role-playing, tumbling around, or just being creative geniuses. The modular aspect allows you to shape the play experience however you like.

It's our goal to make play a central part of living but we know that toys can clash with modern decor and small living spaces. We accommodate this with a minimalistic, yet multifunctional design, that allows personal variation in look and feel. A toy that can be invited into any home and any part of the home.

We call it Playful Danish Design.



100% Recyclable and Long-Lasting in Every Way



Our packaging consists of FSC certified cardboard and paper, and is deliberately free of any single-use plastic.



Being highly age-adapting, MODU is the epitome of sustainable toys — a toy with a long life cycle that stays fun and relevant for years. Or as we like to say: "A toy that helps kids grow and grows with kids."

MODU is made in Europe. Our production is located at two carefully selected manufacturing companies in Lyon, France and Odense, Denmark. Our entire production chain is centralized in Europe, meaning that all materials are locally sourced to limit the pollution and waste caused by transportation.

Our blocks are made from 100% recyclable EPP foam. A material known to have a low environmental impact and to be very durable and resilient against damages, marks, dirt etc. It requires minimal consumption of resources in both production and processing, and it is very easy to recycle and reuse. Our connector pegs are made from non-toxic, food-grade ABS plastic. All your MODU parts can be replaced and recycled, so please discard properly in due time.

What are you creating? Get inspired and share your greatest play moments and builds online using **#moduverse**



#moduverse

47

s h
a d
r e

The fine print: To ensure the stability of certain rides, we encourage the building process to be supervised by an adult • Rides built using the small swirly wheels are not meant to be completely stable and therefore should be treated as balancing toys to be played with under the supervision of an adult • We discourage any unsupervised play with the pegs under the age of 8 months, or kids who cannot sit upright on their own • Please disassemble your creations after each play session to maintain tight connector holes • We take safety seriously, and we use independent consumer labs to ensure that all our parts are safe and certified; MODU is CE certified and compliant with the European Standard for Toys covered by EN 71 • For any enquiries please write us at hej@modu.dk

MODU ApS ©2023
Playful Danish Design

www.modu.dk

