



CATALOG 2022

**THE
PROFESSIONAL'S
CHOICE
SINCE 1951**

Machines & Tools for the Professional Tile Installer

This is just a short order form. For RUBI'S full line of products, please use the 2022 Catalogue or visit our website.



ABOUT RUBI GROUP

Introduction.....04-11



ELECTRIC TILE CUTTING

Electric Cutting and Tile Saws.....12-21

Accessories for Tile Saws.....22-23



DIAMOND BLADES

Diamond blades (dry & wet cut)..... 24-27



CUTTING & GRINDING

Grinding wheels and blades..... 28

Blades and Polishing pads..... 29

Pro-Edger, Bevelling and Mitering Accesories..... 30-31



MANUAL TILE CUTTING

Manual Tile Cutters..... 32-41

Scoring Wheels..... 42-45



SLAB SYSTEM. Cutting and handling tools for large format tiles.

Cutting.....46-48

Handling.....49-54

Suction Cups55



MIXING

Electric Mixers..... 56-57

Mixing Paddles.....58



DRILLING

Tools for Drilling Tiles, Stoneware, Marble, Granite and other materials..... 59-62



TOOLS For fixing tiles and finishings

Trowels & Notched Trowels..... 63-66

Accessories for Tiling..... 67-69



ACCESSORIES For tile fixing and finishing

Tile Spacers..... 70-71

Fast Leveling Systems..... 72-74



PRODUCTS FOR CONSTRUCTION

Plastic Buckets for Construction..... 75



SAFETY EQUIPMENT

Safety equipment for building professionals 76



CLEANING AND FINISHING

Products & Accessories for cleaning and finishing of tiles..... 77-78



PAL BOX AND DISPLAYS

Palbox and displays..... 79-81





PURPOSE

BETTER PROFESSIONALS, BETTER PLACES

Our "Better professionals. Better places" purpose explains our approach in the two key areas that improve the quality and performance of our industry: those people whose trade is visible to everybody so that it can be admired, along with the places transformed by their creativity. We want to change the future by being and creating better professionals and building better places in favour of a better world.

RUBI GROUP

MISSION

Our mission is to provide outstanding solutions for construction professionals, through the design, manufacture and distribution of tools and equipment which ensure maximum efficiency, cost-effectiveness and safety for optimal ceramic tile laying, thereby maintaining the identity of the Boada brothers as well as their corporate legacy so that we can all build a better future together.

VISION

Our vision is to be a leading company at global level in solutions for cutting and laying tiles as a result of technological innovation and proximity to the user, thus improving the quality of life of our customers, partners, shareholders and society.



THE BEST OPTION FOR EACH JOB SINCE 1951

Our history began in 1951, when brothers Joan and Antoni Boada i Sucarrats obtained the patent for their innovative tool for cutting hydraulic mosaic, glazed and ceramic tiles. Together, they produced 25 units in the garage of their house in Rubí, Catalonia. The new “RUBI mosaic and tile cutter” made its appearance at the first National Invention Exhibition in Barcelona, where it won the diploma of honour and gold medal.

The Boada brothers devoted themselves to developing and sharing their innovative technology with other professionals. In 1969, Mr Miquel Escayol i Vila joined them and the limited company Hermanos Boada S.A. was created.


Since then, the reputation of the company has spread throughout the world and the RUBI name has become synonymous with truly cutting-edge solutions that offer top craftsmen an unprecedented level of quality, efficiency and professionalism.

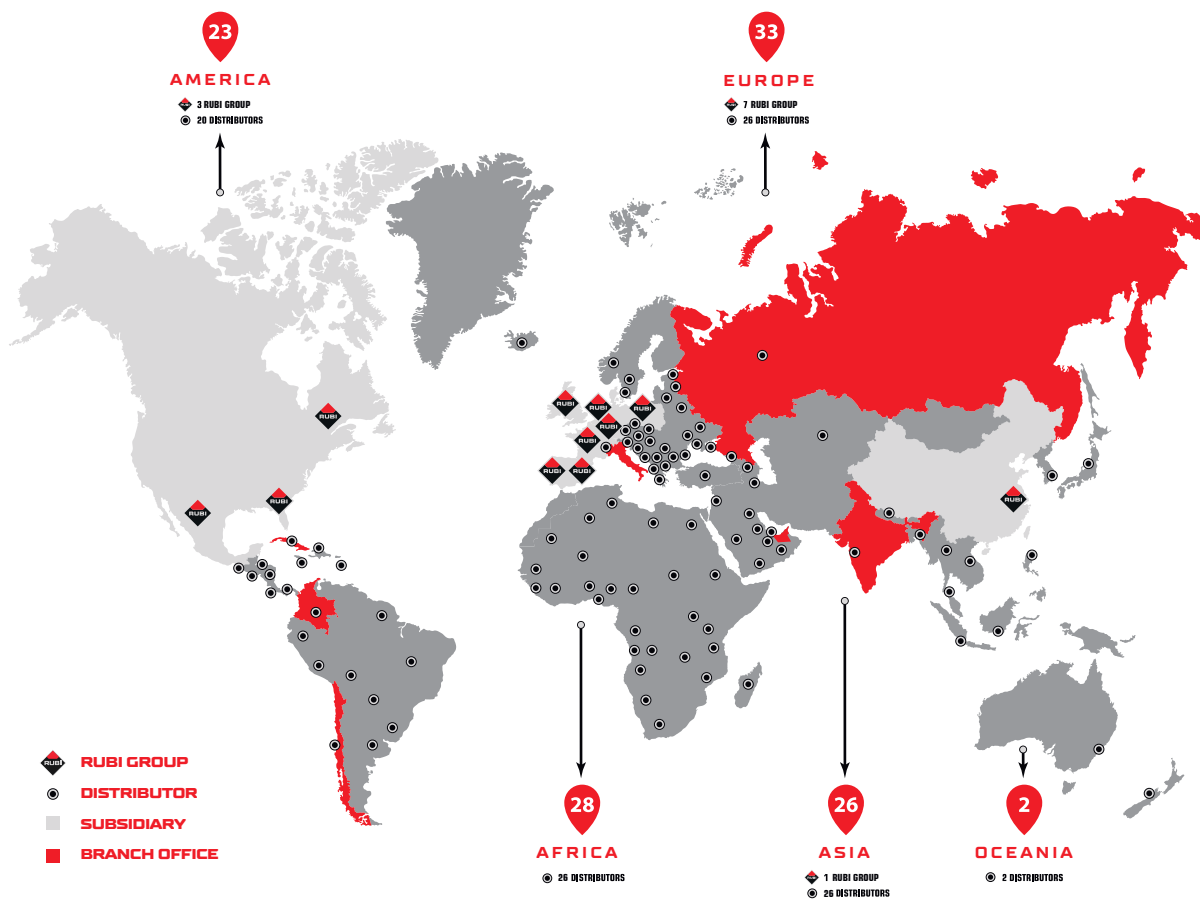
Thus, the RUBI Group specialises in the design, manufacture and distribution of machinery and tools for cutting, laying and maintaining tiles. Placing installers at the centre of our strategy means that innovation, high product quality and excellence are always present in our product range.

Currently, the RUBI brand is recognised by the most demanding construction and design professionals in more than 120 countries, thanks to our large international network of subsidiaries and branches.

The RUBI team works with the opportunities that new trends and technologies offer, as well as the advances relating to communication, safety and environmental responsibility, in order to lead in the construction sector, while staying faithful to our core values and devotion to providing solutions to the needs of tile installers around the world.

WE PROVIDE QUALITY AND INNOVATION TO THE WORLD





- +650 People in the RUBI Team
- 3 Production and logistics centres
- 11 International subsidiaries
- 1 Corporate museum
- 120 Countries with RUBI brand distribution
- +100 Official distributors

The year 1951 marked a milestone in the Spanish construction industry, when the young Boada brothers invented the professional manual cutter for hydraulic mosaic. This ground-breaking tool, christened with the name of RUBI, served as the stepping stone for developing Germans Boada, S.A. Currently, this multinational company designs, manufactures and distributes best-seller equipment and tools for cutting and laying tiles.

The group headquarters are located in Rubi, near Barcelona, and the logistics and industrial center is established in Santa Oliva (Tarragona). The productive and logistics center, recently expanded to 220.000 Sqf., counts on an automated warehouse and the latest technology in order management. These facilities and resources, combined with optimal inventory management, guarantee a daily service to major markets with tight

deadlines, satisfying the current needs multiple distribution channels worldwide. Its international vocation, very present since its creation, makes Germans Boada S.A. a global company with a presence in over 100 countries through an extensive network of branches and participated companies.

RUBI GROUP USA

In 1999, due to the increasing satisfaction of thousands of tile installers worldwide, RUBI Group USA opened its doors to the most ambitious and skilled construction professionals in the United States. Strictly committed to its customers and distributors, the company is currently considered the leader manufacturer of tile laying equipment and related building tools in North America.

RUBI Group USA is heavily investing in the future of the tile industry. The company recognizes that in order to become a top influencer in the construction field, it has to be solidly pledged to the latest technology trends. Accordingly, RUBI Group USA offers cutting edge tile tools with an unparalleled level of guarantee.

Beyond history, sales or technology, the success of RUBI Group USA is rooted in a team of specialists and customer representatives who are always ready to face any kind of challenge. The team is also actively participating in the social conversation, monitoring what thousands of tile experts or knowledge seekers have to say about the brand. To stay tuned for the latest updates, events, and offers, visit us on Facebook, Twitter, YouTube and our blog Tiling World.

INNOVATION & QUALITY

The essence of the RUBI brand is "a job well done". The perfect synthesis of our commitment to the goal of contributing best practices and performance to tiling worldwide. The above statement can be clearly appreciated in everything we do, and in the way our customers can use the products that we manufacture to carry out their work with special attention to quality, creativity and attention to detail.

INNOVATION

We are constantly researching and developing new solutions based on the evolution of market and technology trends, our own experience and ongoing conversations with our partners and other professionals.

QUALITY

We only use materials of the highest quality and we work in compliance with strict design and manufacturing standards in order to offer tools with the performance levels that our users expect.

GUARANTEE

We strive to offer greater durability in our products and a peace of mind that comes from our long track record, also backed up by a customer support service and constant communication with the same global nature.

SOLUTIONS

Understanding and helping to shape our industry for generations has allowed us to create a wide range of tools that provide excellence and efficiency in the cutting and laying of tiles.

TECHNOLOGICAL LEADERSHIP

+1000 References in the catalogue.

+50 Patented products.

60% of RUBI products have been developed internally over the last 5 years.

**A JOB
WELL DONE**





RUBI GROUP

At Rubi we are a multidisciplinary team with great expertise and ongoing training.

The RUBI Team, made up of more than 650 professionals, works in the numerous subsidiaries and branches that the RUBI Group has at international level.

**OUR DAY-TO-DAY WORK
IS ALWAYS CARRIED
OUT ACCORDING TO THE
3 RUBI VALUES**





EXCELLENCE

Excellence defines us in all we do, thanks to our experience, flexibility and innovation. We strive each day to offer the best in our innovative products and our relationships with partners in the sector.

RESPECT

Respect is present in our DNA, our relationships within the RUBI Team and with customers, suppliers and other stakeholders, which allows us to create a close and dynamic environment.

PASSION

Passion is what drives us in our attitude to our work through commitment, optimism and determination. Our long history demonstrates a sustained enthusiasm over time – we love to inspire others.



INSTALLATION IN PHASES

RUBI offers solutions that provide excellence in each step of the tiling process in order to guarantee quality, efficiency and creativity from start to finish. This is the basis for a clear marking on our entire range of products, with each product clearly indicating the stage it is intended for:

This approach provides a clear visual solution for product displays that directs the customer to the product that is suitable for the work in question.



1. Preparation

This stage includes all the processes prior to the installation of ceramic tiles. Starting with the preparation and levelling of the substrates and the verification of the levels. Followed by the setting out and design of the joint pattern and finishing with the preparation and application of the ceramic adhesive.



2. Cutting and Drilling

Although, after the preparation of the adhesive, this logically takes us to the installation stage, RUBI has included the cutting and drilling phase in second place. The reason is very simple, if we take into account that the tile needs to be cut (or drilled), it cannot be installed until this step has been carried out.

All installations require tiles to be adapted and resized to the installation space and, whether it is to a greater or lesser extent, a ceramic tile will always have to be cut (or drilled).



3. Installation

In this stage, we mainly focus on bringing together all the necessary tools to ensure proper handling and installation of the tile, how to obtain the best results both in flatness and alignment in order to make the setting-out design a reality with maximum precision.



4. Grouting

As its name indicates, this stage includes all the tools necessary for the filling and definition of the tile joint, as well as the removal of excess material and a first cleaning stage.



5. Cleaning

As it must do, the last stage brings together everything that is necessary to deliver the perfect job. The final cleaning of any ceramic tile installation process will always make the first impression on any user. For this reason, it is as important as any of the previous stages.



Moving head machine, versatility and precision
For Wall tiles, floor tiles, porcelain tiles and other materials.



- 1 Motor assembly mounted on sliding bearings for maximum precision and reliability. Foldable at 45° for perfect mitre. Direct drive motor.
- 2 Steel plate structure. Sturdy and maximum resistance to working conditions.
- 3 Patented ZERO DUST system exclusive to RUBI and certified by TNO, for safe exposure because of reduction of respirable dust particles generated during cutting.
- 4 C3 Python cooling system. New adjustable refrigeration system. Allows to adjust the point of water's fall depending on the material's thickness, getting a direct impact of the water in the cutting point. This allows to increase the refrigeration's efficiency and to reduce water dispersion.

- Foldable legs with wheels for an easier transportation and removable tables for easy cleaning of the machine.
- Adjustable aluminium square (0° – 60°) with lateral stop for repetitive cuts at 0° and 45°.
- Safety protector for turbo and segmented blades.
- Blade cooling by water (50W water pump) with flow control.
- Includes Premium Arrowhead 10" Blade.
- Supplied with cable.



INCLUDED!



Ref. 31900
Arrowhead 10"

DC-250 PYTHON 850	SUPERPRO	33 11/16"	39"	27"	2 3/8 / 3 9/16"	2 3/16"	-	10"	53 15/16x23 1/4x51 9/16"	121 Lb	154 Lb	1	1**	
DC-250 PYTHON 1200	SUPERPRO	42 1/2"	48"	33"	2 3/8 / 3 9/16"	2 3/16"	-	10"	63 3/4x32 5/16x51 9/16"	132 Lb	165 Lb	1	1**	

	REF	56911
DC-250 PYTHON 850	Voltage	120V-60Hz
	RPM	2790
	REF	56914
DC-250 PYTHON 1200	Voltage	120V-60Hz.
	RPM	2790

DCX-250 XPERT

Professional moving head machine for wet cutting with plunge effect. Suitable for intensive cutting of porcelain, stoneware and ceramic tile. For occasional cutting of natural stone such as marble or granite.



- 1 Reinforced aluminium chassis with innovative triple beam system and steel sides. Improves the stability and rigidity of the chassis.
- 2 Reinforced cutting guide for a better cut finish.
- 3 New adjustable cooling system. Increases cooling efficiency and reduces water dispersion.
- 4 High performance plunge effect. Cutting height adjustment.

- Includes transport handle and off-road type reinforced wheels, which provide better transportability and handling of the machine.
- Steel double settling system for improved efficiency and water recovery.
- Angular measurement with aluminium square adjustable from 0° to 60° for repetitive cuts.
- Includes reinforced folding legs with folding-prevention system and quick lock.
- External and easy to remove water tank with 8 gal. (30 L) capacity.
- Includes improved splash guard system with auto-sliding protective cover.
- Patented ZERO DUST system exclusive to RUBI certified by the TNO, for safe exposure thanks to the reduction of the breathable dust particles generated during the cut.
- Ergonomic bi-material handle for comfortable operation of the cutting head.
- Earth integrated into the chassis.
- Machine supplied with cable.



INCLUDED!



Ref. 31961
RED COBRA 10"

DCX-250 XPERT 1250	PREMIUM	49 3/16"	35 7/16x35 7/16"	2 3/8 / 3 9/16"	1 15/16"	5/8"	10"	172 Lb	1	1**	
DCX-250 XPERT 1550	PREMIUM	61 1/16"	43 5/16x43 5/16"	2 3/8 / 3 9/16"	1 15/16"	5/8"	10"	190 Lb	1	1**	

The cutting capacities can vary depending on the head position, special flanges and disc diameter.

	REF	52962
DCX-250 XPERT 1250	Voltage	120V-60Hz.
	RPM	3350
DCX-250 XPERT 1550	REF	52972
	Voltage	120V-60Hz.
	RPM	3350



DS-250 N

Mobile head machine for high accuracy, ideal for miter cuts.
For Wall tiles, Floor tiles, Porcelain tiles, Marble, Granite and other materials.



- 1** Motor assembly mounted on sliding bearings for maximum precision and reliability. Perfect finishes.
- 2** Equipped with ZERO DUST system. Tested and certified by TNO (Organisation for Applied Scientific Research).
- 3** Wheels and handle included. Easy transport.
- 4** Aluminium structure. Lighter cutter with maximum resistance to working conditions.

- Removable aluminium tables for easy cleaning of the machine.
- With thermic security switch.
- Water pump refrigeration of blade with flow control valve.
- With a double set of flanges, one especially designed for miter cuts.
- Motor assembly mounted on sliding bearings for maximum accuracy miter cuts.
- Safety protector for segmented blades.
- With lateral stop for repetitive cuts.
- Retractable legs with "shield" function and wheels for easy transportation.
- Removable water tank system.
- 2mW (milliwatt) line laser for precise cut.
- Spirit level for easy field installation.
- Blade Included.
- Machine supplied with cable.
- Supplied with new ZERO DUST system already assembled. Also provided with a second anti-splash standard protector



3 cv/hp | 2.1/16" | 3000 RPM | 120V-60 Hz | 78x33 7/8x50" | 212.7 Lb | 265 Lb | 1 | **1 | CE EAC

DS-250 N 1300	PREMIUM	52"	37"	2"	1"	1"	10"	78x33 7/8x50"	212.7 Lb	265 Lb	1	**1	
DS-250 N 1500	PREMIUM	60"	42"	2"	1"	1"	10"	86 5/8x33 7/8x50"	220 Lb	276 Lb	1	**1	

Cutting capabilities may vary depending on the head position, special plates and disc diameter.

INCLUDED!



Ref. 31961
RED COBRA 10"

DS-250 N 1300 LASER&LEVEL ZERO DUST	REF	52934
	Voltage	120V-60 Hz.inch.
	RPM	3400
DS-250 N 1500 LASER&LEVEL ZERO DUST	REF	52944
	Voltage	120V-60 Hz.Inch.
	RPM	3400

DX-350 N

Mobile head machine with plunge effect for total versatility. For all types of ceramic, porcelain tiles and building materials such as marble, granite, facade and fireproof bricks.



- 1 Motor assembly mounted on sliding bearings for maximum precision and reliability. Perfect finishes.
- 2 Equipped with ZERO DUST system. Tested and certified by TNO (Organisation for Applied Scientific Research).
- 3 Aluminium structure. Lighter cutter with maximum resistance to working conditions.
- 4 High performance plunge effect. Maximum cutting height.

- Equipped with protective safety system for segmented blades.
- With thermal security switch.
- Water pump refrigeration of blade with flow control valve.
- Premium blade Ø 12" (300 mm.) included.
- Allows the use of Ø 12" and 14" blades.
- Adjustable mobile head with plunge effect capability.
- retractable legs with "shield" function and wheels for easy transportation.
- Motor on top and belt transmission.
- With lateral stop for repetitive cuts.
- Aluminium working surface removable for easy cleaning.
- Removable water tank system.
- 2mW line laser.
- Circular level for easy field installation.
- Machine supplied with cable.
- Supplied with new ZERO DUST system already assembled. Also provided with a second anti-splash standard protector.



3 YEARS WARRANTY



DX-350 N 1300	PREMIUM	52 3/16"	58 7/16"	41 5/16x41 5/16"	2 9/16"	4 1/8 / 8 11/16"	1"	12-14"	78x33 7/8x56 5/16"	214.9 Lb	1	**1
---------------	---------	----------	----------	------------------	---------	------------------	----	--------	--------------------	----------	---	-----

Cutting capabilities may vary depending on the head position, special plates and disc diameter.

INCLUDED!



Ref. 31946
VIP TURBO MESH 12"

	REF	52918
DX-350 N 1300	Voltage	120V-60 Hz.Inch.
	RPM	3400



DU-200 EVO

Mobile head cutter for renovations and light works.
To cut ceramic and porcelain wall and floor tiles.



- 1 Built-in foldable legs. Very easy to set up.
- 2 With wheels and handle for a more comfortable transport and handling.
- 3 External water tank, easy to handle and clean.
- 4 C³ System, improves blade's cleaning and cooling for a higher performance.

- Motor assembly mounted on sliding bearings and foldable for miter cuts.
- With lateral stop for repetitive cuts and adjustable square from 0 to 45°.
- Direct drive motor with thermal protector and reinforced chassis.
- Corrugated tube to protect power cable and water pipe.
- Equipped with C³ SYSTEM. The most effective cooling and cleaning system for blades. Front blade cooling diffuser with 5 positions depending on the hardness or the abrasion of the material.
- Bi-material handle, better ergonomics.
- With CEV-SUPERPRO diamond disc Ø 8" (200 mm).



DU-200 EVO 650	PRO	25 3/8"	17 1/2 x 17 1/2"	1 3/8"	7/8"	1" & 5/8"	8"	46 1/2 x 15 3/8 x 40 3/8"	51.8 Lb	1	9		
DU-200 EVO 850	PRO	33 1/8"	24x24"	1 3/8"	7/8"	1" & 5/8"	8"	53 1/2 x 15 3/8 x 40 3/8"	60 Lb	1	6		

The displayed product may not correspond exactly with the actual model.

INCLUDED!



Ref. 30946
CEV SUPERPRO 8"

	REF	55907
DU-200 EVO 650	Voltage	120V-60Hz. USA
	RPM	3200
	REF	54976
DU-200 EVO 850	Voltage	120V-60Hz. USA
	RPM	3490

DT-10IN MAX

The DT 10in MAX is a portable over-head electric wet saw and is designed to handle professional tile jobs. This powerful tile saw is recommended for cutting ceramic, porcelain, stone, and glass tile.



3 YEARS WARRANTY



DT-10IN MAX	SUPERPRO	36"	25"	3 1/2"	1 3/4"	5/8"	10"	63x36.8x48.4	100 Lb	1
-------------	----------	-----	-----	--------	--------	------	-----	--------------	--------	---



- 1 36 inch rip and 25 inch square tile on diagonal will allow users to manage large tile with ease
- 2 Powerful 15 amp motor to cleanly cut through the toughest tile
- 3 Advanced water spray system includes the Rubi Zero Dust water spray capture system to bring the finest water particles back to the tank and keep the work area clean
- 4 Machined aluminum table with overmold glides along a patented rail system with the precision demanded by tile professionals

- Large 5-gallon water tub separates waste water from sediment to extend pump life and provide cleaner water to the blade.
- The Python cooling system's adjustable height brings water directly to the cut for improved blade cooling and a cleaner cut.
- Adjustable laser guide enables fast alignment for custom diagonals, L-cuts, and non-through cuts by aligning the laser line with each mark for the cut.
- Quick-Set stand helps setup and breakdown the saw quickly while the 8 inch wheels provide mobility for the entire saw across the jobsite in one simple trip.
- Patented Python cooling system efficiently cools the blade.
- Patented rail design allows for fast table adjustments and help protect the table roller while cleaning the saw.
- Patented Easy-Ratchet stand locking system automatically locks stand in both operating and transport positions with an intuitive quick release for fast setup.
- The toolless arbor lock and onboard tool storage makes blade changing easy.

INCLUDED!



Ref. 31900 Arrowhead 10"

DT-10IN MAX	REF	26994
	Voltage	120V-60 Hz.USA
	RPM	4000





DT-7IN MAX

Portable over-head 7" tile saw with plunging head which tilts for 0°, 22.5° and 45° miters.
Recommended for cutting ceramic, porcelain, stone and glass tile.



- 1 Incorporates tubular steel support and foldable, to transport the machine easily.
- 2 Universal motor with replaceable brushes.
- 3 With lateral stop for repetitive cuts with adjustment from 0° to 45°.
- 4 Premium Laser-cut Blade: For fast, smooth cuts with long life.

- Tilting cutting head adjusts for precise 22.5° and 45° bevel cuts.
- Water tank with level indication min. and max.
- Maximum capacity: 4.27 gal / 16.2 L
- Aluminium main table. Rear water tray extensions in reinforced plastic.



DT-7IN MAX	SUPERPRO	24"	18"	2 1/4"	1"	5/8"	7"	48x23.2x44.5"	56.2 Lb	1
------------	----------	-----	-----	--------	----	------	----	---------------	---------	---

INCLUDED!



7" - 180 mm

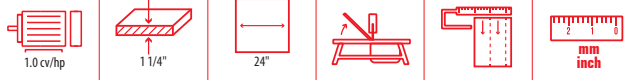
DT-7IN MAX	REF	26993
	Voltage	120V-60Hz. USA
	RPM	6000

ND 7IN MAX

Portable electric cutter.
Ideal for renovations and small tile jobs for cutting ceramic, porcelain, stone, and glass tile.



3 YEARS WARRANTY



- 1 Machined aluminum table with tilting right table for 22.5 ° and 45 ° miter cuts.
- 2 Self-aligning extruded aluminum fence with single action lever for fast setup of accurate and repetitive cuts.
- 3 Soft-Slip aluminum angle guide glides smoothly along the aluminium fence for 0° to 45° diagonal cuts.
- 4 Transparent splash guard provides a clear view of the blade and the line of cut for precision alignment.

- Perfect for repairs and renovations. Ideal for indoor work.
- Anti-splash system that keeps dry the work area by reducing splash production.
- Detachable rear table support allows straight cuts up to 24" in length.
- On-board tool storage for convenient blade changes.
- Integrated carry handle for easy portability to work sites.
- Direct drive 1.0 HP induction motor with thermal protection.
- Large water tank provides continuous water to cut to reduce dust and cool blade.
- Tubular steel chassis with reinforced leg supports.
- Premium laser-cut 7in. diamond blade included for fast and smooth cuts.

INCLUDED!



7" - 180 mm

ND 7IN MAX	PRO	24"	13"	1 1/4"	7/8"	5/8"	7"	23 x 19 3/4 x 10 3/4	27 Lb	1	20
------------	-----	-----	-----	--------	------	------	----	----------------------	-------	---	----

REF	45986
ND 7 IN MAX Voltage	120V-60 Hz.USA
RPM	3450

The cutting capacities may vary depending on the position of the head, special flanges and disc diameter.





ND 7IN READY

Portable electric cutter.
Ideal for renovations and small tile jobs for cutting ceramic, porcelain, stone,
and glass tile.



- 1 Stainless steel table with tilting right table for 22.5 ° and 45 ° miter cuts
- 2 Extruded aluminum fence with single action lever for fast setup of accurate and repetitive cuts
- 3 Soft-Slip angle guide glides smoothly along the aluminium fence for 0° to 45° diagonal cuts.
- 4 Transparent splash guard provides a clear view of the blade and the cut line for precision alignment.



- Direct drive induction motor with thermal protection.
- Premium laser-cut 7in. diamond blade included for fast and smooth cuts.
- Non-slip feet for greater stability.
- Tubular steel chassis.
- Large water tank provides continuous water to cut to reduce dust and cool blade.

INCLUDED!



7" - 180 mm



3 YEARS WARRANTY



ND 7IN READY	PRO	20"	13"	1 1/4"	7/8"	5/8"	7"	22 3/4 x 19 3/4 x 10 3/4	21 Lb	1	20
--------------	-----	-----	-----	--------	------	------	----	--------------------------	-------	---	----

The cutting capacities may vary depending on the position of the head, special flanges and disc diameter.

REF	45985
ND 7 IN READY	Voltage 120V-60 Hz.USA
	RPM 3450



	Name	Reference	Rip Cut	Diagonal	Blade	Arbor	Plunge cut	HP
	DU-200 EVO 650	54976	33"	24"	8"	1" & 5/8"	N	1,1 HP
	DU-200 EVO 850	54907	26"	18"	8"	1" & 5/8"	N	1,1 HP
	DC-250 850 PHYTON	56911	38"	27"	10"	5/8"	Y	1,5 HP
	DC-250 1200 PHYTON	56914	48"	33"	10"	5/8"	Y	1,5 HP
	DCX-250 XPERT 1250	52962	49"	35"	10"	5/8"	Y	2 HP
	DCX-250 XPERT 1550	52972	61"	43"	10"	5/8"	Y	2 HP
	DS-250 N 1300	52934	52"	37"	10"	1"	N	3 HP
	DS-250 N 1500	52944	60"	42"	10"	1"	N	3 HP
	DX-350 N 1300	52918	58"	41"	12-14"	1"	Y	3 HP
	DT-10IN MAX	26994	36"	25"	10"	5/8"	Y	15 Amps
	DT-7IN MAX	26993	24"	18"	7"	5/8"	Y	10 Amps
	ND 7" READY	45985	20"	13"	7"	5/8"	N/A	3 / 4 HP
	ND 7" MAX	45986	24"	13"	7"	5/8"	N/A	1 HP



Laser & Level Kit DV/DC/DCX/DS/DX

RUBI

2
Cut & Drill



- Kit includes:
- Circular bubble level to facilitate proper positioning of the electric cutter.
- Laser Tracer indicating the passage of the disc and facilitates placement of material.
- Laser power: 2 mW (milliwatt).
- Laser Class: 2.

	REF		
LASER & LEVEL KIT DV/DC/DCX/DS/DX	54999	SUPERPRO	1

Lateral Stop for DC/DCX/DS/DX

2
Cut & Drill



- Lateral Stop 19 11/16" [50cm].
- Facilitates positioning of the tile, while reducing the percentage of errors.

	REF		
LATERAL STOP FOR DC/DCX/DS/DX	54822	SUPERPRO	1

Tile Fixer DV/DC/DCX/DS/DX

2
Cut & Drill



- Allows the fixing of the tile during cutting, thus avoiding sudden movements.
- Accessory adaptable to DV,DC,DCX,DS and DX series (up to 2009).

	REF		
TILE FIXER DV/DC/DCX/DS/DX	51916	SUPERPRO	1

Table Extension

2
Cut & Drill



- Increases work surface for large format tiles. 23 5/8" [600x230mm].
- Maximum weight: 22Lb, [10kg].
- Available in several models.

	REF		
TABLE EXTENSION DS/DX (FROM 2014)	54991	SUPERPRO	1
TABLE EXTENSION DV/DC/DCX	54993	SUPERPRO	1

Roller Table Extension

2
Cut & Drill



- With rollers to simplify movement of the tiles.
- With adjustable foldable legs.
- Work surface 26 9/16"x22 5/8" (675x575mm) and maximum weight 154lb (70kg).
- Installation on both sides of the machine.

	REF		
ROLLER TABLE EXTENSION DU/DC/DCX/DS/DX (FROM 2013)	51914	SUPERPRO	1



Adjustable length Lateral Stop DC/DCX/DS/DX

2
Cut & Drill



- For fixing large format tiles.
- Adjustable to the maximum length of electric cutter.
- Tile is held laterally thus avoiding any movement.
- Especially suitable for blocking and execution of repetitive miter.

	REF		
ADJUSTABLE LENGTH LATERAL STOP DC/DCX/DS/DX	54844	SUPERPRO	1

Set of flanges for mitering cuts.

2
Cut & Drill



- Great accuracy when making miters cuts.
- Available in several models.

	REF		
SET OF FLANGES Ø184MM DX-350	51915	SUPERPRO	1
SET OF FLANGES Ø130MM DV/DC/DX-250	57991	SUPERPRO	1



RUBI Premium VIP TURBO MESH DRY



NEW FORMULA
+30%
FASTER

EXTRA LONG LIFE



quality 5.0 ★★★★★
speed 4.5 ★★★★★

- Recommended blade for cutting hard materials such as granite, rustic tiles, dektion, clinker, refractory, slate and porcelain tile.
- The turbo mesh design of the diamond band offers greater cutting speed on hard materials without sacrificing finish quality.
- 5/8" ring adapter included.
- Thicker center to avoid vibrations and wobbling.

REF	Shape	Box	Size	Center	Mount	Speed
VIP TURBO MESH DRY 4" USA	31926	PREMIUM	1	4"	5/8" & 7/8"	1/16" 3/8"
VIP TURBO MESH DRY 4 1/2" USA	31927	PREMIUM	1	4 1/2"	5/8" & 7/8"	1/16" 3/8"
VIP TURBO MESH DRY 5" USA	31949	PREMIUM	1	5"	5/8" & 7/8"	1/16" 3/8"

Premium VIP TURBO MESH WET



EXTRA LONG LIFE



quality 5.0 ★★★★★
speed 4.5 ★★★★★

- Recommended blade for cutting hard materials such as granite, rustic tiles, dektion, clinker, refractory, slate and porcelain tile.
- The turbo mesh design of the diamond band offers greater cutting speed on hard materials without sacrificing finish quality.
- 5/8" ring adapter included.
- Thicker center to avoid vibrations and wobbling.

REF	Shape	Box	Size	Center	Mount	Speed
VIP TURBO MESH WET 7" USA	31929	PREMIUM	1	7"	5/8" & 7/8"	1/16" 3/8"
VIP TURBO MESH WET 8" USA	31940	PREMIUM	1	8"	5/8" & 1"	1/16" 3/8"
VIP TURBO MESH WET 10" USA	31941	PREMIUM	1	10"	5/8" & 1"	1/16" 3/8"
VIP TURBO MESH WET 12" USA	31946	PREMIUM	1	12"	1"	1/16" 3/8"
VIP TURBO MESH WET 14" USA	31947	PREMIUM	1	14"	1"	3/8" 3/8"

Premium RED COBRA DRY



quality 5.0 ★★★★★
speed 5.0 ★★★★★

- Recommended blade to cut Porcelain, Ceramic, Marble, Granite, Natural Stone.
- 5/8" ring adapter included.

REF	Shape	Box	Size	Center	Mount	Speed
RED COBRA DRY 4" USA	31950	PREMIUM	1	4"	5/8" & 7/8"	1/16" 1/4"
RED COBRA DRY 4 1/2" USA	31951	PREMIUM	1	4 1/2"	5/8" & 7/8"	1/16" 1/4"

Premium RED COBRA WET



quality 5.0 ★★★★★

speed 4.5 ★★★★★

ref.31960

quality 5.0 ★★★★★

speed 5.0 ★★★★★

ref.31961

- Recommended blade to cut Porcelain, Ceramic, Glass, Marble, Granite, Natural Stone.
- 5/8" ring adapter included.
- Thicker center to avoid vibrations and wobbling.

REF	Shape	Box	Size	Center	Mounting	Adapter
RED COBRA WET 7" USA	31960	PREMIUM	1	7"	5/8" & 7/8"	1/16" 5/16"
RED COBRA WET 8" USA	30998	PREMIUM	1	8"	5/8" & 1"	1/16" 5/16"
RED COBRA WET 10" USA	31961	PREMIUM	1	10"	5/8" & 1"	1/16" 3/8"
RED COBRA WET 12" USA	30999	PREMIUM	1	12"	1"	1/8" 3/8"

Premium BLADE THICKER WET



quality 5.0 ★★★★★

speed 5.0 ★★★★★

- For cutting all types of ceramic, porcelain and natural stone materials.
- For cutting thicknesses between 20mm (3/4") and 35mm (1-3/8)".
- Joint by laser welding.
- Extra-long life.
- Suitable for use on cutting tables and cut-off machines that incorporate guard systems in compliance with the standard for use of segmented blades.
- Special bonded alloy that provides a good finish with a very fast cutting speed.

REF	Shape	Box	Size	Center	Mounting	Adapter
THICKER WET 10" USA	32962	PREMIUM	1	10"	5/8" & 1"	1/16" 3/8"
THICKER WET 12" USA	32963	PREMIUM	1	12"	1"	1/8" 3/8"
THICKER WET 14" USA	32964	PREMIUM	1	14"	1"	1/8" 3/8"



Premium ARROWHEAD TURBO

RUBI

2
Cut & Drill



quality 4.0 ★★★★★
speed 4.0 ★★★★★

- Recommended blade to cut fine porcelain tiles.
- Turbo blade. Turbo edge for faster cutting.
- High Tech. High speed.
- Use or wet or dry.

	REF						
ARROWHEAD WET & DRY TURBO 4 1/2"	31916	PREMIUM	1	4 1/2"	5/8" & 7/8"	1/8"	5/16"
ARROWHEAD WET & DRY TURBO 7"	30985	PREMIUM	1	7"	5/8" & 7/8"	1/8"	5/16"
ARROWHEAD WET 10"	30994	PREMIUM	1	10"	5/8" & 1"	1/8"	5/16"

Premium ARROWHEAD J-SLOT

2
Cut & Drill



quality 4.0 ★★★★★
speed 4.0 ★★★★★

- Recommended blade to cut fine porcelain tiles.
- High Tech. High speed.

	REF						
ARROWHEAD 7"	31901	PREMIUM	1	7"	5/8"	1/16"	5/16"
ARROWHEAD 10"	31900	PREMIUM	1	10"	5/8"	1/16"	3/8"

Premium GLASS WET

2
Cut & Drill



quality 4.0 ★★★★★
speed 4.0 ★★★★★
ref.31994 / 31998
quality 5.0 ★★★★★
speed 3.0 ★★★★★
ref.31999

- Recommended blade to cut Glass mosaic, glass blocks and other glass materials.
- High quality finish at low speed.

	REF						
GLASS PREMIUM 7"	31994	PREMIUM	1	7"	5/8" & 7/8"	1/16"	1/4"
GLASS PREMIUM 8"	31998	PREMIUM	1	8"	5/8" & 1"	1/16"	5/16"
GLASS PREMIUM 10"	31999	PREMIUM	1	10"	5/8" & 1"	1/16"	5/16"

GLASS



· Recommended blade to cut glass.

REF						
GLASS 7"	31920	PRO	1	7"	5/8"	1/16" 5/16"
GLASS 10"	31919	PRO	1	10"	5/8"	1/16" 3/8"

PORCELAIN



- Recommended blade to cut fine porcelain tiles.
- High Tech. High speed on porcelain tiles.

REF						
PORCELAIN WET & DRY 4 1/2"	31914	PRO	1	4 1/2"	5/8 & 7/8"	1/16" 5/16"
PORCELAIN WET & DRY 4 1/2" SUPER PRO	31913	PRO	1	4 1/2"	5/8 & 7/8"	1/16" 3/8"
PORCELAIN 7"	31912	PRO	1	7"	5/8"	1/16" 5/16"
PORCELAIN 10"	31907	PRO	1	10"	5/8"	1/16" 5/16"

GRINDING BLADES



- VACUUM BRAZED embossed plate.
- For edges and surfaces grinding of natural stone, all kind of ceramic tiles and paint or resin coatings.
- For GRINDERS use.
- Maximum recommended speed: 15,300 RPM.

REF				
VOF 100 FINE PRO	31974	PRO	1	4" 7/8"
VDG 100 COARSE PRO	31979	PRO	1	4" 7/8"

NATURAL STONE



- Recommended blade to cut fine natural stone.
- High Tech. High speed on natural stone.

REF						
NATURAL STONE 7"	31918	PRO	1	7"	5/8"	1/16" 5/16"
NATURAL STONE 10"	31917	PRO	1	10"	5/8"	1/16" 3/8"

Cutting & Grinding blades

RUBI

2
Cut & Drill



- For cutting and grinding soft natural stone and ceramic tiles and synthetic materials.
- For adjustment cuts and grinding on all types of porcelain and hard materials.
- For materials with <math><3/4''</math> [20 mm] thickness.
- Electroplated continuous rim blade.
- Two-sided and reversible blade for a better performance.
- For grinders use.: Connection: 5/8" thread.

	REF			
DIAMOND BLADE ECD 2IN1 4 1/2"	31976	PREMIUM	5/8"	1
DIAMOND BLADE ECD 2IN1 5"	31977	PREMIUM	5/8"	1

Stone cup wheel

2
Cut & Drill



- Perfect for buffing work on any type of natural stone, especially granite and marble, and cured concrete surfaces.

	REF				
STONE CUP WHEEL	31921	SUPERPRO	1	4"	5/8"

Cleaning Block

2
Cut & Drill



- For cleaning of diamond blades.
- Made of corindon with a #100 grit.

	REF		
CLEANING BLOCK	05973	SUPERPRO	5

N-Cleaning Block

2
Cut & Drill



- Specifically designed to bring back the diamonds on the rim of diamond blades when cutting porcelain.
- Made of silicon carbide with a #20 grit.

	REF		
N-CLEANING BLOCK	05974	SUPERPRO	5

Pad Support for polishing and buffing


2
Cut & Drill



- Fixing brackets for flexible polishing and buffing blades 04" [100 mm].
- Compatible with jobs dry and water-cooled.
- VELCRO fastening.
- Connection polisher / grinder with 5/8" thread.

	REF				
BACK-UP PAD 4	61934	SUPERPRO	4"	5/8"	1

Dry polishing diamond pads



- Resin polishing pads.
- 8 DRY polishing pads.
- Maximum operating speed: 3,000 rpm.
- Premium cooling technology on both versions (Dry & Wet).
- Will remove scratches from all Natural Stones.

	REF			
RESIN DRY POLISHING PAD 50 GRIT 4"	61911	SUPERPRO	4"	1
RESIN DRY POLISHING PAD 100 GRIT 4"	61913	SUPERPRO	4"	1
RESIN DRY POLISHING PAD 200 GRIT 4"	61915	SUPERPRO	4"	1
RESIN DRY POLISHING PAD 400 GRIT 4"	61931	SUPERPRO	4"	1
RESIN DRY POLISHING PAD 800 GRIT 4"	61932	SUPERPRO	4"	1
RESIN DRY POLISHING PAD 1500 GRIT 4"	61933	SUPERPRO	4"	1
RESIN DRY POLISHING PAD 3000 GRIT 4"	61940	SUPERPRO	4"	1
RESIN DRY POLISHING PAD FINAL BUFF 4" (WHITE)	61973	SUPERPRO	4"	1

Wet polishing diamond pads



- Resin polishing pads.
- 8 WET polishing pads.
- Maximum operating speed: 4,500 rpm.
- Premium cooling technology on both versions (Dry & Wet).
- Will remove scratches from all Natural Stones.

	REF			
RESIN WET POLISHING PAD 50 GRIT 4"	61942	SUPERPRO	4"	1
RESIN WET POLISHING PAD 100 GRIT 4"	61945	SUPERPRO	4"	1
RESIN WET POLISHING PAD 200 GRIT 4"	61957	SUPERPRO	4"	1
RESIN WET POLISHING PAD 400 GRIT 4"	61958	SUPERPRO	4"	1
RESIN WET POLISHING PAD 800 GRIT 4"	61959	SUPERPRO	4"	1
RESIN WET POLISHING PAD 1500 GRIT 4"	61961	SUPERPRO	4"	1
RESIN WET POLISHING PAD 3000 GRIT 4"	61964	SUPERPRO	4"	1
RESIN WET POLISHING PAD FINAL BUFF 4" (WHITE)	61971	SUPERPRO	4"	1

Manual Polishing pads



- Range of diamond rubber pads for roughing and edge polishing, cutting and surfaces of natural stone and ceramic tile.
- Semi-flexible. Good adaptation to the user's hand.
- Wet use is recommended.
- Different grit sizes:
 - # 60, # 120 and # 200 for roughing.
 - # 400 for polishing.
- Dimensions of the diamond plate: 2 3/16 x 3 9/16 [55x90 mm].
- Rubber pad dimensions: 2 5/16 x 3 11/16 x 1 3/16 [58x94x30 mm].

	REF		
DIAMOND POLISHING PAD GRIT # 60	61974	SUPERPRO	10
DIAMOND POLISHING PAD GRIT #120	61975	SUPERPRO	10
DIAMOND POLISHING PAD GRIT #200	61976	SUPERPRO	10
DIAMOND POLISHING PAD GRIT #400	61977	SUPERPRO	10

PRO-EDGER BEVELLING AND MITERING ACCESSORY

RUBI

Professional portable system for intensive use, especially designed for dry beveling and mitering principally of large format tiles. It can bevel and mitre porcelain, ceramic and any natural stone material of any length.

2
Cut & Drill



- 1 It makes mitre cuts at 45° up to a maximum thickness of 3/4", and with no thickness limitation for beveling.
- 2 Progressive beveling and mitering at different depths to prolong the useful life of the grinding wheel and make beveling easier for the user.
- 3 Compatible with 4 1/2" & 5" [115 & 125 mm] angle grinders with cable or battery that are easily and safely fitted thanks to the joint made with an M14 threaded shaft and quick-fastening belt.
- 4 Sealed high-speed bearings, to prevent the ingress of dust generated during the beveling or mitering.

- Highly wear-resistant polyethylene slides.
- A vacuum cleaner can be easily fitted for dust extraction (ZERO-DUST).
- Quick and simple grinding wheel change.
- Chassis with carbon steel sheet.
- Highly friction-resistant white polyethylene slides
- Plastic handle.
- Sealed single-row deep-groove ball bearings.
- 45° x 3/4" [20 mm] grinding wheel included (ref. 16946).
- Compatible with ZERO DUST system by means of a clip for fixing a vacuum cleaner.
- PVC plastic grinding wheel guard.
- Fixing to angle grinder by means of a 9/16" [14 mm] diameter shaft and quick fastening belt.
- Compatible with 4 1/2" & 5" [115 & 125 mm] angle grinders with cable or battery up to 850 W. Up to 3 15/16" [100 mm] diameter handle.
- Progressive wear beveling and mitering is adjustable by 3/8" [10 mm].
- A damp cloth is recommended for cleaning.
- Lubrication is not necessary.



3
YEARS
WARRANTY



REF	Model	✓	13/16"	5/8"	14 15/16x8 1/4x6 11/16"	9 Lb	9.9 Lb	1	24
PRO-EDGER PORTABLE BEVELING USA	16901 SUPERPRO	✓	13/16"	5/8"	14 15/16x8 1/4x6 11/16"	9 Lb	9.9 Lb	1	24

Accessories:



Fine Grit PRO-EDGER mitering Wheel



Turbo Twist Coarse Grit PRO-EDGER mitering Wheel



Fine Grit PRO-EDGER beveling Wheel

FINE GRAIN PRO-EDGER MITERING WHEEL



- Grinding wheel for mitering.
- Diamond grits fixed by means of a vacuum brazing system.
- Recommended for use with ANGLE GRINDERS between 9000 – 12000 rpm.
- 45° type tool with 1-2 mm edge.
- Internal diameter: 16.1 mm (M16 thread).
- For exclusive use with PRO-EDGER.

REF					RPM	
45X20 FINE GRAIN PRO-EDGER MITERING WHEEL	16946	SUPERPRO	3 11/16" M16 mm	13/16" 20 mm	12000 max.	5
45X15 FINE GRAIN PRO-EDGER MITERING WHEEL	16985	SUPERPRO	3 5/16" M16 mm	9/16"	12000 max.	5

TURBO TWIST COARSE GRAIN PRO-EDGER MITERING WHEEL



- Grinding wheel for mitering.
- Diamond grits fixed by means of a vacuum brazing system.
- Recommended for use with ANGLE GRINDERS between 9000 – 12000 rpm.
- The TURBO TWIST model can be used for grinding before finishing with a fine grit, as its grooved design can chip the tile profile.
- Internal diameter: 16.1 mm (M16 thread).
- For exclusive use with PRO-EDGER.

REF					RPM	
45X15 TURBO TWIST COARSE GRAIN PRO-EDGER MITERING WHEEL	16984	SUPERPRO	3 5/16" M16 mm	9/16"	12000 max.	5

FINE GRAIN PRO-EDGER BEVELING WHEEL



- Grinding wheel for beveling.
- Diamond grits fixed by means of a vacuum brazing system.
- Recommended for use with ANGLE GRINDERS between 9000 – 12000 rpm.
- Round finish available on 5 and 10 mm radius.
- Internal diameter: 16.1 mm (M16 thread).
- For exclusive use with PRO-EDGER.

REF					RPM	
R.5 FINE GRAIN PRO-EDGER BEVELING WHEEL	16957	SUPERPRO	2 5/8" M16 mm	1/4"	12000 max.	5
R.10 FINE GRAIN PRO-EDGER BEVELING WHEEL	16958	SUPERPRO	3" M16 mm	7/16"	12000 max.	5





Maximum power, the most advanced manual cutter in the market.
For intensive cutting of all types of ceramic and porcelain tiles.



- 1 Powerful breaking system (up to 3307 lb), operable with just one hand.
- 2 Accurate with soft slider movements.
- 3 Large cutting capacity, up to 7/8" (21mm) thickness. Ideal for large format tiles*.
- 4 Robust with a foldable structure for high strength and easy transportation.

- Excellent performance breaking system: Clean cuts with soft motion.
- Robust chassis, guides and breaking system.
- Swivel square with central pivot for fast and accurate measurements in angle cutting.
- Adjustable lateral stop for repetitive cuts.
- Support base for excellent tile placement.
- Easy to transport: rubber wheels with bearings and handle.
- Interchangeable scoring wheels ranging from Ø 1/4" - 7/8"
- Includes Ø 1/4" (8 mm) SILVER and Ø 7/8" (22 mm) EXTREME scoring wheels. Reinforced textile bag for transport and protection.
- On models 1300/1550/1800:
-The reinforced textile bag of these models includes 2 built-in wheels.

Accessories:



Ref. 18980
Maintenance Kit



	REF									
TZ-850	17956	PREMIUM	√	33 7/16"	24x24"	1/8"-7/8"	3307 Lb	49,38 Lb	1	8
TZ-1020	17955	PREMIUM	√	40 3/16"	27 1/16x27 1/16"	1/8"-7/8"	3307 Lb	54,23 Lb	1	8
TZ-1300	17957	PREMIUM	√	51 1/16"	35 3/8x35 3/8"	1/8"-7/8"	3307 Lb	66,14 Lb	1	8
TZ-1550	17958	PREMIUM	√	61 1/16"	43 3/8x43 3/8"	1/8"-7/8"	3307 Lb	72,75 Lb	1	8
TZ-1800	17999	PREMIUM	√	70 7/8"	47 1/4x47 1/4"	1/8"-7/8"	3307 Lb	-	1	8



*Some materials with a thickness greater than 9/16" (15 mm) may be difficult to cut manually due to physical characteristics, internal tensions and/or finish. We recommend making sample cuts to determine product compatibility and alternatively suggest cutting these types of material using an electric tile cutter.

Professional manual cutter with high-performance multipoint breaker.
For professional cutting of all types of ceramic and porcelain tile.




- 1 Highly precise scoring.
- 2 Entire system highly efficient.
- 3 Reinforced components. Heavy duty.
- 4 High breaking power (2646 lb) - MASTER POWER. One-handed operation.

- Head with extra-long aluminium sliders with "self-lubricating" friction bearings.
- Portable breaker with aluminium pressure pad, equipped with plastic protector to avoid marking delicate surfaces. Better visibility of the scoring and cutting zone.
- The pressure pad is locked by a ratchet mechanism and is unlocked by the trigger, allowing one-handed scoring and breaking. Faster use. Increases performance with both thin and thick materials.
- Injected-aluminium base, reinforced with a central rib, for increased strength.
- Floating tables and supplementary arms for large-size ceramic tile, increases cutting stability.
- Rotating square, with central pivot point and lateral end stop. Greater precision in angle cuts.
- Handle with soft grip for better ergonomics and comfort.
- Equipped with Ø5/16" (8 mm) SILVER and Ø 7/8" [22 mm] EXTREME scoring wheels. Compatible with the entire plus line of scoring wheels.
- Includes a carrying case (the 1250 model is equipped with wheels to transport the machine).

Accessories



Ref. 18980
Maintenance Kit



	REF									
TX-710 MAX	17910	PREMIUM	√	28"	20x20"	1/8-13/16"	2646 Lb	29.3 Lb	1	10
TX-1020 MAX	17916	PREMIUM	√	40 3/16"	27 7/16"	1/8-13/16"	2646 Lb	42.8 Lb	1	10
TX-1250 MAX	17922	PREMIUM	√	49 3/16"	33 7/16"	1/8-13/16"	2646 Lb	57 Lb	1	10

* There are some materials over 9/16" [15 mm] thick which, due to their physical properties, possible inner or surface tensions, are difficult to cut manually. It is recommended to make some sample cuts to determine the compatibility of the product.



TR-MAGNET

Suitable for diagonal cuts with a revolving square for high accuracy. Ideal for professional cutting of porcelain tiles and intensive cutting of ceramic tiles.



- 1 Fast operating system with magnet, for one handed use.
- 2 Reinforced operating material. Increased breaking power.
- 3 Revolving square with central pivot for fast and accurate measurements for cutting angles.
- 4 Floating base with shock absorber for better tile breaking.



- Solid steel guides, Ø13/16" (20 mm), chrome-plated and rectified, with anti-corrosion treatment for increased torsional strength.
- Multipoint breaker 1764 lb (800 kg) of power.
- Heavy-duty metal arms.
- Handle reinforced with SOFT-GRIP.
- Lateral end stop for making repetitive cuts.
- Base extension for large sizes.
- Two-layer base with shock-absorbing effect.
- High-strength aluminium base.
- Interchangeable scoring wheels from 1/4" (6 mm) to 7/8" (22 mm).
- With Ø 3/8" (10mm) SILVER and Ø 7/8" (22mm) EXTREME scoring wheels and carrying case included.

Accessories:



Ref. 18980
Maintenance Kit



3+2
YEARS
WARRANTY



	REF									
TR-600 MAGNET	17907	SUPERPRO	√	24"	17x17"	1/8-3/16"	1764 Lb	31 Lb	2	18
TR-710 MAGNET	17908	SUPERPRO	√	28"	20x20"	1/8-3/16"	1764 Lb	34 Lb	1	15



Single guide with multipoint separator and angular measurement. Ideal for high quality cutting of ceramic and porcelain tiles.



- 1 Guide system highly resistant to impacts resulting in longer product life.
- 2 Ergonomic handle with incorporated separator for greater speed and ease of use.
- 3 Swivel bracket with central pivot for fast and accurate measurements.
- 4 Long-lasting laser engraved square.

- Reinforced pressure pad.
- 12 mm reinforced guide. Greater bending resistance and increased precision.
- Lateral end stop for making repetitive precision cuts.
- Two-layer base with shock-absorbing effect. Base extension for large sizes. Carrying handle. (TP-66-S and TP-75-S).
- Assembly designed to be used by pushing the handle.
- RUBIFLEX bi-material handle.
- Ø 22mm EXTREME scoring wheel included. (Ref. 01901)

Accessories:



Ref. 18980
Maintenance Kit



PROTECTED DESIGN

	REF								
TP-66 S	12914	SUPERPRO	26"	18 1/8"	3/16"-13/16"	2205 Lb	25.4 Lb	1	12
TP-75 S	12928	SUPERPRO	29 1/2"	20 7/8"	3/16"-13/16"	2205 Lb	26 Lb	1	12
TP-102 S	11902	SUPERPRO	40 3/8"	27 7/8"	3/16"-13/16"	2205 Lb	39 Lb	1	12
TP-125 S	11975	SUPERPRO	49 3/8"	33 3/8"	3/16"-13/16"	2205 Lb	54 Lb	1	12

*Some materials with a thickness greater than 9/16" [15 mm] may be difficult to cut manually due to physical characteristics, internal tensions and/or finish. We recommend making sample cuts to determine product compatibility and alternatively suggest cutting these types of material using an electric tile cutter.



Single guide cutter with multipoint separator and angular measurement.
Ideal for high quality cutting of ceramic and porcelain tiles.



- 1 Single guide system highly resistant to impacts. Longer life.
- 2 Separator set with height adjustment. Optimum separation for each thickness.
- 3 Swivel bracket with central pivot for fast and accurate measurement of angular cuts.
- 4 Long-lasting laser engraved square.



- Reinforced pressure pad. 12 mm reinforced guide. Greater bending resistance and increased precision. Lateral end stop for making repetitive precision cuts. Two-layer base with shock-absorbing effect. Base extension for large sizes. Carrying handle. (TP-66-T and TP-75-T).
- Assembly designed to be used by pulling the handle.
- RUBIFLEX bi-material handle. Ergonomic and heavy duty construction.
- Cut thickness adjustment system with 3 settings (6-9 mm/9-12 mm/12-20 mm)*, fast and precise.
- Ø 22mm EXTREME scoring wheel included. (Ref. 01901)

Accessories:



Ref. 18980
Maintenance Kit



PROTECTED DESIGN

	REF								
TP-66 T	12917	SUPERPRO	26"	18 1/8"	3/16-13/16"	2.205 Lb	23.15 Lb	1	12
TP-75 T	12929	SUPERPRO	29 1/2"	20 7/8"	3/16-13/16"	2.205 Lb	24.25 Lb	1	12
TP-102 T	11903	SUPERPRO	40 3/16"	27 7/16"	3/16-13/16"	2.205 Lb	36 Lb	1	-



*Some materials with a thickness greater than 9/16" [15 mm] may be difficult to cut manually due to physical characteristics, internal tensions and/or finish. We recommend making sample cuts to determine product compatibility and alternatively suggest cutting these types of material using an electric tile cutter.

Authentic & Original: Lightweight and functional with high performance breaker. Ideal for professional cutting of porcelain tiles and intensive cutting of ceramic tiles.



- 1** Progressive breaking system "SMART POWER" adapts to different material hardness.
- 2** Wide base. Greater base surface for higher stability and cutting quality.
- 3** Reinforced components for heavy duty work. High durability.
- 4** Ergonomic handles. Maximum comfort.

- Bigger reinforced base for a higher comfort and better stability when cutting.
- Powerful single point breaker. Up to (1764 lb) 800 kg breaking pressure.
- Double guide for direct view of scoring/cutting line.
- Chromed steel guides, rectified and calibrated, with anti-rust treatment.
- Lateral stop for repetitive straight and 45° cuts.
- Interchangeable scoring wheels ranging from Ø1/4" (6mm) to 7/8" (22 mm).
- Includes Ø 8mm ENDURE and Ø 10 mm SILVER scoring wheels and a transport case with reinforced locks and hinges.

Accessories:



Ref. 18980
Maintenance Kit



3+2
YEARS
WARRANTY



	REF									
TS-43 MAX (GREY)	18972	SUPERPRO	√	17"	12x12"	3/4-9/16"	1764 Lb	19.4 Lb	1	24
TS-66 MAX (GREY)	18974	SUPERPRO	√	26"	18 1/2x18 1/8"	3/4-9/16"	1764 Lb	29.5 Lb	1	20
TS-75 MAX (GREY)	18975	SUPERPRO	√	29 1/2"	20 7/8x20 7/8"	3/4-9/16"	1764 Lb	33.3 Lb	1	20



RUBI

SPEED-MAGNET

For the most demanding tiling projects.
For professional cutting all types of ceramic, porcelain and glass tile.

2
Cut & Drill



- 1 Quick speed system with magnet, ideal for one-handed use. Easy and fast to use.
- 2 Great visibility during scoring.
- 3 Reinforced structured elements. High breaking power.
- 4 Aluminum base for robustness. Light and easy to transport.

- Solid 13/16" (20mm) steel guides. Chromed and rectified with anti-corrosion treatment for greater resistance to twisting.
 - Multipoint breaker 1764 lb (800kg) power.
 - Reinforced SOFT-GRIP handle.
 - Lateral stop for repetitive cuts and 45 degrees square.
 - Interchangeable scoring wheels ranging between Ø 1/4" - 7/8" (6mm-22mm).
 - Scoring wheel Ø 5/16" (8mm) ENDURE. included.
 - Direct view of scoring and cutting line.
- 72/92 models:
-Aluminum lateral support and bigger breaker system.

Accessories:



Ref. 18980
Maintenance Kit



3+1
YEARS
WARRANTY



	REF									
SPEED-62 MAGNET WITH CASE	14988	SUPERPRO	√	24"	18"	5/8"-9/16"	1764 Lb	25.4 Lb	2	24
SPEED-72 MAGNET WITH CASE	14989	SUPERPRO	√	28"	20"	5/8"-9/16"	1764 Lb	30 Lb	2	18
SPEED-92 MAGNET WITH CASE	14990	SUPERPRO	√	36"	25"	5/8"-9/16"	1764 Lb	37 Lb	2	18



The most versatile tile cutter in its range.
For professional cutting of ceramic tiles and glass and occasionally for porcelain tiles.



- 1 Reinforced structured elements. High breaking power.
- 2 Chromed and rectified steel guides, with anticorrosion treatment. Higher durability.
- 3 Aluminum base for higher robustness.
- 4 Light and easy to transport.

- With lateral stop for repetitive cuts and 45 degree squares.
- Interchangeable scoring wheels ranging between $\varnothing 1/4"$ (6mm) to $\varnothing 3/8"$ (10mm).
- Scoring wheel $\varnothing 5/16$ (8 mm) SILVER included.
- Direct vision of scoring and cutting line.

- 72/92 models;
- Aluminum lateral support.

Accessories:



Ref. 18980
Maintenance Kit



	REF								
SPEED-42-N WITHOUT CASE	14949	PRO	-	17"	12x12"	$\frac{3}{16}$ - $\frac{9}{16}$ "	12 Lb	2	64
SPEED-62-N WITH CASE	14985	PRO	√	24"	18x18"	$\frac{3}{16}$ - $\frac{9}{16}$ "	23 Lb	2	24
SPEED-72-N WITH CASE	14986	PRO	√	28"	20x20"	$\frac{3}{16}$ - $\frac{9}{16}$ "	28 Lb	2	18
SPEED-92-N WITH CASE	14987	PRO	√	36"	25x25"	$\frac{3}{16}$ - $\frac{9}{16}$ "	35 Lb	2	18



FAST

Light and versatile cutter.
For professional cutting of ceramic tiles and glass.



- 1 Extruded aluminum base.
- 2 New rigid and stable separator.
- 3 Reinforced 3/4" [18mm] guides for greater resilience.
- 4 Four side brackets for a great additional support.

- Wider foam base.
- Chromed steel guides with anti-rust treatment.
- Lateral stop with 45° square.
- Base for greater support of the tile.
- Interchangeable scoring wheels from Ø1/4" (6mm) to 3/8" (10mm).
- Ø1/4" (6mm) SILVER scoring wheel included.
- Two-layer base with shock absorption.
- Direct view of the scoring and cutting line.

Accessories:



Ref. 18980
Maintenance Kit



3+1
YEARS
WARRANTY



	REF									
FAST-65	13940	PRO	-	25 3/16"	17 1/16x17 1/16"	1/2"	13.9 Lb	15.4 Lb	4	48
FAST-85	13941	PRO	-	33 3/16"	24x24"	1/2"	16.5 Lb	18.7 Lb	2	32



STAR PLATINUM

Light and versatile manual cutter.
For cutting ceramic tiles and glass.



- 1 Multipoint breaker with aluminium pressure pad and steel breaker bar for greater **ROBUSTNESS** and breaking **POWER**.
- 2 **CLOSED** Sliders manufactured in POM and aluminium tool holder, more **RIGID** and **STABLE** for **EASIER** tile scoring.
- 3 Cast aluminium base, **LIGHT** and **STRONG** with side extensions for large pieces.
- 4 Cast **ALUMINIUM** guide supports for greater **ROBUSTNESS**.

- Dual guide for greater **VISIBILITY** of the scoring and cutting line.
- Solid, chromed, ground and calibrated steel guides with anti-corrosion treatment.
- Side stop with millimetre scale and 45° square.
- Scoring wheels adaptable to each material to obtain the maximum cutting performance and quality in each case.
- Ø 1/4" (6 mm) **SILVER** scoring wheel included.

Accessories:

Ref. 18980
Maintenance Kit



	REF							
STAR-51 PLATINUM	15901	PRO	-	20 1/4"	1/2"	8.29 Lb	6	1
STAR-63 PLATINUM	15902	PRO	-	24 1/4"	1/2"	9.68 Lb	6	1





SCORING WHEELS FOR MANUAL CUTTERS

		Ø 6 mm Ø 1/4 inch	Ø 8 mm Ø 5/16 inch	Ø 10 mm Ø 3/8 inch	Ø 18 mm Ø 3/4 inch	Ø 22 mm Ø 7/8 inch
TS-MAX TR-MAGNET SPEED-MAGNET	SILVER	01945	01902	01946	01950	
	ENDURE		01906			
	EXTREME					01907
SPEED-N FAST STAR PLATINUM	SILVER	01945	01902	01948		
	ENDURE		01906			
TZ TX-MAX	SILVER		01959	01904	01905	
	ENDURE		01903			
	EXTREME					01900
TQ TP	SILVER					18914
	EXTREME					01901
SLIM CUTTER	SILVER					18914
	EXTREME					01901
BASIC	SILVER			01960	Ø 14 mm Ø 9/16 inch	

- ● ● Ideal Use
- ● Second best Use
- Alternative Use

The norm UNE-EN 14411 applies to ceramic & tile classification and it is of international application. It is indicated on all tile boxes.

		6 mm 1/4 inch	8 mm 5/16 inch	10 mm 3/8 inch	18 mm 3/4 inch	22 mm 7/8 inch
	RUSTIC TILES Al AlIa AlIb AlIII	● ● ●	● ● ●	● ● ●	● ● ●	● ● ●
	PORCELAIN BIa	● ● ●	● ● ●	● ● ●	● ● ●	● ● ●
	FLOOR TILES BIb BIa	● ● ●	● ● ●	● ● ●	● ● ●	● ● ●
	WALL TILES BIII	● ● ●	● ● ●	● ● ●	● ● ●	● ● ●
	GLASS TILES BIII	● ● ●	● ● ●	● ● ●	● ● ●	● ● ●

★★★★★

SILVER

FOR MEDIUM DIFFICULT MATERIALS

★★★★★

NEW

ENDURE

FOR HIGH DIFFICULTY MATERIALS

★★★★★

NEW

EXTREME

FOR EXTREME DIFFICULTY MATERIALS

The RUBI® scoring wheels are manufactured using highly resistant, durable Tungsten Carbide. GOLD & EXTREME: Scoring wheel made from Tungsten Carbide with Titanium surface treatment, long-lasting.

6mm SILVER Scoring wheel [Ø1/4"]



PATENTED



- For Wall tiles.
- Tungsten Carbide scoring wheel of high resistance and durability.
- Patented model with new high technology RUBI® alloy; maximum precision and resistant to wear.
- For TS-MAX, TR-MAGNET, SPEED-MAGNET, SPEED-N, FAST & STAR PLATINUM.

	REF			
SCORING WHEEL Ø1/4" (6MM) SILVER	01945	PRO	10	4600

8mm SILVER Scoring wheel [Ø5/16"]



PATENTED



- For Wall tiles, Floor tiles and Porcelain tiles.
- Tungsten Carbide scoring wheel of high resistance and durability.
- Patented model with new high technology RUBI® alloy; maximum precision and resistant to wear.
- For TS-MAX, TR-MAGNET, SPEED-MAGNET, SPEED-N, FAST & STAR PLATINUM.

	REF			
SCORING WHEEL Ø5/16" (8MM) SILVER	01902	PRO	10	4600

8mm ENDURE Scoring wheel [Ø5/16"]



PATENTED



- For sharp cutting in hard tiles
- Ideal for rough or structured surfaces.
- Wheel made of Tungsten Carbide.
- Patented geometry shaft, for maximum precision and minimum vibration.
- Extra-long life.
- For TS-MAX, TR-MAGNET, SPEED-MAGNET, SPEED-N, FAST & STAR PLATINUM.

	REF		
SCORING WHEEL Ø5/16" (8MM) ENDURE	01906	SUPERPRO	5

10mm SILVER Scoring wheel [Ø3/8"]



PATENTED



- For Floor tiles.
- Tungsten Carbide scoring wheel of high resistance and durability.
- Handle made with new high technology RUBI® alloy; maximum precision and resistant to wear.
- For TS-MAX, TR-MAGNET, SPEED-MAGNET, SPEED-N, FAST & STAR PLATINUM.

	REF			
SCORING WHEEL Ø3/8" (10MM) SILVER	01946	PRO	10	4600

18mm SILVER Scoring wheel [Ø3/4"]



PATENTED



- For rough and difficult to cut ceramic tiles.
- Tungsten Carbide scoring wheel of high resistance and durability.
- Patented shaft geometry; maximum precision and minimum vibration.
- For TS-MAX, TR-MAGNET, SPEED-MAGNET.

	REF			
SCORING WHEEL Ø3/4" (18MM) SILVER	01950	PRO	10	3600

22mm Scoring wheel [Ø7/8"] EXTREME



PATENTED



- For sharp cutting in hard tiles with rough or structured surfaces.
- Tungsten Carbide scoring wheel with a superficial Titanium treatment.
- Patented geometry shaft, for maximum precision and minimum vibration.
- Patented model for maximum precision and minimum vibration.
- Extra-long life.
- For TS-MAX, TR-MAGNET, SPEED-MAGNET

	REF		
SCORING WHEEL Ø7/8" (22MM) EXTREME	01907	PREMIUM	5



RUBI 8mm PLUS Scoring wheel (Ø5/16") ENDURE



PATENTED

- For sharp cutting in hard tiles
- Ideal for rough or structured surfaces.
- Wheel made of Tungsten Carbide.
- Patented geometry shaft, for maximum precision and minimum vibration.
- Extra-long life.
- For TZ and TX-Max Models.

	REF			
8MM PLUS SCORING WHEEL (Ø5/16") ENDURE	01903	SUPERPRO	5	

8MM PLUS SILVER SCORING WHEEL (Ø5/16")



PATENTED

- For wall tiles, floor tiles and porcelain tiles.
- Tungsten carbide scoring wheel of high resistance and duration.
- Shaft made with a patented geometry for a maximum precision and minimum vibration.
- For TZ and TX-Max Models.

	REF			
8MM PLUS SILVER SCORING WHEEL (Ø5/16")	01959	PRO	10	3600

10mm PLUS SILVER Scoring wheel (Ø3/8")



PATENTED

- For Floor tiles.
- Tungsten Carbide scoring wheel of high resistance and duration.
- Shaft made with a patented geometry for a maximum precision and minimum vibration.
- For TZ and TX-Max Models.

	REF			
10MM PLUS SILVER SCORING WHEEL (Ø3/8")	01904	PRO	10	3600

18mm PLUS SILVER Scoring wheel (Ø3/4")



PATENTED

- For rough and difficult to cut tiles.
- Tungsten Carbide scoring wheel of high resistance and duration.
- Shaft made with a patented geometry for a maximum precision and minimum vibration.
- For TZ and TX-Max Models.

	REF			
18MM PLUS SILVER SCORING WHEEL (Ø3/4")	01905	PRO	10	3600

22mm Scoring Wheel Plus Extreme (Ø 7/8")



PATENTED

- For sharp cuttings in hard ceramic and porcelain tiles.
- Tungsten Carbide scoring wheel with a superficial Titanium treatment.
- Mounted on bearing. Enhanced smooth user perception.
- Extra-long life.
- For TZ and TX-Max Models.

	REF			
22MM SCORING WHEEL PLUS EXTREME (Ø 7/8")	01900	PREMIUM	5	



22mm SILVER Scoring wheel [Ø7/8"] TP/TQ



- Exclusive for TP/TQ & SLIM cutters. Suitable for smooth and even surfaces and slightly rough surfaces.
- Scoring wheel guide made for Tungsten Carbide.

	REF		
22MM SCORING WHEEL [Ø7/8"] SILVER TP/TQ & SLIM	18914	PRO	10

22mm Scoring Wheel Plus Extreme [Ø 7/8"] TP/TQ



- Exclusive for TP/TQ & SLIM cutters.
- For sharp cuttings in hard ceramic and porcelain tiles.
- Tungsten Carbide scoring wheel with a superficial Titanium treatment.
- Mounted on bearing. Enhanced smooth user preception.
- Extra-long life.

	REF		
22MM SCORING WHEEL PLUS EXTREME [Ø 7/8"] TP/TQ & SLIM	01901	PREMIUM	5

Scoring wheel set 1



- For TS-MAX, TR-MAGNET, TF-MAX, SPEED-MAGNET, SPEED-N, FAST, STAR-MAX, STAR, POCKET & PRACTIC ranges, includes 1 Ø1/4" (6mm) SILVER scoring wheels and 1 Ø3/8" (10mm) SILVER scoring wheel.
- In plastic box with transparent cover.
- Supplied in blister

	REF			
SCORING WHEEL SET 1	01995	PRO	5	450

Scoring wheel set 2



- For TS-MAX, TR-MAGNET, TF-MAX & SPEED-MAGNET models, includes 1 scoring wheel of Ø1/4" (6mm), Ø5/16" (8mm), Ø3/8" (10mm), Ø7/8" (22mm) [2 units] SILVER.
- In plastic box with transparent cover.
- Supplied in blister.

	REF			
SCORING WHEEL SET 2	01969	PRO	5	450



Circular saw TC-125 (PACK 1)

RUBI

2
Cut & Drill

PROTECTED
DESIGN



- Switch with safety lock. Prevents unintentional start-up. Electrical cable with RCD.
- Bi-material additional grip. Principally for miter cuts.
- Compatible with diamond discs of 5" (125 mm) or 4-1/2" (115 mm) diameter. (Suitable for discs with reinforcement plate, TVA type).
- Cast aluminium disc protector with transparent polycarbonate cover with quick opening and closing system. Facilitates disc change and minimises the projection of particles and water.
- Includes TCR-125 SUPERPRO 5" disc (dry cutting), transport case and accessories. facilitates transport and handling.

REF	Icon	RPM	Icon	Icon	Icon	Icon	Icon	Icon	Icon	Icon	Icon	
TC-125 USA	51957	SUPERPRO	✓	13800	110-130V 50-60Hz.	1 3/16"-1"	3/16"-1 1/16"	4 1/2"-5"	7"	129 1 1/4x9 1/4 1/8x8 1/8"	31 Lb	1

GUIDES TC-125 USA (PACK 2)

2
Cut & Drill



- Includes:
- Suction Cups x2 (Ref.18834)
- Fixing C-Clamp x2 (Ref.52220)
- Cutter Guides x3 (Ref.18913)
- Carrying Bag. (Ref.18230)

REF	Icon	Icon	Icon
GUIDES TC-125 USA PACK 2	51969	SUPERPRO	✓ 1

SLAB CUTTER

Manual cutting system with connectable guides.
For manual cutting of large porcelain tiles.

2
Cut & Drill



- 1 System with movable suction cups integrated in the guides. Special grey rubber suction cups for rough surfaces that won't leave marks on the tile.
- 2 Carriage with lever mechanism for perfect scoring. Extreme roller guide.
- 3 Highly reinforced guides. Easily interconnected by means of an adjustable lever mechanism.
- 4 Transport bag with padded handles and pockets for accessories.

- Breaking system by adjustable nippers with soft-grip handle, which facilitates and ensures progressive breaking of the tile, thus reducing the risk of cracking. 2-in-1 nippers and breaker.
- Ø 7/8" (22 mm) RUBI EXTREME roller guide made of Tungsten Carbide with Titanium Carbide treatment and bearings, to offer better scoring performance and quality.
- Each set contains: Three 44 1/8" (112 cm) guides, 1 marker carriage with 7/8" (22 mm) roller guide, 1 set of nippers and 6 suction cups.
- Transport bag with padded handles and pockets for accessories.



3+2
YEARS
WARRANTY



PATENTED

SLAB CUTTER

REF								
16900	PREMIUM	✓	126"	1/8-3/8"	24 Lb	35.7 Lb	1	-



SLIM CUTTER PLUS



Manual cutting system with connectable guides.
For manual cutting of large porcelain tiles with thicknesses between 1/8" and 3/8" .



- 1 43 5/16" (110 cm) long extruded aluminium guides which can be connected together.
- 2 126" (320 cm) cutting capacity (extendable according to need by adding extra guides, Ref.18913).
- 3 3 natural rubber suction cups suitable for smooth and rough surfaces for better fixing of the guides to the tile.
- 4 Breaking system by adjustable nippers with soft-grip handle, which facilitates and ensures progressive breaking of the tile, thus reducing the risk of cracking. 2-in-1 nippers and breaker.

- Recommended thicknesses between 1/8" and 3/8" (3 - 10 mm).
- More ergonomic scoring carriage with a score increase of 30 %.
- Ø 7/8" (22 mm) RUBI EXTREME scoring wheel made of Tungsten Carbide with Titanium Carbide treatment and bearings, to offer better scoring performance and quality.
- Includes practical transport bag manufactured in reinforced nylon with handles and shoulder strap. Includes 4 interior compartments for accessories.
- Each set contains: Three 43 5/16" (110 cm) guides. 1 scoring carriage with 7/8" (22 mm). Extreme scoring wheel, 1 set of nippers, 3 suction cups and 1 Allen key.

Accessories:

18917	Slim Separator
54918	Slab breaker Nippers
18913	Slim System Cutter Guide 43 5/16" (110 cm).
18879	Head Set Slim Cutter
18834	Suction pad slim cutter



SLIM CUTTER PLUS	REF	ICON	ICON	ICON	ICON	ICON	ICON	ICON
SLIM CUTTER PLUS	18959	SUPERPRO	√	126"	3/8"	15 Lb	1	

The Slab Breaker Plus (ref. 18917) must be used for thicknesses from 3/8" (10 mm) to 9/16" (15 mm) .

Slim System Cutter Guide



- Aluminium guide- 43 5/16" (110 cm).

	REF			
SLIM SYSTEM CUTTER GUIDE 110CM.	18913	SUPERPRO	3.7 Lb	1

Slab Breaker Plus



- Auxiliary breaker for the cut of slim porcelain slabs or large tiles.
- To separate thicknesses of 1/4" - 9/16" (6 -15 mm).
- Soft-grip handle for a better comfort and ergonomic.
- With width adjustment system, to achieve an equal, uniform and symmetric distribution of breaking forces when cutting narrow Straps.
- Rubber pressure pad for greater control and more precise separation.

	REF		
SLAB BREAKER PLUS	18917	SUPERPRO	1

Head Set Slim Cutter



- Replacement of the slim cutter.

	REF		
HEAD SET SLIM CUTTER	18879	SUPERPRO	1

SLAB BREAKER NIPPERS



- RUBI® SLAB BREAKER NIPPERS are nippers/breaker for large porcelain tiles of between 3 and 10 mm thick.
- High breaking power for tiles from 3 to 10 mm thick.
- Reinforced nippers designed for greater comfort and durability.
- Can be used as nippers for thinner tiles and as a breaker if the thickness or hardness of the material requires it. 2-in-1 nippers and breaker.

	REF		
SLAB BREAKER PLIERS	54918	SUPERPRO	1

Suction cup for Slim Cutter



- Replacement suction cup for Slim Cutter and TC125 guides.

	REF		
SUCTION CUP FOR SLUM CUTTER.	18834	SUPERPRO	1

VACUUM SUCTION PAD SLAB TRANS HEAVY DUTY N



- The suction cup addition is an accessory compatible only with SLAB TRANS HEAVY DUTY N (Ref. 18982) transporter. The suction cup can be fixed to any type of surface without leaving a mark on the part. Its use allows the suction cups to be replaced while maintaining the original maximum load capacity of the transporter at all times.

	REF				
VACUUM SUCTION PAD SLAB TRANS HEAVY DUTY N	18979	PREMIUM	8"	1	1

Old Ref. 18827

Slim EASY TRANS

RUBI

3
Set

PROTECTED
DESIGN



- This system can be used as a complement to the Slim cutter (Ref. 18911).
- Includes two retracting guides adjustable from 63" to 126" (160 to 320 cm) and 10 suction cups for securing rough and smooth surfaces (Ref.66929).
- Maximum load of the unit: 132lb (60 kg).
- For pieces up to 118" (3 m).
- Accessory: Ref. 18819.

SLIM EASY TRANS

REF				
18910	SUPERPRO	36.6 Lb	1	12

SLIM EASY TRANS PLUS

3
Set



- Includes 2 retractable and adjustable guides of 67" to 126" (170 to 320 cm) of reinforced aluminium and six 8" (20 cm) suction cups (ref. 18827) with high load capacity. Provide added safety and reliability.
- The optimal recommended gripping distance is 27 1/2" (700 mm) (distance between handles).
- The soft-grip handles can slide and be removed through the top slot of the guides.
- Multiple position settings for the suction cups.
- Each guide can be worked individually.
- Maximum load capacity: 176 Lb (80 kg).
- For pieces up to 126" (3.2 m).

SLIM EASY TRANS PLUS

REF				
18976	SUPERPRO	651 3/16x100x89 3/4"	53 Lb	1



SLAB A-FRAME

3
Set



- Transport system for large format tiles. Can be used with SLAB Trans Heavy Duty or SLIM Easy Trans.
- It can transport formats up to 126"x63" (320 cm x 160 cm).
- Large load capacity of 728 Lb (330 kg).
- Max load capacity of the hooks =220 Lb (100 kg).
- Not compatible with supplementary guide set, they must be removed before hanging the carrier.

	REF			
SLAB A-FRAME	17900	SUPERPRO	1	5

Slim Easy Trans supplementary guide set



- Slim Easy Trans has a set of perpendicular guides for increased stability.
- Increases the rigidity of the unit.
- Facilitates handling of the pieces.
- Fast and easy to assemble and disassemble.
- Black anodized finish.

	REF		
SLIM EASY TRANS SUPPLEMENTARY GUIDE SET	18819	SUPERPRO	1

Carrying bag for SLAB TRANS HEAVY DUTY



- Textile bag with PE inner lining. Reinforced sides and base.
- Equipped with wheels and side pocket. Double zip and safety locks inside.
- Dimensions: 79"x10 3/7"x 10 5/8" (201x26.5x27 cm).
- Weight: 15 lb (6.75 kg).

	REF		
CARRYING BAG FOR SLAB TRANS HEAVY DUTY	18841	PREMIUM	1

TILE GAP CLOSER

3
Set



- For a precise and easy adjustment of the gap between tiles during floor or wall tiling.
- Large diameter suction cups 5 7/8" (150 mm) for any kind of tile surface (flat, rough, structured, etc.)
- For lateral displacement of tiles and gap reduction between 0" - 1 9/16" (0 - 40 mm).
- Enables to equal the level of the tiles between 0" - 3/4" (0 - 20 mm).
- Maximum lifting capacity up to 220 lbs (100 Kg).

	REF					
TILE GAP CLOSER	60926	PRO	18 7/8"	7.96 Lb	8.47 Lb	1

RUBI

SLAB TRANS HEAVY DUTY N

3
Set

Fully adjustable framework for handling large ceramic/porcelain/natural stone slabs. Especially suited for handling thicker pieces.



- 1 Reinforced aluminium profile joined by a system of sliders. Greater structural strength.
- 2 Includes 2 perpendicular aluminium guides, for greater stiffness.
- 3 Equipped with four retractable and removable Soft-Grip handles to adapt to every situation during installation. Six light colored vacuum suction cups that does not leave marks on the tile. Increased load capacity.
- 4 Fast and easy to assemble and disassemble. Easy fix system.

- Black anodized finish.
- Each guide can be used independently.
- Maximum load capacity: 375 lb (170 kg).
- Dimensions: 149 5/8" x 67" x 9 5/16" (3800x1700x237 mm). [assembled and deployed].
- Maximum handling size: 14 3/16" x 6 5/16" (360 x 160 cm).
- Unitary box with RUBI's flexography and Full-colour label.

Accessories:

Ref. 18979
Vacuum suction pad SLAB TRANS HEAVY DUTY N

Ref. 18917
Slab Breaker Plus



3
YEARS
WARRANTY



SLAB TRANS HEAVY DUTY N	REF					
	18982	PREMIUM	149 5/8x66 15/16x9 5/16"	78 Lb	1	1

Additional vacuum suction cups available can be attached to the system but it does not increase the maximum load capacity.

Old Ref. 18936

RUBI TRILLER

Compact manual vibrator.
Especially designed for vibrating large format tiles.

3
Set

- Compact manual vibrator especially designed for vibrating large format tiles.
- Expels the air trapped under the tile and maximises the adhesive coverage. (Do not use for a long period of time on the same tile to prevent the adhesive escaping.)
- Suitable for use on floor and wall tiles.
- Compact and light design weighing just 11 Lb (4.8 kg) to facilitate work on walls.
- Floating carbon steel chassis with vibration reduction system for greater user comfort.
- Easy to change, non-marking contact plate.
- Easy to operate tool with ergonomic double grip.
- Non-adjustable vibration frequency.
- Folded 1/16" (1.5 mm) steel sheet chassis, powder painted in red.
- Vibration plate made of PUR plastic, non-marking and easy to change.



3
YEARS
WARRANTY



0,04 cv/hp



CE | EAC

	REF			RPM			
RUBI TRILLER USA	18978	SUPERPRO 110-130v	50/60Hz	2940	11 1/2x9 1/2x7 5/16"	11 Lb	1



Slab Trolley

RUBI

PATENTED



- Transport system and manoeuvre for large format tiles.
- Especially suitable for thicker/heavier slabs.
- Exclusive to the Slab trans HD and Slim easy trans systems.
- Easy and quick to assemble and disassemble. Easy fix connection system.
- Ultra light and compact.
- Extendable support arm for greater ergonomics when loading and unloading pieces on the workbench.
- Maximum load capacity: 309 lb [140 kg] (including material and trans system).

	REF				
SLAB TROLLEY	18934	PREMIUM	33 Lb	1	5

3
Set

Slab Table

3
Set

PATENTED



- Workbench to support the cutting and preparation of large format materials using the tools of the Slab system range.
 - Extra-reinforced bars thus increasing the rigidity of the workbench.
 - The structure of the table together with the levelling feet achieves a greater stability of the set.
 - Assembly and disassembly fast and easy. Easy fix connection system (hammerhead screws).
 - Folding legs. Equipped with security system against involuntary closing.
 - Dimensions in working position: 71"x41"x28" [180x104x70 mm].
 - Dimensions in transport position: 71"x41"x8" [180x104x20mm].
 - Working height: 27 4/7" [70 cm].
 - Maximum load capacity: 551 lb [250 kg].
- Recommended using two Slab Table for porcelain panels.

	REF					
SLAB TABLE	18935	PREMIUM	76.1 Lb	79 Lb	1	9

Triple suction cup

3
Set



- Body made of highly resistant aluminium. With ergonomic handle for greater comfort.
- Maximum load of capacity: 220lbs [100 kg].

	REF			
TRIPLE SUCTION CUP	66904	PRO	1	80



RM Rough Surface Suction Cup

3
Set



- Suction cups for handling tiles with rough and/or slightly structured surfaces.
- Injected polycarbonate body. Very light.
- Metal reinforcement in the lever base for greater tensile strength.
- Ergonomic polypropylene handle for faster, safer handling.
- Natural rubber.
- Maximum load capacity: 55 lb [25 kg].
- Suction cup diameter: 4 3/4" [120 mm].

	REF		
RM ROUGH SURFACE SUCTION CUPS	66929	SUPERPRO	1

RM Rough Surface Double Suction Cup

3
Set



- Double suction cup for handling tiles with rough and/or slightly structured surfaces.
- Injected polycarbonate body. Very light.
- Metal reinforcement in the lever base for greater tensile strength.
- Ergonomic polypropylene handle for faster, safer handling.
- Natural rubber.
- Maximum load capacity: 121lb [55 kg].
- Suction cup diameter: 4 3/4" [120 mm].

	REF		
RM ROUGH SURFACE DOUBLE SUCTION CUP	66952	SUPERPRO	1

Suction cup with Vacuum Pump 08"

3
Set



- Suction cup for handling large and heavy tiles.
- Adapts to any surface finish.
- Suction applied by manual vacuum pump.
- Load loss indicator (red mark).
- Pressure-release mechanism.
- Maximum load capacity: 243 lb [110kg].

	REF		
SUCTION CUP WITH VACUUM PUMP 08"	18919	PREMIUM	1

RUBI

RUBIMIX-9 N

Versatility by changing the mixing paddle.
For cementitious adhesives, resins, paints and other materials.



- 1 Higher mixing performance, thanks to a more efficient torque.
- 2 2 speed gearbox and progressive switch (R.P.M. regulation) to optimize the mixing of each material.
- 3 Quick and easy to change the brushes. High comfort.
- 4 Safety lock to prevent unexpected start.

- Power: 1200 W.
- Double insulation.
- Direct connection M14 thread.
- Electronic regulator (1st 0-650 r.p.m. / 2nd 0-850 r.p.m.). Ø maximum paddle: 140 mm.
- Ø 4 3/4" (120 mm.) mixing paddle included.



3+1
YEARS
WARRANTY

W
1200

CE EAC

REF			W		RPM			
RUBIMIX-9 N USA + CHUCK	24949	SUPERPRO	-	1200	110-130V 50-60 Hz. 1ª 0-650 / 2ª 0-850	12.3 Lb	2	24



RUBIMIX-9 SUPERTORQUE

Versatile electric mixer, suitable for cementitious adhesives, resins, paints and other materials. Facilitates homogeneous mixing of the materials and prevents the creation of bubbles and/or lumps.



3+1
YEARS
WARRANTY

W
1800 W

PROTECTED
DESIGN

1
Prepare

- 1 Electric mixer with high torque.
- 2 Progressive regulator integrated in the handle's side (rpm control) to OPTIMISE the mixing of each material.
- 3 Equipped with a mechanical 2 SPEED gearbox (450/780 rpm).
- 4 Better electrical SAFETY thanks to its double insulation.

- ATTRACTIVE and FUNCTIONAL Design.
- Connection to mixing paddles with M14 thread.
- Double handle with bi-material grip providing better ERGONOMICS, COMFORT and STABILITY.
- Chassis in TECHNICAL, LIGHT, and STRONG plastic. Maximum RELIABILITY AND DURABILITY.
- SAFETY on button. Prevents unintentional start-up.
- Smooth start system.
- Direct access to the motor's brush housing for quick and easy maintenance.
- Includes mixing paddle with 3 helices of 140 mm diameter for mortars and cementitious adhesives.
- Option to couple a RUBI FAST-IN adapter for paddles (NOT included).
- Includes brushes and 19 and 22 mm spanners.
- Compatible with chucks and range of mixing paddles RUBI.

CE | EAC | UK
CA

REF W RPM

RUBIMIX-9 SUPERTORQUE USA + CHUCK

26973 SUPERPRO - 1800 W 120V-50/60Hz. 1ª 0-450 / 2ª 0-780 11.2 Lb 2 18





Mixing Paddle FAST-IN 3HELIX



- To mix cement mortars.
- Helix head with 3 paddles for better mixing. Increases performance by 15% compared to the 2-blade head.
- Less effort in mixing.
- Less vibrations. Greater comfort.
- Fast connection without tools FAST-IN
- Compatible with RUBIMIX-9 N PLUS, RUBIMIX E-10 ENERGY, RUBIMIX-16 ERGOMAX or FAST-IN (Ref. 76907) Adaptable to any mixer with M14x2 connection.

REF						
MIXER PADDLE M-100-FI 3H	76941	SUPERPRO	33-44 Lb	21 5/8"	4"	6
MIXER PADDLE M-120-FI 3H	76942	SUPERPRO	33-55 Lb	24"	4 3/4"	2
MIXER PADDLE M-140-FI 3H	76943	SUPERPRO	55-88 Lb	24"	5 1/2"	84

Mortar mixing paddle Thread M14 3HELIX



- To mix cement mortars.
- Helix head with 3 paddles for better mixing. Increases performance by 15% compared to the 2-blade head.
- Less effort in mixing.
- Less vibrations. Greater comfort.
- M14 x 2 thread connection.
- Adaptable directly to RUBIMIX-9/9 PLUS and other brands.

REF						
MORTAR MIXER PADDLE M-100-R 3H	25978	PRO	33-44 Lb	21 5/8"	4"	2
MORTAR MIXER PADDLE M-120-R 3H	25979	PRO	33-55 Lb	24"	4 3/4"	6
MORTAR MIXER PADDLE M-120-R 3H LONG	26953	PRO	33-55 Lb	24"	4 3/4"	6
MORTAR MIXER PADDLE M-140-R 3H	76919	PRO	55-88 Lb	24"	5 1/2"	84
MORTAR MIXER PADDLE M-160-R 3H	76940	PRO	66-132 Lb	24"	6"	84



Adapter FAST-IN thread



- Adapter for use of the FAST-IN mixer paddles.
- Transforms threaded connection M14x2 to quick connection system FAST-IN.
- Adaptable to any mixer with M14x2 thread.

REF		
FAST-IN ADAPTER	76907	SUPERPRO 1

Eggbeater



- To mix thinset, mortar, grout and other setting materials.
- Reduces the creation of bubbles.
- White zinc coating for rust protection.
- 27" hexagonal shaft..

REF				
EGGBEATER	76908	PRO	5" 27"	6

Mortar mixing paddle - Hexagonal rod



- To mix mortar and other cement based adhesives.
- Made of steel with epoxy coating.
- Hexagonal shaft.

REF					
MORTAR MIXER PADDLE M-100-L	24957	PRO	4" 30"	33-44 Lb	2

EASY GRES drill bits 07/32" to 1/2" [6-12 mm.]



- Diamond drill bits to be used with electric drill without hammer.
- The quality of the diamond allows the drilling of ceramics, porcelain, granite, marble and glass.
- Ideal to install bathroom accessories and any type of decorative accessories over ceramic surfaces.
- They must always be used with the EASY GRES guide which allows their adequate refrigeration ensuring a high accuracy and good results.
- Average life between 5 and 10 holes depending on the material.
- Body made of steel and bit made of electrodeposited diamond.
- Lateral opening to improve cooling of the drill bit and to allow the elimination of solid waste produced after the drilling of the hole.
- Recommended speed of use between 400 and 1000 r.p.m. depending of the material to be drilled.
- To achieve a better finish and a longer life of the drill bit, it's important to observe the adequate speed of use and to apply a moderate pressure during the drilling. Supplied in blister.

	REF		RPM		
EASY GRES DRILL BIT 7/32" [6 MM.]	04922	PRO	1000 max.	1"	10
EASY GRES DRILL BIT 1/4" [6.5 MM.]	05913	PRO	1000 max.	1"	10
EASY GRES DRILL BIT 5/16" [8 MM.]	04923	PRO	1000 max.	1"	10
EASY GRES DRILL BIT 3/8" [10 MM.]	05914	PRO	1000 max.	1"	10
EASY GRES DRILL BIT 1/2" [12 MM.]	04921	PRO	1000 max.	1"	10
EASY GRES DRILL BIT 7/32" SET	04927	PRO	1000 max.	1"	10
EASY GRES DRILL BIT 5/16" SET	04928	PRO	1000 max.	1"	10
EASY GRES DRILL BIT 3/8" SET	04929	PRO	1000 max.	1"	10
EASY GRES DRILL BIT 1/4" AND 3/8" SET	04909	PRO	1000 max.	1"	10

EASY GRES drill bits 0 3/4" - 4 3/4"




- Electroplated diamond drills for use with electric drill without hammer.
- The quality of the diamond permits drilling ceramic, porcelain, granite, marble and glass.
- Always use water-cooled.
- The use of the MULTIDRILL guide (Ref. 50944) and the water tank (Ref. 50947) to cool and prevent movement of the drill bit during drilling getting good finishes.
- The working speed varies between 400 and 1000 r.p.m., depending on the material to be drilled.
- Average life of 10 holes, depending on the material.
- Body in steel and electroplated diamond tips.
- Lateral opening for improved cooling and allow the removal of solid waste after each hole.
- For a better finishing and longer bit life, it is important to respect the right speed and moderate pressure during drilling.
- Supplied in blister.
- Certified for Dekton.

	REF		RPM		
EASY GRES DRILL BIT 3/4" [20 MM.]	05941	PRO	500 max.	1 1/16"	1
EASY GRES DRILL BIT 1 1/8" [28 MM.]	05942	PRO	500 max.	1 1/16"	1
EASY GRES DRILL BIT 1 3/8" [35 MM.]	05943	PRO	500 max.	1 1/16"	1
EASY GRES DRILL BIT 1 5/8" [40 MM.]	05944	PRO	500 max.	1 1/16"	1
EASY GRES DRILL BIT 1 3/4" [43 MM.]	05965	PRO	500 max.	1 1/16"	1
EASY GRES DRILL BIT 2" [50 MM.]	05946	PRO	500 max.	1 1/16"	1
EASY GRES DRILL BIT 2 1/4" [55 MM.]	05967	PRO	500 max.	1 1/16"	1
EASY GRES DRILL BIT 2 1/2" [65 MM.]	05969	PRO	500 max.	1 1/16"	1
EASY GRES DRILL BIT 2 11/16" [68 MM.]	05978	PRO	500 max.	1 1/16"	1
EASY GRES DRILL BIT 3" [75 MM.]	05979	PRO	500 max.	1 1/16"	1
EASY GRES DRILL BIT 4" [100 MM.]	05981	PRO	500 max.	1 1/16"	1
EASY GRES DRILL BIT 4 3/4" [120 MM.]	05982	PRO	500 max.	1 1/16"	1



DRYGRES drill bits



- For dry drilling in ceramic, porcelain, natural stone and other materials.
- Maximum operating speed 14,000 r.p.m. 5/8" connection. Usable with grinder. Supplied in blister.
- Certified for Dekton.

	REF		RPM		
DRYGRES DRILL BIT Ø 1/4" [6 MM.]	05993	SUPERPRO	14000 max.	17/16"	1
DRYGRES DRILL BIT Ø 5/16" [8 MM.]	05932	SUPERPRO	14000 max.	17/16"	1
DRYGRES DRILL BIT Ø 3/8" [10 MM.]	05901	SUPERPRO	14000 max.	17/16"	1
DRYGRES DRILL BIT Ø 1/2" [12 MM.]	05933	SUPERPRO	14000 max.	17/16"	1
DRYGRES DRILL BIT Ø 3/4" [20 MM.]	05934	SUPERPRO	14000 max.	17/16"	1
DRYGRES DRILL BIT Ø 1 1/8" [28 MM.]	05902	SUPERPRO	14000 max.	17/16"	1
DRYGRES DRILL BIT Ø 1 3/8" [35 MM.]	05987	SUPERPRO	14000 max.	17/16"	1
DRYGRES DRILL BIT Ø 1 3/4" [43 MM.]	05936	SUPERPRO	14000 max.	17/16"	1
DRYGRES DRILL BIT Ø 2" [50 MM.]	05903	SUPERPRO	14000 max.	17/16"	1
DRYGRES DRILL BIT Ø 2 1/2" [65 MM.]	05937	SUPERPRO	14000 max.	17/16"	1
DRYGRES DRILL BIT Ø 3" [75 MM.]	05938	SUPERPRO	14000 max.	17/16"	1

Kit DRYGRES



- The kit includes:
- MULTIDRILL guide with suitcase.
- Dry cutting diamond drill bits:
- Ø1 1/8" [28mm], 1 3/8" [35mm], 1 3/4" [43mm], 2" [50mm] & 11/16" [68mm].

	REF		RPM		
KIT 5 BITS DRYGRES	05996	SUPERPRO	14000 max.	17/16"	1

KIT EASY GRES PLUS



- The kit includes:
- MULTIDRILL guide.
- Water tank and hose.
- EASY GRES drills Ø 3/4", 1 1/8", 1 3/8", 1 3/4", 2", 2 1/2" and 3" [20, 28, 35, 43, 50, 65 and 75 mm.] and case.

	REF		RPM		
KIT EASY GRES PLUS	51919	PRO	500 max.	11/16"	1

FORAGRES drill bits Ø 3/4" to 4 3/4" [20 - 120 mm.]

2
Cut & Drill



- To drill Floor tiles, Porcelain tiles, Granite and Marble.
- Always use cooled with water and non-hammer electric drill.
- Ø 1 5/8" (40 mm.) drill bit, designed for housing of toilet flushing mechanisms. Supplied in blister.

	REF		RPM		
FORAGRES DRILL BIT 3/4" (20 MM.)	04970	SUPERPRO	900 max.	13/16"	1
FORAGRES DRILL BIT 1 1/8" (28 MM.)	04971	SUPERPRO	900 max.	13/16"	1
FORAGRES DRILL BIT 1 3/8" (35 MM.)	04972	SUPERPRO	900 max.	13/16"	1
FORAGRES DRILL BIT 1 5/8" (40 MM.)	04963	SUPERPRO	900 max.	13/16"	1
FORAGRES DRILL BIT 1 3/4" (43 MM.)	04981	SUPERPRO	900 max.	13/16"	1
FORAGRES DRILL BIT 2" (50 MM.)	04973	SUPERPRO	900 max.	13/16"	1
FORAGRES DRILL BIT 2 1/2" (65 MM.)	04974	SUPERPRO	900 max.	13/16"	1
FORAGRES DRILL BIT 3" (75 MM.)	04975	SUPERPRO	900 max.	15/16"	1
FORAGRES DRILL BIT 4" (100 MM.)	04976	SUPERPRO	450 max.	13/16"	1
FORAGRES DRILL BIT 4 3/4" (120 MM.)	04977	SUPERPRO	450 max.	13/16"	1

DRYGRES drill bits 4DRILL

2
Cut & Drill



NEW

- Specially designed for dry drilling in porcelain tile. Suitable for other ceramic materials, natural stone and artificial stone.
- With high resistant welding of the diamond grains for a longer duration.
- "Easy-Start" Without slipping. Suitable for work without a centering guide.
- Perfect for cordless drills (1000 - 2500 rpm)
- Reinforced body with grub screw for better performance and rigidity, thus maintaining the wax on the tip of the drill.
- High quality finish.
- Certified for Dekton.

	REF		RPM		
DRYGRES DRILL BITS 4DRILL Ø 1/4" (6 MM.)	05951	SUPERPRO	1000 min.	17/16"	1
DRYGRES DRILL BITS 4DRILL Ø 5/16" (8 MM.)	05952	SUPERPRO	1000 min.	17/16"	1
DRYGRES DRILL BITS 4DRILL Ø 3/8" (10 MM.)	05953	SUPERPRO	1000 min.	17/16"	1
DRYGRES DRILL BITS 4DRILL Ø 1/2" (12 MM.)	05954	SUPERPRO	1000 min.	19/16"	1
DRYGRES DRILL BITS 4DRILL Ø 9/16" (14 MM.)	05956	SUPERPRO	1000 min.	19/16"	1
DRYGRES DRILL BITS 4DRILL Ø 3/4" (20 MM.)	05957	SUPERPRO	1000 min.	19/16"	1

KIT FORAGRES

2
Cut & Drill



- Kit includes:
- MULTIDRILL Guide.
- Tank and hose.
- Diamond drill bits Ø 3/4", 1 1/8", 1 3/8", 1 3/4", 2" and 2 11/16" (Ø 20, 28, 35, 43, 50, 68 mm.).
- Case.

	REF		RPM		
KIT FORAGRES	50903	SUPERPRO	900 max.	13/16"	1

Kit DRYGRES 4DRILL

2
Cut & Drill



NEW

- For dry drilling in porcelain tile, Suitable for other ceramic materials, natural stone and artificial stone.
- Hexagonal connection Compatible with battery drills.
- Kit composed of:
- DRYGRES 4DRILL diamond drills dry cut Ø 6, 8, 10 and 12 mm.
- With case.
- Certified for Dekton.

	REF		RPM		
KIT DRYGRES 4DRILL	05968	SUPERPRO	1000 min.		1



MULTIDRILL guide



- By fixing with suction cup, allows horizontal and vertical holes in the right place, preventing the drill bit from slipping.
- Compatible with dry cutting diamond drill bits, removable diamond drill bits $\varnothing 1/4"$ to $9/16"$ (6-14 mm.) and wet cutting diamond drill bits $\varnothing 13/16"$ to $3"$ (20-75 mm.).

	REF		
MULTIDRILL GUIDE	51921	PRO	1

Tank for MULTIDRILL guide



- Bottle of 1200 ml. volume, with manual pressure pump.
- Includes 2 m. hose.

	REF		
TANK AND HOSE FOR MULTIDRILL GUIDE	50947	PRO	1

Electric drill adapter



- Chuck attachable to RUBIMIX-9 and 9 PLUS to work with hexagonal and round finishing rods below 12mm. ($1/2"$)
- Includes chuck key - S2 Ref. 71969.

	REF		
CHUCK	71967	SUPERPRO	1

Electric drill adapter



- For the use of dry cutting diamond drill bit with electric drill. [M14]
- Use without hammer.

	REF		
M14 ADAPTER FOR ELECTRIC DRILL	05976	SUPERPRO	1


Trowels & notched trowels open RUBIFLEX handle



- Steel plate special high wear resistance with corrosion protection by clear coat.(STEEL)
- Ergonomic RUBIFLEX handle with two textures.
- Perfect flatness of the plate.

	REF							
STEEL NOTCHED TROWEL 1/8"X1/8" (3X3 MM.)	76961	SUPERPRO	1/8"	1/8"	0"	6	270	
STEEL NOTCHED TROWEL 11" (28 CM.) 3/16"X3/16" (4.5X4.5 MM.)	76965	SUPERPRO	3/16"	3/16"	0"	6	270	
STEEL NOTCHED TROWEL 11" (28 CM.) 1/4"X1/4" (6X6 MM.)	76962	SUPERPRO	1/4"	1/4"	0"	6	270	
STEEL NOTCHED TROWEL 11" (28 CM.) 1/4"X13/32" (6X10 MM.)	76966	SUPERPRO	1/4"	3/8"	0"	6	270	
STEEL NOTCHED TROWEL 11" (28 CM.) 3/8"X3/8" (8X8 MM.)	76963	SUPERPRO	5/16"	5/16"	0"	6	270	
STEEL NOTCHED TROWEL 11" (28 CM.) 13/32"X13/32" (10X10 MM.)	76977	SUPERPRO	3/8"	3/8"	0"	6	270	
STEEL NOTCHED TROWEL 11" (28 CM.) 1/2"X1/2" (12X12 MM.)	76967	SUPERPRO	1/2"	1/2"	0"	6	270	
STEEL NOTCHED TROWEL 11" (28 CM.) R-13/32" (10 MM.)	76964	SUPERPRO	0"	0"	3/8"	6	270	
STEEL NOTCHED TROWEL TRIANGULAR 1/4"X7/32" (6X5 MM.)	76976	SUPERPRO	1/4"	3/16"	3/16"	6	270	
STEEL NOTCHED TROWEL 28 CM. YW	72949	SUPERPRO	1/4" / 1/2"	5/16" / 1/4"	0"	6	270	

Pro Stainless Steel



- Tile adhesive (thin-set) application.
- Aluminum structure. Light and resistant. Bi-material handle RUBIFLEX. Improves ergonomics. Stainless steel plate.
- Plate's fixation by 6 electro welded points. Irremovable and maximum mechanical resistance.

	REF		
PRO STAINLESS STEEL 1/8" X 1/8" TROWEL	76951	PRO	6
PRO STAINLESS STEEL 1/4" X 1/4" TROWEL	76952	PRO	6
PRO STAINLESS STEEL 5/16" X 5/16" TROWEL	76953	PRO	6
PRO STAINLESS STEEL 3/8" X 3/8" TROWEL	76954	PRO	6
PRO STAINLESS STEEL 1/2" X 1/2" TROWEL	76955	PRO	6



- Steel plate special high wear resistance, corrosion-protected by clear coat (STEEL).
- Stainless steel plate special high wear resistance (INOX)
- Perfect flatness of the plate.
- The notches 13/16" x 13/16" (20 x 20 mm.) developed for dosing of glue mortar on uneven floors. Allows more material thickness.

	REF						
STEEL TROWEL 19" (48 CM.)	65988	SUPERPRO	0"	0"	0"	6	312
STEEL NOTCHED TROWEL 19" (48 CM.) 1/4" X 1/4" [6 X 6 MM.]	65958	SUPERPRO	1/4"	1/4"	0"	6	312
STEEL NOTCHED TROWEL 19" (48 CM.) 3/8" X 3/8" [8 X 8 MM.]	65959	SUPERPRO	5/16"	5/16"	0"	6	312
STEEL NOTCHED TROWEL 19" (48 CM.) 13/32" X 13/32" [10 X 10 MM.]	65983	SUPERPRO	3/8"	3/8"	0"	6	312
STEEL NOTCHED TROWEL 19" (48 CM.) 1/2" X 1/2" [12 X 12 MM.]	73973	SUPERPRO	1/2"	1/2"	0"	6	312
STEEL NOTCHED TROWEL 19" (48 CM.) 13/16" X 13/16" [20 X 20 MM.]	75962	SUPERPRO	13/16"	13/16"	0"	6	312



- Double stainless steel for corrosion resistance.
- Spread more adhesive with each pass.
- Ideal for tile with an edge 15" and large.

	REF						
16" NOTCHED TROWEL 16" 1/2" X 1/2" X 1/2"	26976	SUPERPRO	1/2"		1/2"	1/2"	6
16" NOTCHED TROWEL 16" 1/4" X 1/2" X 1/4"	26977	SUPERPRO	-	1/4"	1/2"	1/4"	6
16" NOTCHED TROWEL 16" 1/4" X 3/8" X 1/4"	26978	SUPERPRO	1/4"	-	3/8"	1/4"	6
16" NOTCHED TROWEL 16" 1/4" X 1/4" X 1/4"	26979	SUPERPRO	1/4"	-	1/4"	1/4"	6

Bucket Trowel PFP05



· Ergonomic RUBIFLEX.

	REF					
PFP05-180 MM. (7 1/16")	75418	SUPERPRO	7"	4 1/8"	0.628 Lb	6
PFP05-200 MM. (7 7/8")	75420	SUPERPRO	8"	4 5/16"	0.703 Lb	6

PRO HEAVY DUTY SCRAPER 5"



- To remove old coverings (ceramic tiles, wallpaper, vinyl tiles, carpets, paint, etc.)
- Ideal for repair jobs (substitution of broken tiles) and renovations.

	REF		
PRO HEAVY DUTY SCRAPER 5"	66953	SUPERPRO	1
5 BLADES FOR PRO HEAVY DUTY SCRAPER 5"	66954	SUPERPRO	1

Bucket Trowel PFP19



· Ergonomic RUBIFLEX

	REF					
PFP19-80 MM. (4 5/16")	76808	SUPERPRO	4 5/16"	3"	0.335 Lb	6
PFP19-90 MM. (5 1/16")	76809	SUPERPRO	5 1/16"	3 9/16"	0.37 Lb	6

Margin Trowel PFP33



· Ergonomic RUBIFLEX handle

	REF					
PFP33 (6 11/16" X 1 15/16")	79050	SUPERPRO	6 11/16"	1 15/16"	0.34 Lb	6

Joint scraper



- Ergonomic handle with two electroplated tungsten carbide plates with high resistance to abrasion.
- Useable with 1, 2 or 3 plates depending on width of the joint.
- Supplied in blister.

	REF			
JOINT SCRAPER	65907	PRO	5	600
SPARE JOINT SCRAPER	71974	PRO	10	4600

White rubber mallet



- WHITE RUBBER MALLET flat/rounded 18oz
- Non-marring head makes this tool ideal for working with finished surfaces.

	REF		
WHITE RUBBER MALLET 18 OZ	66906	SUPERPRO	6

RUBISCRAPER-250

RUBI

Electric grout scraper
For grout removal without damaging the tile.

1
Prepare



- 1** Ergonomic design and bi-material finishing, for greater comfort and better stability.
- 2** Light and resistant. Maximum reliability.
- 3** Blades made in tungsten carbide. Resharpenable for a greater performance. Patented model.
- 4** Fast locking / unlocking system for easy assembly of blade.

- Ideal for repair work (replacement of broken tiles).
- Equipped with 3 speeds. V1: 6500 i.p. / V2: 8000 i.p. / V3: 9500 i.p.
- Power: 250 W.
- Stroke length: 2 mm (3/32").
- Double insulation.
- Blades for joints of 1.5 mm (1/16") (ref. 66810, use only with speed 1) and 3 mm (1/8") (ref. 66812) included.
- Includes 2 special blades (steel made) Ref. 66243 & 66244 to remove rests of thin-set from the back of the tiles or on the substrate.
- With transport case.
- Interchangeable blades for 1.5mm (1/16"), 2mm (3/32") and 3mm (1/8") mm. and (3/16") 4 mm. joints.



3
YEARS
WARRANTY

W
250 W

PATENTED

CE

	REF			W	
RUBISCRAPER-250 USA	66942	SUPERPRO	120V-60Hz	250	1
1.5 MM (1/16") BLADE	66810	SUPERPRO			1
3 MM (1/8") BLADE	66812	SUPERPRO			1



Nippers for Porcelain Tiles



- Specially for cutting narrow strips of a maximum of 7/16" [1cm].
- Replaceable scoring wheels (Ref:01953).
- Equipped with tungsten carbide scoring wheels with titanium surface treatment to last longer. With a gentle turn, the scoring wheels can be repositioned when they start getting worn.

	REF			
NIPPERS FOR PORCELAIN TILES	83942	SUPERPRO	5	765

Nippers for ceramic tiles



- Tungsten carbide edge of great hardness.
- To rectify cuts of ceramics.

	REF			
NIPPERS FOR CERAMIC TILES	65926	SUPERPRO	6	

Latex gloves



- Ideal for wet or abrasives tasks.
- For minimal risks only.
- Made of 100% latex.
- Conforms to EN420.

	REF			
LATEX GLOVES	20907	SUPERPRO	12	

Shape Template



- Copies the shape of the areas which are awkward to mark onto tiles, for subsequent cutting. Maximum depth 1 3/4" [4.5cm]

	REF			
SHAPE TEMPLATE	70925	SUPERPRO	10	

RubiLevel Antishock



- Double machining to ensure a constant precision in the top face and the base.
- Accuracy: 0,5 mm/m.
- Three bubbles for checking horizontal, vertical and 45° levels.
- Double and ergonomic bi-material handle.
- Rubber protector at the ends.
- DUAL view vertical vial for front measurements. Eliminates parallax error.
- MAGNIFIED horizontal vial for the CLEARST view of the bubble.

	REF			
RUBILEVEL ANTISHOCK 24" (60 CM.)	76932	SUPERPRO	8	672
RUBILEVEL ANTISHOCK 32" (80 CM.)	76933	SUPERPRO	8	504
RUBILEVEL ANTISHOCK 40" (100 CM.)	76934	SUPERPRO	8	392
RUBILEVEL ANTISHOCK 48" (120 CM.)	76935	SUPERPRO	8	392

Tile beating block



- Helps colaps and settle thin set ridges under tile.
- Waterproof and high wear resistance wood.
- Perfect flatness.
- Dimensions: 15 3/4" x 5 3/4" [40x14,5 cm.]
- With white natural rubber sheet to prevent damage to the tile.

	REF			
TILE BEATING BLOCK 40 X 14,5 CM. WITH RUBBER	72980	SUPERPRO	1	

Caulk gun 9 inch

RUBI

1
Prepare



- Dripless heavy duty 10 Oz. caulk gun.
- Thrust Ratio (12:1)

	REF		
CAULK GUN 9 INCH	66992	SUPERPRO	6

Manual grout mortar applicator

1
Prepare



- Great capacity (650 cc) grout mortar applicator.
- Very light structure made of aluminum.
- Replaceable and adjustable nozzles to the joint width.
- Also usable for the application of silicone and PU rigid and flexible cartridges. Quick and clean application.

	REF		
MANUAL GROUT MORTAR APPLICATOR 650 CC.	65990	SUPERPRO	1
SET OF SPARE PADS FOR GROUT MORTAR APPLICATOR (INCLUDES SCREW, PISTON AND 3 NOZZLES)	65981	SUPERPRO	1
SPARE NOZZLES FOR GROUT MORTAR APPLICATOR (INCLUDES 6 NOZZLES)	65980	SUPERPRO	1

Folding 4-in-1 working table

1
Prepare



- 4 uses in 1: Work bench, scaffold, dolly and creeper.
- Foldable, easy to transport and storage.
- Double sided board: MDF wood side (work bench function) and non-slippery PP plastic side (rest of functions). EASY interchangeable.
- Reinforced stainless steel area for harder jobs. Avoids damages on wooden surface.
- Angle conveyor and rule printed on the wooden side. also includes a hole for small drillings (max. 25 mm) and hand tools insterts on metal frame.
- Folded table: 31 1/2"x20 1/2"x5" (80x52x12,5cm).
- Unfolded table: 45 1/4"x20 1/2"x31 1/2" (115x52x80cm).

	REF			
FOLDING 4-IN-1 WORKING TABLE	66924	SUPERPRO	1	16

Rule support set

1
Prepare



- For easy adjustment and levelling of the rule for wall tiling.
- In box of 2 units.

	REF			
RULE SUPPORT SET 20" (50 CM.)	60998	SUPERPRO	1	



Replaceable Grout float PRO



- Grout Float (Ref.26906) with sheet resistant to abrasion.
- Replaceable with spare (ref. 84925).

	REF			
SPARE GROUT FLOAT PRO	84925	PRO	15	
REPLACEABLE GROUT FLOAT PRO	26906	PRO	6	

Grout floats PRO



- Black foam rubber.
- Grout Float PRO 9"x4" 22.5x10cm.(Ref.84926), with white rubber sheet wear resistant.

	REF			
RUBBER GROUT FLOAT 9"x4"X19/32" (22,5X10X1,5CM)	84926	PRO	6	384



Grout Floats Superpro Plastic



- Plastic ergonomic handle.
- Available in different hardnesses of rubber for best finish as the joint width.
- Rubber float trowel, with white rubber sheet wear resistant.
- Solid rubber float, with hard rubber abrasion resistant. Thermoflex float, medium hardness.

	REF			
THERMOFLEX RUBBER GROUT FLOAT SUPERPRO	65973	SUPERPRO	6	540
SOLID RUBBER GROUT FLOAT SUPERPRO	65972	SUPERPRO	6	540

Flexible plaster floats



- For multi finish and skimming plaster jobs (also compatible with microcement).
- Ideal for vertical jobs in heights.
- 1,2 mm thick polypropylene (PP) plate.

	REF			
FLEXIBLE FINE PLASTIC HANDLE FLOAT	71904	SUPERPRO	6	

Rubber grout float SUPERPRO



- Plastic ergonomic handle.
- Available in different hardnesses of rubber for best finish as the joint width.
- Rubber float trowel, with white rubber sheet wear resistant.
- Solid rubber float, with hard rubber abrasion resistant. Thermoflex float, medium hardness.

	REF			
RUBBER GROUT FLOAT SUPERPRO	65971	SUPERPRO	6	540

RUBI Tile spacers 1/32" [1mm]

3
Set



- For wall & floor tiles with minimum joint.
- Quality base material, without impurities or imperfections.

	REF			
TILE SPACERS 1/32" (1 MM.) - [B-300 U.]	26998	SUPERPRO	10	1200

Tile Spacer 1/16" (1.5mm)

3
Set



- For wall & floor tiles with minimum joint.
- Quality base material, without impurities or imperfections.

	REF			
TILE SPACERS 1/16" (1.5 MM.) - [B-300 U.]	26991	SUPERPRO	10	960
TILE SPACERS 1/16" - (1000 PC.) JAR	02280	SUPERPRO	1	

Tile Spacer 3/32" (2mm)

3
Set



- For wall & floor tiles with minimum joint.
- Quality base material, without impurities or imperfections.

	REF			
TILE SPACERS 3/32" (2 MM.) - [B-300 U.]	26997	SUPERPRO	10	1680

Tile Spacers 1/8" (3mm)

3
Set



- For floor tiles with thin joint.
- Quality base material, without impurities or imperfections.

	REF			
TILE SPACERS 1/8" (3 MM.) - [B-200 U.]	26990	SUPERPRO	10	1200
TILE SPACERS 1/8" - (1000 PC. JAR)	02281	SUPERPRO	1	

Tile Spacers 3/16" (5mm)

3
Set



- For floor tiles.
- Quality base material, without impurities or imperfections.
- Hollow structure with internal reinforcements. Supports the tensions and allows to leave into the joint and to grout over.

	REF			
TILE SPACERS 3/16" (5 MM.) - [B-100 U.]	26989	SUPERPRO	10	960
TILE SPACERS 3/16" - (400 PC. JAR)	02282	SUPERPRO	1	

Tile Spacers 1/4" (6mm)

3
Set



- For floor tiles.
- Quality base material, without impurities or imperfections.
- Hollow structure with internal reinforcements. Supports the tensions and allows to leave into the joint and to grout over.

	REF			
TILE SPACERS 1/4" (6 MM.) - [B-100 U.]	26996	SUPERPRO	10	540

T-spacers 1/32" (1mm)

3
Set



- Ideal for "Brick Bond" and perimeter joints.
- Quality base material without impurities or imperfections.

	REF			
T-SPACERS 1/32" (1MM) (B-300 UN.)	02859	SUPERPRO	10	
T-SPACERS 1/32" (1MM) (B-1000 UN.)	02862	SUPERPRO	1	720

T-spacers 1/16" (1.5mm)

3
Set



- Ideal for "Brick Bond" and perimeter joints.
- Quality base material without impurities or imperfections.

	REF			
T-SPACERS 1/16" (1.5MM) (B-300 UN.)	26988	SUPERPRO	10	
T FOR GROUTS 1/16" (1.5MM) (JAR-1000 UN.) USA	02715	SUPERPRO	1	

T-spacers 1/8" (3mm)

3
Set



- Ideal for "brick style" tiling and perimeters.
- Quality base material, without impurities or imperfections.

	REF			
T-SPACERS 1/8" (3 MM.)-(B-200 U.)	26986	SUPERPRO	10	1680
"T" SPACERS 1/8" -(JAR-1000 U.)	02399	SUPERPRO	1	

T-spacers 3/16" (5mm)

3
Set



- Ideal for "brick style" tiling and perimeters.
- Quality base material, without impurities or imperfections.
- Hollow structure with internal reinforcements. Supports the tensions and allows to leave into the joint and to grout over.

	REF			
T-SPACERS 3/16" (5 MM.)-(B-100 U.)	26987	SUPERPRO	10	2040
"T" SPACERS 3/16" -(JAR-400 U.)	02398	SUPERPRO	1	

Wedges

3
Set



- Wedges for tiling.
- Quality base material, without impurities or imperfections.

	REF			
WEDGES 3/16" (5 MM.)-(B-500 U.)	02950	SUPERPRO	10	1500
WEDGES 3/16" (5MM.)-(JAR-500 PCS.)	02283	SUPERPRO	1	

Horseshoe spacers

3
Set



- For Rectify the position of the pieces during installation.
- Thanks to their geometry, horseshoe shaped, these spacers can be combined together to give the same function as a traditional crosshead or "T".

	REF			
SPACER HORSESHOE 1/16" (300 UN) JAR	13841	SUPERPRO	10	
SPACER HORSESHOE 1/8" (250 UN) JAR	13840	SUPERPRO	10	

Kit Delta Level System

RUBI



- The kit consists of 1 pliers, 100 Clips and 100 reusable wedges.
- Packaged in a handy bucket.

	REF			
KIT DELTA LEVEL SYSTEM 1MM (3-12MM)	03913	SUPERPRO	1	80
KIT DELTA LEVEL SYSTEM 1,5MM (3-12MM)	03914	SUPERPRO	1	80

CONSUMPTION

		EXTRA-LARGE FORMATS						SQUARE FORMATS											
	inch	40"x60"	40"x120"	48"x48"	48"x142"	60"x60"	60"x120"		inch	12"x12"	16"x16"	18"x18"	20"x20"	24"x24"	30"x30"	32"x32"	36"x36"	40"x40"	48"x48"
	10sq.ft.	4	3	4	2	3	2		10sq.ft.	40	23	18	14	10	10	8	7	5	4
		RECTANGULAR FORMATS																	
	inch	6"x24"	6"x35"	6"x48"	9"x16"	9"x24"	9"x30"	9"x40"	12"x40"	12"x24"	12"x36"	12"x48"	16"x32"	16"x48"	18"x36"				
	10sq.ft.	30	27	20	30	20	21	16	15	20	17	13	14	9	11				

3
Set

Delta Level System Clip

3
Set



- Made in Polypropylene.
- Different clip sizes available:
- Clip 1/32" [1 mm] 1/16" [1.5 mm] and 3/32" [2 mm]. for tiles from 1/8" [3mm] to 1/2" [12 mm] thick.
- 1/8" [3 mm] and 3/16" [5 mm] clip for tiles from 1/4" [6 mm] to 9/16" [15 mm] thick.

	REF			
200 clips 1/32" delta lev. sys [1/8"-1/2"]	02851	SUPERPRO	21	168
400 clips 1/32" delta lev. sys [1/8"-1/2"]	02839	SUPERPRO	13	96
2400 clips 1/32" delta lev. sys [1/8"-1/2"]	02870	SUPERPRO	1	16
200 clips 1/16" delta lev. sys [1/8"-1/2"]	02841	SUPERPRO	21	168
400 clips 1/16" delta lev. sys [1/8"-1/2"]	02842	SUPERPRO	13	96
2400 clips 1/16" delta lev. sys [1/8"-1/2"]	02855	SUPERPRO	1	16
200 clips 3/32" delta lev. sys [1/8"-1/2"]	02853	SUPERPRO	24	192
400 clips 3/32" delta lev. sys [1/8"-1/2"]	02854	SUPERPRO	13	96
2400 clips 3/32" delta lev. sys [1/8"-1/2"]	02856	SUPERPRO	1	16
200 clips 1/8" delta lev. sys [1/4"-9/16"]	02867	SUPERPRO	21	168
400 clips 1/8" delta lev. sys [1/4"-9/16"]	02868	SUPERPRO	11	96
2400 clips 1/8" delta lev. sys [1/4"-9/16"]	02869	SUPERPRO	1	16
200 clips 3/16" delta lev. sys [1/4"-9/16"]	06827	SUPERPRO	21	168
400 clips 3/16" delta lev. sys [1/4"-9/16"]	06828	SUPERPRO	11	88
2400 clips 3/16" delta lev. sys [1/4"-9/16"]	06829	SUPERPRO	1	16
100 clips 1/16" delta lev. sys [7/16"-7/8"]	02846	SUPERPRO	20	320

Delta Level System Pliers Fast-Fix

3
Set



PATENTED

- FAST-FIX regulation system. Without screws, faster and intuitive.
- Made of steel with bi-material Soft-grip handles for greater ergonomics.
- Protective cover on the pressure cam to avoid damaging the tile.

	REF		
DELTA LEVEL SYSTEM PLIERS FAST-FIX	03901	SUPERPRO	6

Delta Level System Wedge

3
Set



- Made in Polypropylene.
- Reusable.

	REF			
DELTA LEVEL SYSTEM WEDGE [B-200 UN]	02844	SUPERPRO	13	104
DELTA LEVEL SYSTEM WEDGE [B-400 UN]	02845	SUPERPRO	6	48
DELTA LEVEL SYSTEM WEDGE [B-1200 UN]	02857	SUPERPRO	1	16

CYCLONE FLAT BASE

3
Set



- Available in various models:
- Flat base clips of 1mm (1/32"), 1.5mm (1/16"), 2mm (3/32") and 3mm (1/8") mm.
- Visual thickness identification by colour.

	REF			
CYCLONE L.S. 1 MM FLAT BASE (B-100)	35937	SUPERPRO	36	432
CYCLONE L.S. 1 MM FLAT BASE (B-300)	35938	SUPERPRO	12	144
CYCLONE L.S. 1 MM FLAT BASE (B-2400)	35939	SUPERPRO	1	20
CYCLONE L.S. 1.5 MM FLAT BASE (B-100)	35940	SUPERPRO	36	432
CYCLONE L.S. 1.5 MM FLAT BASE (B-300)	35941	SUPERPRO	12	144
CYCLONE L.S. 1.5 MM FLAT BASE (B-2400)	35942	SUPERPRO	1	20
CYCLONE L.S. 2 MM FLAT BASE (B-100)	35943	SUPERPRO	36	432
CYCLONE L.S. 2 MM FLAT BASE (B-300)	35944	SUPERPRO	12	144
CYCLONE L.S. 2 MM FLAT BASE (C-2400)	35945	SUPERPRO	1	20
CYCLONE L.S. 3 MM FLAT BASE (B-100)	35946	SUPERPRO	36	432
CYCLONE L.S. 3 MM FLAT BASE (B-300)	35947	SUPERPRO	12	144
CYCLONE L.S. 3 MM FLAT BASE (C-2400)	35948	SUPERPRO	1	20

CYCLONE CROSS BASE

3
Set



- Available in various models:
- Cross base clips of 1.5 mm (1/16") and 3 mm (1/8").
- Visual thickness identification by colour.

	REF			
CYCLONE L.S. 1.5 MM CROSS BASE (B-100)	35952	SUPERPRO	36	432
CYCLONE L.S. 1.5 MM CROSS BASE (B-300)	35953	SUPERPRO	12	144
CYCLONE L.S. 1.5 MM CROSS BASE (B-2400)	35954	SUPERPRO	1	20
CYCLONE L.S. 3 MM CROSS BASE (B-100)	35955	SUPERPRO	36	432
CYCLONE L.S. 3 MM CROSS BASE (B-300)	35956	SUPERPRO	12	144
CYCLONE L.S. 3 MM CROSS BASE (B-2400)	35957	SUPERPRO	1	20

CYCLONE CROSS T BASE

3
Set

NEW



- Available in various models:
- 1.5 mm (1/16") and 3 mm (1/8") T-base flanges.
- Visual identification of thickness by colors.

	REF			
CYCLONE L.S. 1.5 MM CROSS T BASE (B-100)	35958	SUPERPRO	36	432
CYCLONE L.S. 1.5 MM CROSS T BASE (B-300)	35959	SUPERPRO	12	144
CYCLONE L.S. 1.5 MM CROSS T BASE (C-2400)	35960	SUPERPRO	1	20
CYCLONE L.S. 3 MM CROSS T BASE (B-100)	35961	SUPERPRO	36	432
CYCLONE L.S. 3 MM CROSS T BASE (B-300)	35962	SUPERPRO	12	144
CYCLONE L.S. 3 MM CROSS T BASE (C-2400)	35963	SUPERPRO	1	20

CYCLONE KIT

3
Set



- The kit consists of 300 clips and 100 reusable caps.
- Packaged in a practical bucket.

	REF			
KIT CYCLONE 1,5 MM	35964	SUPERPRO	1	40
KIT CYCLONE 3 MM	35965	SUPERPRO	1	40

CYCLONE CAPS

3
Set



PATENT PENDING

- Reusable.
- Special 6 mm external thread.
- Eccentric detail for better force concentration.
- Crowned area for better grip.
- Dimensions: 59x59x38 mm
- Supplied in reusable container.

	REF			
CYCLONE CAPS (B-100)	35949	SUPERPRO	5	50
CYCLONE CAPS (B-300)	35950	SUPERPRO	4	24
CYCLONE CAPS (B-1200)	35951	SUPERPRO	1	12

Kit TILE LEVEL QUICK

RUBI

3
Set



· The set consists of pliers, 100 Straps and 100 reusable caps. Packaged in a handy bucket.

	REF			
KIT TILE LEVEL QUICK	02941	PREMIUM	1	80

TILE LEVEL QUICK Heavy Duty Pliers

3
Set



- Metal version of the plastic TLQ pliers, fully compatible.
- Made of zinc-plated carbon steel.
- Ergonomic bi-material handle (plastic and rubber).
- Height adjustment with regulation screw (no tools required).

	REF			
TILE LEVEL QUICK HEAVY DUTY NIPPER	03900	PREMIUM	1	

EXTRA-LARGE FORMATS							RECTANGULAR FORMATS											SQUARE FORMATS																	
inch	40"x60"	40"x120"	48"x48"	48"x142"	60"x60"	60"x120"	inch	6"x24"	6"x35"	6"x48"	9"x16"	9"x24"	9"x30"	9"x40"	12"x40"	12"x24"	12"x36"	12"x48"	16"x32"	16"x48"	18"x36"	inch	12"x12"	16"x16"	18"x18"	20"x20"	24"x24"	30"x30"	32"x32"	36"x36"	40"x40"	48"x48"			
10sq.ft.	4	3	4	2	3	2	10sq.ft.	30	27	20	30	20	21	16	15	20	17	13	14	9	11	10sq.ft.	40	23	18	14	10	10	8	7	5	4			
*VISIT OUR WEBSITE OR DOWNLOAD THE CLUB RUBI APP FOR CLIP CALCULATOR																																			

TILE LEVEL QUICK Straps

3
Set



- Made of technical polymer non-hygroscopic.
- Doesn't need soaking before use.
- The Strap thickness guarantees minimum grout of 1/16" (1.5 mm).
- Ensures continuous tension between Straps and caps.
- Grooved bases to improve the wetting of ceramic tile.

	REF			
TILE LEVEL (B-100 U.) STRAP	02893	PREMIUM	6	180
TILE LEVEL (B-400 U.) STRAP	02895	PREMIUM	6	48

TILE LEVEL QUICK Caps

3
Set



- Reusable caps. Made of POM. Its design ensures even distribution of the contact pressure.

	REF			
TILE LEVEL CAPS (B-100 U.)	02890	PREMIUM	10	300
TILE LEVEL CAPS (B-400 U.)	02892	PREMIUM	8	64

TILE LEVEL QUICK Pliers

3
Set



PATENTED

- Ergonomic design with bimaterial handle. Made of very light and resistant materials. Tighten regulation system depending on the thickness of the ceramic tile.

	REF			
TILE LEVEL QUICK PLIERS	02989	PREMIUM	1	756

RubberMAX 7.9Gal. with handle



- Highly resistant metal handle.
- Walls are reinforced with ribbing.

REF						
88827	15"	15 1/4"	7.9 gal.	7.4 Lb	10	

Rubber bucket with graduation no.3 "Rubberbuck" [4 gal.]



- Embossed scale.
- Highly resistant metal handle.
- Walls are reinforced with ribbing.

REF							
88911	SUPERPRO	12"	12"	4 gal.	5.7 Lb	10	180



Plastic bucket model 2 "Lightbuck" (5.8 gal.)



- Greater comfort during transport. Easy waste collection.
- Heavy duty metal handle
- Plastic handle. Comfort.

REF							
88772	PRO	14 9/16"	10 5/8"	5.8 gal.	2 Lb	10	450

Plastic tub №. 3 "Flex tub" (10.5 gal.)



- Greater comfort during transport. For easy waste collection.
- Reinforced handles. Greater resistance.
- Light.

REF							
88773	PRO	13"	17 5/16"	10.5 gal.	2.9 Lb	10	300

Plastic tub №. 4 "Flex tub" (14.5 gal.)



- Greater comfort during transport. For easy waste collection.
- Lightweight.

REF							
88774	PRO	13"	20 7/8"	55 l.	3.5 Lb	10	200

RUBI

SR-1 ergonomic seat

3
Set



- Aluminum chassis high strength and stability.
- Allows an ergonomic position of comfort.
- Prevents injuries in knees and back.
- Adjustable seat height and angle for optimum adaptation to each use. Robust construction with 7 heavy duty wheels.
- Includes tray for tools and accessories.
- Ideal for flooring, parquet installation, cleaning and other operations on pavements tasks. Replaceable ergonomic kneepads. Maximum weight: 286 lb. (130 kg.)

	REF			
SR-1 ERGONOMIC SEAT	81999	SUPERPRO	1	18

Gel Duplex knee pads

3
Set



- Professional knee pads with ergonomic design. Highly comfortable.
- Their design combines the use of hard materials to protect against impacts and uneven floors and soft materials adaptable to the user's anatomy on the inside.
- Besides protecting the user's knees thanks to the silicone gel in their inside, their studied ergonomics gives them great stability, preventing ligaments and tendons fatigue.
- Wide range of uses thanks to their design "two in one":
- Can be used together with the external rubber protection of great stability and resistance.
- With the main body only, less bulky, which allows the knee to slide without problem over smooth surfaces.
- They incorporate a double fastener, inferior and superior, easy adjustable.
- Conforms to EN14404.
- Protection level: 1

	REF			
GEL DUPLEX KNEE PADS	81989	PREMIUM	6	96

Professional Knee Pads N

3
Set



- Professional knee pads of great comfort.
- Made of absorbent material to protect against knocks and bumps of the ground.
- Its internal design is perfectly adaptable to the user's knee.
- Big leaning surface for optimum stability.
- Adjustable superior fastener.

	REF			
PROFESSIONAL KNEE PADS	65915	SUPERPRO	6	192

Gel Comfort knee pads

3
Set



- Ergonomic design professional and high comfort knee pads.
- Its design combines the use of hard materials against impacts and uneven floors and soft materials therein, adapted to the user's anatomy.
- In addition to protecting the user's knees through the use of silicone gel inside, its studied ergonomics provide them with great stability, preventing ligaments and tendons fatigue.
- They incorporate two bands Neoprene closure.
- Conforms to EN14404.
- Protection level: 1

	REF			
GEL COMFORT KNEE PADS	81998	SUPERPRO	6	96

RUBICLEAN TRIPLE SUPERPRO



- Plastic washboy, lightweight and high resistance.
- Equipped with 3 spiral rollers for further draining.
- Includes wheels and carrying handle.
- Capacity: 5.3 gl. [24 l.]
- Useful capacity: 2.2 gl. [10 l.]
- Dimensions: 20 7/8" x 11 1/32" x 14 9/16" [53 x 28 x 37 cm.]

REF			
RUBICLEAN TRIPLE SUPERPRO WASHBOY	21995	SUPERPRO	1 18

RUBICLEAN ECO KIT



- Composed by:
- Rubiclean Eco (Ref. 24948), Sponge standard (Ref. 24966), Rubber Trowel for Joints (Ref. 24969) and High absorption sponge plus with handle (Ref. 84927).
- Capacity: 5.2 gl. [20 l.]

REF		
RUBICLEAN ECO KIT	68910	PRO 1

Sponge float PRO



- Polyurethane foam floats with high absorption.
- The PLUS model has slits for increased performance drag dirt.

	REF						
SPONGE FLOAT PRO	84927	PRO	11 1/16x5 1/2x1 3/16"	3	3	10	240

Replaceable Superpro Sponges 12" x 5 11/32" [30x13,5cm]



- Float sponges for cleaning and finishing tile and grout jobs. Interchangeable sponges adaptable to the ergonomic handle. (ref 22912) and secure attachment to other brands.
- Sponges available with different levels of absorption and resistance to abrasion. Comfortable and secure attachment system.
- PLUS models have cuts for increased drag on the dirt.

	REF						
FLOAT WITH REPLACEABLE SUPERPRO SPONGE	22900	SUPERPRO	12x5 5/16x1 9/16"	1	2	10	180
FLOAT WITH REPLACEABLE SWEEPEX SUPERPRO SPONGE	22916	SUPERPRO	12x5 5/16x1 9/16"	3	3	10	180
REPLACEABLE SUPERPRO SPONGE	22910	SUPERPRO	12x5 5/16x1 9/16"	1	2	10	320
REPLACEABLE SUPERPRO SPONGE PLUS	22918	SUPERPRO	12x5 5/16x1 9/16"	1	2	10	320
REPLACEABLE EPOXY CELLULOSE SUPERPRO SPONGE	22932	SUPERPRO	12x5 5/16x1 3/16"	4	4	10	
REPLACEABLE SWEEPEX SUPERPRO SPONGE	22922	SUPERPRO	12x5 5/16x1 3/16"	3	3	10	320
REPLACEABLE SWEEPEX SUPERPRO SPONGE PLUS	22914	SUPERPRO	12x5 5/16x1 9/16"	3	3	10	320

Sponge float SUPERPRO



- Floats with SUPERPRO sponge for grout cleaning and finishing.
- PLUS model has cuts for increased performance in wiping away dirt.

	REF						
SPONGE FLOAT SUPERPRO PLUS	20908	SUPERPRO	11 1/16x7 11/16x1"	1	2	10	180

Float with 10" [25 cm.] SUPERPRO pads

RUBI



- To clean ceramic surfaces and other materials.
- Float with three different roughness replaceable pads; soft (red), medium (blue) and hard (brown).
- Float with three very stuff pads (white).
- 3 sets of pads: very soft (white), soft (red), medium (blue) and hard (brown)
- Available set of 3 pads of different roughness: soft (red), medium (blue) and hard (brown).

	REF			
FLOAT + 3 MIXED PADS	20900	SUPERPRO	10x4x1"	1
3 PADS REPLACEMENT SET - MEDIUM	20973	SUPERPRO	10x4x1"	1
3 PADS REPLACEMENT SET - HARD	20974	SUPERPRO	10x4x1"	1
3 PADS REPLACEMENT SET - SOFT/MEDIUM/HARD	20902	SUPERPRO	10x4x1"	1


Hidro Rounded Sponges



- Convenient box with 2 bags x 30 Hidro Rounded Sponge vacuum packaged. Not individually packed.
- Polyurethane sponges.
- HIDRO models are highly absorbent.
- Extra large all purpose sponge.

	REF		
HIDRO ROUNDED SPONGE VACUUM PACKAGED (60UN)	68999	PRO	60

SUPERPRO sponges



- PLUS models have cuts for increased drag on the dirt.
- Ref. 20905 available in Palbox.

	REF						
SUPERPRO SPONGE	20905	SUPERPRO	8x5 1/8x2 3/4"	1	2	24	384
MIXED SUPERPRO SPONGE	20906	SUPERPRO	8x5 1/8x2 3/4"	4	2	24	288
EPOXY CELLULOSE SUPERPRO SPONGE	22928	SUPERPRO	6 11/16x4x1 9/16"	4	4	12	792
STANDARD PRO SPONGE	24966	SUPERPRO	6 11/16x4x2 3/4"	2	1	24	720

Hidro Rounded Sponges



- Mixed Rounded Sponge vacuum packaged 30 units, not individually packed.
- Polyurethane sponges.
- Mixed models : heavy duty grouting and haze buffer sponges.

	REF		
MIXED ROUNDED SPONGE VACUUM PACKAGED (30UN)	68997	PRO	60

KIT TILE LEVEL QUICK PALBOX



For customized Tile Level display, please contact your local rep.



- Contains 16 Kits TILE-LEVEL QUICK (Ref. 02941)
- It Includes LCD screen with demo video.
- Dimensions: 23 5/8 x 15 3/4 x 47 1/4 (60 x 40 x 120 cm).

	REF	
TILE-LEVEL PALBOX WITH SCREEN (16 KITS)	02998	1


Delta Palbox



For customized Delta display, please contact your local rep.



- Ready to use by just removing the cover.
- It contains:
- 20 DELTA Leveling System kits.
- Measurements: 23 5/8 x 15 3/4 x 41 5/16 (60 x 40 x 105 cm).

	REF	
DELTA LEVELING SYSTEM 1/32" (1MM) PAL BOX (20 UN.)	03917	1
DELTA LEVELING SYSTEM 1/6" (1,5MM) PAL BOX (20 UN.)	03916	1

Hidro Rounded Sponge-Display



- Sponges provides individually packed and with cardboard display. Polyurethane sponges.
- HIDRO models are highly absorbent.
- Extra large all purpose sponge.

	REF	
XL HIDRO ROUND SPONGE-DISPLAY (22 1/2"X 20 3/16"X 23 5/8")	68995	120



Mixed Rounded Sponge-Display



- Sponges provides individually packed and with cardboard display. Polyurethane sponges.
- Mixed models : heavy duty grouting and haze buffer sponges.

	REF	
MIXED ROUND SPONGE-DISPLAY (22 1/2" X 20 3/16" X 23 5/8")	68996	120

Superpro Sponge



- Contains x135 units of ref. 20905.
- Dimensions: 23" x 15" x 47" (60 x 40 x 120 cm.).

	REF		
SUPERPRO SPONGE PALBOX	69955	1	4

Cardboard general display.




- Cardboard general display.
- Dimensions: 55 1/8 (140 cm) high, 16 1/8 (41 cm) wide, 12 5/8 (32 cm) deep.

	REF	
CARDBOARD GENERAL DISPLAY	91905	1

General Display Stand





· Trays and shelves are optional.

	REF	
GENERAL DISPLAY 40" X 89" (100CM X 225CM)	90811	1
GENERAL DISPLAY 25" X 89" (65CM X 225CM)	90812	1
GENERAL DISPLAY 40" X 89" (100CM X 40CM) SHELF	90570	1
GENERAL DISPLAY 25" X 89" (65CM X 40CM) SHELF	90571	1
SHORT HOOK FOR GENERAL DISPLAY	90681	1
SET 2 DISPLAY BARS	90810	1
PRICE HOLDER HOOK	90656	1
PRICE HOLDER HOOK LABEL	90709	1

Display for Manual Tile Cutters




· Capacity to display 3 manual tile cutters.

	REF		
DISPLAY FOR MANUAL CUTTERS.	90305	1	6

Display for Rubi mixers



· Display stand to hold two mixers and various mixing paddles.

	REF	
DISPLAY FOR MIXERS	91908	1
DISPLAY BOARD IMAGE RUBIMIX	26447	1

RUBI CLUB

★★★★★
**THE APP THAT REWARDS
YOUR TRUST
IN US**

**Get money back on
all your purchases**



DOWNLOAD IT AND START ACCUMULATING POINTS

Scan the QR code or find it in app stores

rubi.com



SYMBOLGY AND CERTIFICATIONS

In this catalogue to provide reader's with the maximum amount of information and to be as clearly as possible, we have used the following symbols:

	Phase 1: Prepare		Watts		Bags per box		One Hand Action		Fast-in
	Phase 2: Cut & Drill		Mitre cutting length		No tile spacers per bag		Back pack optional		Regulable
	Phase 3: Set		Mitre Thickness cut		Tile spacers for box		Bearing system		Motor Brushless
	Phase 4: Grout		Maximum cutting thickness - 1 stroke or 2 strokes		Height of bucket		Easy fix		LI-ION BATTERY
	Phase 5: Clean		Length Width Height (machine overall dimensions)		Bottom diameter		Ergonomic		Energy
	3+1 years warranty		Wall chaser effect		Top diameter		Soft		45°
	3+2 years warranty		Cut length with saw effect		Useable height		INCH/MM. ruler		Resistant to extreme temperatures
	3 year warranty		With blade		Sponge size		Power		Hardness and Robustness
	Patented		Outside diameter		Absorption level [1-4]		Foldable head		Easy
	Patent Pending		Inside diameter		Resistance to abrasion [1-4]		Plunge Effect		Metallic
	Protected Design		Disc segment high		Cutting Length		Folding legs		Reinforced handle
	Units per pallet		Segment Thickness		Cutting height		Mobile cart		Flexible
	Units per box		Diamond band height		Separator power		Adjustable flow		Comfort
	Cutting length		Diamond band width		Fixed separator		Tip-up table for mitering		Reinforced
	Diagonal cutting length		Maximum drill length		Mobile separator		Zero Dust		Strong
	Cutting height		Mixing capacity		Repetitive cuts		1 hour of continuous work maximum, recommended by TNO		Smokeless
	Separator power		Max Height of the head		45° cuts		3 hours of continuous work maximum, recommended by TNO		Light
	Net weight without packaging		Rod's head diameter		Base accessory		6 hours of continuous work maximum, recommended by TNO		Easy use
	Gross weight		Wide notched trowel		Angular measuring		Level		Reduced dust and noise
	With carrying case		Notched height trowel		Dual reinforced guide		Laser		Easy cleaning
	Weight with carrying case		Notched Radius Trowel		PURE POWER		C3 system		
	Power supply		Trowel length		MAGNET		Wet cutting		
	Revolutions per minute		Trowel width		Smart Power		Dry cutting		

Germans Boada SA and its subsidiaries comply with the Directive 2002/96/EC on waste electrical and/or electronic and Directive 2002/95/EC on the restriction of certain substances in their manufacture, applying the law of each member state according to EEC your specific criteria. (WEEE, WEEE, ECDRAEE, etc ...) (RoHS).

* The gross weight of some electrical machines can vary depending on the type of pallet and carton type used in packaging.

** Any manipulation of the machines voids the warranty. The warranty covers defects in manufacturing or assembly in accordance with applicable law.

Note: It is forbidden any reproduction of all or part of this catalog without prior approval of Germans Boada, SA





RUBICLUB

JOIN THE COMMUNITY OF 70.000+ EXPERTS IN THE ART OF TILING

1. SIGN UP IN LESS THAN 1 MINUTE
2. EXTEND THE WARRANTY OF YOUR PURCHASES EASILY
3. GAIN ACCESS TO EXCLUSIVE BENEFITS AND GIFTS

SCAN THE QR CODE OR ENTER WWW.RUBI.COM



After Sales Service     
aftersales@rubi.com rubi.com

RUBI GROUP

RUBI TOOLS USA Inc.
 3980 W 104th St Suite 6,
 Hialeah, FLORIDA 33018 USA
 P. 1 305 715 9892
 F. 1 305 715 9898
rubitools.usa@rubi.com
warrantyusa@rubi.com

PROUD MEMBER OF:



Ref. 93030



8 413797 930306

