

HOMOGENEOUS PORCELAIN TECHNICAL TILES, DOUBLE LOADED  
GRÈS CÉRAME VITRIFIÉ TECHNIQUE, DOUBLE CHARGEMENT  
GRÈS PORCELÂNICO TÉCNICO, DUPLO CARRREGAMENTO

FORMATS

10,5mm


297X597mm



597X597mm



597X1190mm



890X890mm




## CONCRETE INSPIRATIONS


The Concrete Collection reflects the true spirit of the Portland Cement, with excellent technical performances, this unglazed double loaded porcelain stoneware has high technical qualities and enduring specs. Concrete was especially developed for high traffic areas.

A Coleção Concrete traduz o verdadeiro espírito visual do Cimento de Portland, com um excelente desempenho técnico, é um grés porcelânico não esmaltado produzido em dupla carga com elevada qualidade técnica e durabilidade. Concrete foi especialmente pensado para áreas de alto tráfego.


COLORS



WHITE



GREY



STEEL



TAUPE



GRAPHITE


SURFACES



MATT [R9]



NATURE [R10]



BUSH-HAMMERED [R11]



# CONCRETE

HOMOGENEOUS PORCELAIN TECHNICAL TILES, DOUBLE LOADED  
GRÈS CÉRAME VITRIFIÉ TECHNIQUE, DOUBLE CHARGEMENT  
GRÉS PORCELÂNICO TÉCNICO, DUPLO CARRREGAMENTO

 NATURE - R10A | MATT - R9 | BUSH-HAMMERED - R11

## STEEL

597X1190mm



**NATURE** [R10A]  
CN120184RT

597X597mm



**NATURE** [R10A]  
CN66184RT  
**MATT** | MATE [R9]  
C66184RT

297X597mm



**NATURE** [R10A]  
CN36184RT  
**MATT** | MATE [R9]  
C36184RT

890X890mm



**NATURE** [R10A]  
CN89184RT

597X597mm



**BUSH-HAMMERED** | BOUCHARDÉ | BUJARDADO [R11]  
CB66184RT

297X597mm



**BUSH-HAMMERED** |  
BOUCHARDÉ |  
BUJARDADO [R11]  
CB36184RT

## SKIRTING BOARD ROUNDED EDGE

PLINTHE AVEC BORD ARRONDI | RODAPÉ CORTADO

95X597mm



**NATURE**  
RCN26184RT

**MATT** | MATE  
RC26184RT

**BUSH-HAMMERED**  
BOUCHARDÉ | BUJARDADO  
RCB26184RT

75X890mm

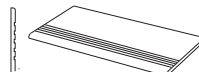


**NATURE**  
RCN89084RT

## STEP TREAD

NEZ DE MARCHE | DEGRAU

297X597mm RT



**NATURE**  
DCN60184RT

**MATT** | MATE  
DC60184RT

**BUSH-HAMMERED**  
BOUCHARDÉ | BUJARDADO  
DCB60184RT



# CONCRETE



CB66184RT CONCRETE STEEL  
597X597mm



# CONCRETE



CB66184RT CONCRETE STEEL  
597X597mm