

COAXIAL



| | | | |
|----------------|----------------|----------------|-----------------|
| EDS4-E4 | EDS5-E4 | EDS6-E4 | EDS69-E4 |
| Coaxial | Coaxial | Coaxial | 3-Way |
| 2-Way | 2-Way | 2-Way | 3-Way |
| Size : 4" | Size : 5.25" | Size : 6.5" | Size : 6x9" |
| 80 watts RMS | 90 watts RMS | 100 watts RMS | 160 watts RMS |
| 160 watts PEAK | 180 watts PEAK | 200 watts PEAK | 320 watts PEAK |
| 100Hz-20kHz | 80Hz-20kHz | 65Hz-20kHz | 45Hz-20kHz |
| 4Ω | 4Ω | 4Ω | 4Ω |
| Depth : 40mm | Depth : 46mm | Depth : 61mm | Depth : 79mm |
| Dia : 93mm | Dia : 112mm | Dia : 142mm | Dia : 145x216mm |



| | | | |
|----------------|----------------|----------------|-----------------|
| EDBX4-E1 | EDBX5-E1 | EDBX6-E1 | EDBX69-E1 |
| Coaxial | Coaxial | Coaxial | Coaxial |
| 3-way | 3-way | 3-way | 3-way |
| Size : 4" | Size : 5.25" | Size : 6.5" | Size : 6x9" |
| 65 watts RMS | 75 watts RMS | 90 watts RMS | 150 watts RMS |
| 130 watts PEAK | 150 watts PEAK | 180 watts PEAK | 300 watts PEAK |
| 100Hz-20kHz | 80Hz-20kHz | 65Hz-20kHz | 45Hz-20kHz |
| 4Ω | 4Ω | 4Ω | 4Ω |
| Depth : 43mm | Depth : 50mm | Depth : 53mm | Depth : 79mm |
| Dia : 94mm | Dia : 117mm | Dia : 141mm | Dia : 145x216mm |



| | |
|-----------------|-----------------|
| EDB5-E1 | EDB6-E1 |
| Coaxial | Coaxial |
| 2-way | 2-way |
| Size : 5.25" | Size : 6.5" |
| 50 watts RMS | 60 watts RMS |
| 100 watts PEAK | 120 watts PEAK |
| Freq:80Hz-20kHz | Freq:65Hz-20kHz |
| 4Ω | 4Ω |
| MT Depth : 50mm | MT Depth : 53mm |
| MT Dia : 117mm | MT Dia : 141mm |

COMPONENT



| | | | |
|----------------|----------------|----------------|----------------|
| EDSISQTN-E1 | EDSISPLTN-E1 | EDSSC-E4 | EDS6C-E4 |
| Tweeter | Tweeter | Component | Component |
| 1-Way | 1-Way | 2-Way | 2-Way |
| Size : 1.9" | Size : 1.9" | Size : 5.25" | Size : 6.5" |
| 100 watts RMS | 120 watts RMS | 100 watts RMS | 110 watts RMS |
| 200 watts PEAK | 240 watts PEAK | 200 watts PEAK | 220 watts PEAK |
| 1.2kHz-20kHz | 1.2kHz-20kHz | 80Hz-20kHz | 65Hz-20kHz |
| 4Ω | 4Ω | 4Ω | 4Ω |
| Depth : 23mm | Depth : 23mm | Depth : 46mm | Depth : 61mm |
| Dia : 43mm | Dia : 43mm | Dia : 112mm | Dia : 142mm |



| | | | |
|----------------|----------------|----------------|----------------|
| EDBX1TN-E1 | EDBX1PT-E4 | EDBX5C-E1 | EDBX6C-E1 |
| Tweeter | Tweeter | Component | Component |
| 1-way | 1-way | 2-way | 2-way |
| Size : 1.9" | Size : 2.2" | Size : 5.25" | Size : 6.5" |
| 70 watts RMS | 100 watts RMS | 90 watts RMS | 100 watts RMS |
| 140 watts PEAK | 200 watts PEAK | 180 watts PEAK | 200 watts PEAK |
| 1.5Hz-25kHz | 1.5Hz-25kHz | 80Hz-20kHz | 65Hz-20kHz |
| 4Ω | 4Ω | 4Ω | 4Ω |
| Depth : 15mm | Depth : 15mm | Depth : 50mm | Depth : 53mm |
| Dia : 44mm | Dia : 39mm | Dia : 117mm | Dia : 141mm |



| |
|---------------|
| EDBITN-E1 |
| Tweeter |
| 1-way |
| Size : 1.8" |
| 25 watts RMS |
| 50 watts PEAK |
| 2kHz-20kHz |
| 4Ω |
| Depth : 17mm |
| Dia : 39mm |

UNDERSEAT ENCLOSURE



| |
|----------------------|
| EDSC8A-E4 |
| EDS8S |
| 180W / 540W |
| 4Ω |
| 7.8" x 34.1" x 10.7" |
| Bass reflex |
| Active enclosure |



| |
|----------------------|
| EDBX10A-E0 |
| EDBX10S |
| 180W / 360W |
| 4Ω |
| 2.9" x 10.2" x 13.6" |
| 2nd Order |
| Active enclosure |

★★★★★
SINCE 2008

EDGE

★★★★★
REVOLUTIONARY CAR AUDIO

PERFORMANCE ENCLOSURES



| |
|----------------------|
| EDS10ADSP-E4 |
| EDB10A |
| 300W / 900W |
| 2Ω |
| 5.7" x 12.6" x 13.8" |
| Bass reflex |
| Active enclosure |



| | | |
|---------------------|----------------------|----------------------|
| EDBX10ADSP-E3 | EDBX12ADSP-E3 | EDBX12TADSP-E3 |
| EDBX10A | EDBX12A | 2 x EDBX12A |
| 300W / 900W | 400W / 1200W | 800W / 2400W |
| 2Ω | 2Ω | 4Ω |
| 6.3" x 35.4" x 9.8" | 7.3" x 34.1" x 10.7" | 7.8" x 34.1" x 10.7" |
| Bass reflex | Bass reflex | Bass reflex |
| Active enclosure | Active enclosure | Active enclosure |



| | | |
|-----------------------|-----------------------|-----------------------|
| EDB10A-E0 | EDB12A-E0 | EDB12TA-E0 |
| EDS10A | EDS12A | EDS12A x 2 |
| 250W / 750W | 300W / 900W | 600W / 1800W |
| 4Ω | 4Ω | 4Ω |
| 11.8" x 14.4" x 15.7" | 13.3" x 16.1" x 16.3" | 13.3" x 29.1" x 16.3" |
| Bass reflex | Bass reflex | Bass reflex |
| Active enclosure | Active enclosure | Active enclosure |

SUBWOOFERS



| | | |
|------------------|------------------|------------------|
| EDP122SPL-E3 | EDS12D2-E3 | EDS15D2-E0 |
| Size : 12" | Size : 12" | Size : 15" |
| 1500/3000W | 1400/2800W | 1600/3200W |
| 84dB | 83dB | 85dB |
| 25Hz - 850Hz | 25Hz - 850Hz | 20Hz - 850Hz |
| Dual 2Ω | Dual 2Ω | Dual 2Ω |
| 3" 4 layer | 3" 4 layer | 3" 4 layer |
| Mag Weight 132oz | Mag Weight 120oz | Mag Weight 150oz |
| Depth:175mm | Depth:172mm | Depth:206mm |
| Dia : 283mm | Dia : 287mm | Dia : 360mm |



| | |
|------------------|------------------|
| EDBX12D2-E3 | EDBX15D2-E3 |
| Size : 12" | Size : 15" |
| 1000/2000W | 1200/2400W |
| 84dB | 86dB |
| 25Hz - 850Hz | 20Hz - 850Hz |
| Dual 2Ω | Dual 2Ω |
| 2.5" 4 layer | 2.5" 4 layer |
| Mag Weight 100oz | Mag Weight 100oz |
| Depth :170mm | Depth :188mm |
| Dia : 284mm | Dia : 358mm |




| | | |
|-----------------|-----------------|-----------------|
| EDB10D2-E3 | EDB12D2-E3 | EDB15D2-E3 |
| Size : 10" | Size : 12" | Size : 15" |
| 500W/1000W | 600W/1200W | 750W/1500W |
| 84dB | 88dB | 86dB |
| 30Hz - 1kHz | 25Hz - 850Hz | 20Hz - 450Hz |
| Dual 2Ω | Dual 2Ω | Dual 2Ω |
| 2" 4 layer | 2" 4 layer | 2" 4 layer |
| Mag Weight 55oz | Mag Weight 55oz | Mag Weight 75oz |
| Depth : 135mm | Depth : 146mm | Depth : 189mm |
| MT Dia : 232mm | MT Dia : 275mm | MT Dia : 347mm |

AMPLIFIERS



| | | | |
|-----------------|----------------|--------------------|--------------------|
| EDBX1800.1D-E4 | EDBX2200.1D-E4 | EDSS00.2FD-E3 | EDS3000.1FD-E3 |
| 1 channel | 1 channel | 2 channel | Full range Mono |
| 2" x 14.9" x 9" | 2" x 18" x 9" | 2.5" x 6.9" x 9.1" | 2.5" x 7.2" x 9.1" |
| 1 x 650w 4Ω | 1 x 850w 4Ω | 2 x 225w 4Ω | 1 x 1100w 4Ω |
| 1 x 1200w 2Ω | 1 x 1600w 2Ω | 2 x 525w 1Ω | 1 x 2050w 2Ω |
| 1 x 1800w 1Ω | 1 x 2200w 1Ω | 1 x 1050w 2Ω BR | 1 x 3300w 1Ω |
| 3600w MAX | 4400w MAX | 2100w MAX | 6600w MAX |
| 10Hz-180kHz | 10Hz-180kHz | 20Hz-20kHz | 15Hz-20kHz |
| LP / Subsonic | LP / Subsonic | LP / HP | LP / HP |
| 0Hz-180Hz | 0Hz-180Hz | 15Hz-15kHz | 15Hz-20kHz |
| Class D | Class D | Class D | Class D |



| | | | |
|-------------------|---------------------|---------------------|---------------------|
| EDBX100.4-E1 | EDBX150.4-E1 | EDBX200.4-E1 | EDBX350.2-E1 |
| 4 channel | 4 channel | 4 channel | 2 channel |
| 2.3" x 11" x 8.8" | 2.3" x 12.2" x 8.8" | 2.3" x 13.8" x 8.8" | 2.3" x 13.8" x 8.8" |
| 4 x 80w 4Ω | 4 x 100w 4Ω | 4 x 150w 4Ω | 2 x 250w 4Ω |
| 4 x 100w 2Ω | 4 x 150w 2Ω | 4 x 200w 2Ω | 2 x 350w 2Ω |
| 2 x 200w BR | 2 x 300w BR | 2 x 400w BR | 1 x 700w BR |
| 800w MAX | 1200w MAX | 1600w MAX | 1400w MAX |
| 20Hz-20kHz | 20Hz-20kHz | 20Hz-20kHz | 20Hz-20kHz |
| LP / HP / Flat | LP / HP / Flat | LP / HP / Flat | LP / HP / Flat |
| 30Hz-250Hz | 30Hz-250Hz | 30Hz-250Hz | 30Hz-250Hz |
| Class AB | Class AB | Class AB | Class AB |



| | | | |
|--------------------|---------------------|-------------------|-------------------|
| EDB500.1-E9 | EDB1000.1D-E4 | EDB80.2LITE-E2 | EDB80.4LITE-E2 |
| Monoblock | Monoblock | 2 Channel | 4 Channel |
| 1.8" x 7.3" x 8.1" | 1.8" x 10.8" x 8.1" | 2.3" x 7" x 12.7" | 2.3" x 7" x 12.7" |
| 1 x 200w 4Ω | 1 x 400w 4Ω | 2x60w/1x160w 4Ω | 4x60w/2x160w 4Ω |
| 1 x 350w 2Ω | 1 x 650w 2Ω | 2 x 80w 2Ω | 4 x 80w 2Ω |
| 1 x 500w 1Ω | 1 x 1000w 1Ω | N/A | N/A |
| 1000w MAX | 2000w MAX | 320w MAX | 640w MAX |
| 15Hz-250Hz | 15Hz-250Hz | 20Hz-20kHz | 20Hz-20kHz |
| LP / Subsonic | LP / Subsonic | HP/LP/FLAT | HP/LP/FLAT |
| 15Hz-250Hz | 15Hz-250Hz | 50Hz-4kHz | 50Hz-4kHz |
| Class D | Class D | Class AB | Class AB |

CONNECT



COMPLETE WIRING KITS

- EDC-AK820 : 8AWG complete wiring kit with 2 channel RCA
- EDC-AK840 : 8AWG complete wiring kit with 4 channel RCA
- EDC-AK440 : 4AWG complete wiring kit with 4 channel RCA
- EDC-AK447 : 4AWG complete OFC wiring kit with 4 channel RCA



INTERCONNECTS

- EDC-RB502 : 5m Stereo OFC RCA
- EDC-YB200 : 2F-1M OFC RCA Splitter
- EDC-YB210 : 1F-2M OFC RCA Splitter
- EDC-RS502 : 5m Stereo Street series shielded OFC RCA



POWER CABLE REELS

- EDC-PC800 : 50m 8AWG positive/negative cable
- EDC-PC400 : 25m 4AWG positive/negative cable
- EDC-PC107 : 15m 0AWG positive/negative cable




SPEAKER CABLE REELS

- EDC-SW160 : 100m 16AWG speaker cable
- EDC-SW140 : 75m 14AWG speaker cable
- EDC-SW120 : 50m 12AWG speaker cable
- EDC-SW127 : 50m 12AWG OFC speaker cable

PRO TWEETERS



| | |
|--|--|
| Edbpro36t-E1 Pro Audio Tweeter 1-way Size: 3.8" 80 watts RMS 160 watts PEAK Freq: 2kHz-20kHz 103dB 4Ω MT Depth: 39mm MT Dia: 80mm | Edbpro37t-E0 Pro Audio Tweeter 1-way Size: 3.7" 75 watts RMS 150 watts PEAK Freq: 2kHz-20kHz 102dB 4Ω MT Depth: 28mm MT Dia: 73mm |
|--|--|



| |
|---|
| Edbxpro38t-E0 Pro Audio Tweeter 1-way Size: 3.7" 75 watts RMS 150 watts PEAK Freq: 2kHz-20kHz 105dB 4Ω MT Depth: 28mm MT Dia: 73mm |
|---|



| |
|---|
| Edspro22t-E3 Pro Audio Tweeter 1-way Size: 2.2" 115 watts RMS 230 watts PEAK Freq: 2kHz-20kHz 106dB 4Ω MT Depth: 39mm MT Dia: 43mm |
|---|



| | |
|--|---|
| Edxpro32tn-E4 Compression driver 1-way Size: 3.2" 120 watts RMS 240 watts PEAK Freq: 1.2kHz-20kHz 105dB 8 Ω MT Depth: 57mm MT Dia: 72mm | Edxpro65t-E3 Driver 1-way Size: 6.5" 80 watts RMS 240 watts PEAK Freq: 1.2kHz-20kHz 105dB 6.6 Ω MT Depth: 95mm MT Dia: 135mm |
|--|---|



| |
|--|
| Edupro4t-E4 Compression Driver 1-way Size: 4.5" 150 watts RMS 300 watts PEAK Freq: 1.5kHz-20kHz 105dB 8 Ω MT Depth: 67mm MT Dia: 90mm |
|--|

PRO MIDRANGE



| | | |
|---|--|--|
| Edbpro6-E3 Pro Midrange 1-way Size: 6.5" 150 watts RMS 300 watts PEAK 98dB Freq: 125Hz-10.5kHz 4Ω MT Depth: 75mm MT Dia: 145mm | Edbpro8-E3 Pro Midrange 1-way Size: 8" 175 watts RMS 350 watts PEAK 98dB Freq: 100Hz-9kHz 4Ω MT Depth: 85mm MT Dia: 186mm | Edbpro10-E3 Pro Midrange 1-way Size: 10" 200 watts RMS 400 watts PEAK 99dB Freq: 70Hz-8.5kHz 4Ω MT Depth: 103mm MT Dia: 237mm |
|---|--|--|



| | |
|---|--|
| Edbxpro6-E2 Pro midrange 1-way Size: 6.5" 175watts RMS 350 watts PEAK 98dB Freq: 125Hz-10kHz 4Ω Depth: 78mm Dia: 145mm | Edbxpro8-E4 Pro midrange 1-way Size: 8" 200 watts RMS 400 watts PEAK 98dB Freq: 100Hz-10kHz 4Ω Depth: 91mm Dia: 187mm |
|---|--|



| | | |
|--|--|--|
| Edspro6-E4 Pro Concentric 2-way Size: 6.5" 200 watts RMS 400 watts PEAK 96dB Freq: 90Hz-20kHz 4Ω MT Depth: 64mm MT Dia: 140mm | Edspro6-E3 Pro Midrange 1-way Size: 6.5" 200 watts RMS 400 watts PEAK 96dB Freq: 90Hz-20kHz 4Ω MT Depth: 64mm MT Dia: 140mm | Edspro8-E3 Pro Midrange 1-way Size: 8" 225 watts RMS 450 watts PEAK 98dB Freq: 80Hz-20kHz 4Ω MT Depth: 85mm MT Dia: 183mm |
|--|--|--|



| | | | |
|--|--|--|--|
| Edxpro6n-E4 Pro Neo Midwoofer 1-way Size: 6.5" 225 watts RMS 450 watts PEAK 96dB Freq: 80Hz-10kHz 4Ω MT Depth: 67mm MT Dia: 143mm | Edxpro8n-E4 Pro Neo Midwoofer 1-way Size: 8" 250 watts RMS 500 watts PEAK 98dB Freq: 65Hz-10kHz 4Ω MT Depth: 82mm MT Dia: 183mm | Edxpro6-E3 Pro Midwoofer 1-way Size: 6.5" 300 watts RMS 600 watts PEAK 99dB Freq: 100Hz-12kHz 4Ω MT Depth: 65mm MT Dia: 145mm | Edxpro8-E3 Pro Midwoofer 1-way Size: 8" 350 watts RMS 700 watts PEAK 100dB Freq: 80Hz-10kHz 4Ω MT Depth: 76mm MT Dia: 182mm |
|--|--|--|--|




| | |
|--|---|
| Edupro6-E3 Pro Midwoofer 1-way Size: 6.5" 400 watts RMS 800 watts PEAK 99dB Freq: 100Hz-12kHz 4Ω MT Depth: 73mm MT Dia: 145mm | Edupro8-E3 Pro Midwoofer 1-way Size: 8" 450 watts RMS 900 watts PEAK 99dB Freq: 80Hz-10kHz 4Ω MT Depth: 83mm MT Dia: 182mm |
|--|---|

PRO COAXIAL



| |
|---|
| Edbxpro6x-E4 Pro Midrange 1-way Size: 6.5" 150 watts RMS 300 watts PEAK 98dB Freq: 125Hz-20kHz 4Ω MT Depth: 75mm MT Dia: 145mm |
|---|



| |
|--|
| Edbxpb6x-E4 Edbpro6x 760W / 1520W 2Ω 7.3" x 34.1" x 10.7" Freq: 120Hz-20kHz Bass reflex |
|--|

PRO ENCLOSURES

SINCE 2008

EDGE

REVOLUTIONARY CAR AUDIO

SUBWOOFERS



| | | |
|---|--|--|
| Edx10d2-E3 Size: 10" 1750W/3300W 83dB Freq: 30Hz - 1kHz Dual 2Ω 3" 4 layer Mag Weight 375oz MT Depth: 170mm MT Dia: 234mm | Edx12d2-E3 Size: 12" 2000W/4000W 84dB Freq: 25Hz - 850Hz Dual 2Ω 3" 4 layer Mag Weight 375oz MT Depth: 196mm MT Dia: 286mm | Edx15d2-E3 Size: 15" 2250W/4500W 87dB Freq: 20Hz - 850Hz Dual 2Ω 3" 4 layer Mag Weight 375oz MT Depth: 234mm MT Dia: 352mm |
|---|--|--|



| | |
|--|--|
| Edu15spl-E2 Size: 15" 5000W/10,000W Ribbed surround Freq: 20Hz-850Hz Dual 0.7Ω 4" 4 layer Mag Weight 612oz MT Depth: 265mm MT Dia: 352mm | Edu18spl-E2 Size: 18" 5000W/10,000W Ribbed surround Freq: 20Hz-850Hz Dual 0.7Ω 4" 4 layer Mag Weight 612oz MT Depth: 297mm MT Dia: 418mm |
|--|--|

CONNECT




POWER DISTRIBUTION

- EDC-DB024 : 2 x 0 / 4AWG + 2 x 4 / 8 AWG non fused distribution
- EDC-DB024 : 3 x 0 / 4AWG non fused distribution
- EDC-HA007 : ANL Fuseholder
- EDC-HM002 : Mini ANL Fuseholder

BATTERY TERMINALS

- EDC-BT107 : 8AWG Positive battery terminal
- EDC-BT007 : 8AWG Negative battery terminal

MONO AMPLIFIER



| |
|---|
| Edx50001-E2 Monoblock 2.3" x 25.6" x 9.8" 1 x 1580w 1Ω 1 x 3000w 1Ω 1 x 5000w 1Ω N/A 11,000w MAX Freq: 15Hz-250Hz LP / Subsonic Xover: 10Hz-250Hz Ultra Class D |
|---|

PRO AMPLIFIERS



| |
|--|
| Edx50001fd-E4 Full range Monoblock 2.5" x 10.4" x 9.1" 1 x 1800w 1Ω 1 x 2500w 2Ω 1 x 5000w 1Ω N/A 10,000w MAX Freq: 15Hz-20kHz LP / HP Xover: 15Hz-20Hz Full Range Class D |
|--|

DSP PROCESSOR



Setup app features

- Master volume control
- 4 x user definable presets
- 1/3 octave 31 band parametric equaliser
- Bandpass crossover with variable slope
- Phase adjustment
- Limiter (audio compressor)
- 10 mixer
- Time alignment
- Mute and channel reset

| |
|---|
| Eds8dsp-E3 8 channel DSP processor 1.6" x 5.3" x 5.2" (40 x 135 x 131mm) 10Hz - 30kHz LP / HP / BP / Flat LP 20Hz - 20kHz HP 20Hz - 20kHz |
|---|