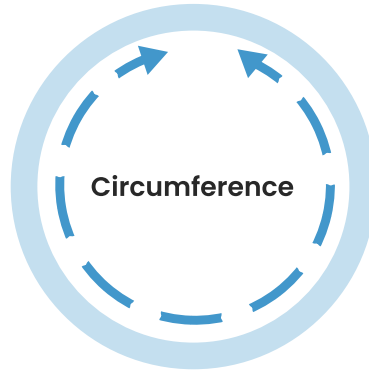
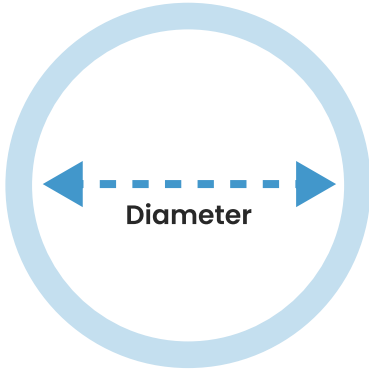




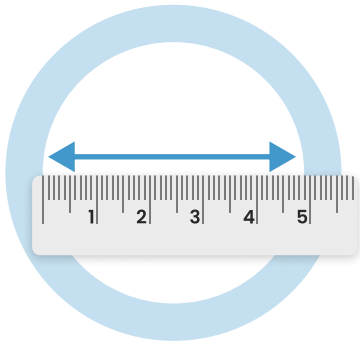
Size Guide

Use this size guide to measure your ring size

1. What is Ring Diameter and Circumference?



2. How to measure the Ring Diameter?



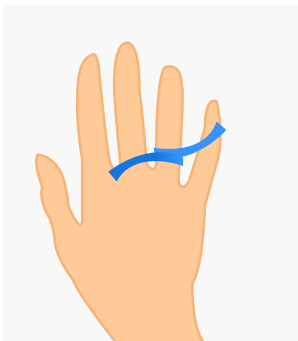
Step 1- Select an existing ring that fits your desired finger.

Step 2- Measure the internal diameter of the ring (in mm).

Step 3- Use the below chart to determine your ring size.

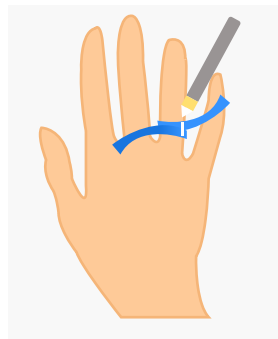


3. How to measure the Ring Circumference?



Step 1

Wrap a strip of paper around your finger where you'd like your ring to be.



Step 2

When you have wrapped it around your finger and the paper meets the starting edge, gently fold it or mark a point using a pen.



Step 3

Lay the string or paper out against a ruler or tape measure, and measure the length (mm) from its end to the point you have folded/ marked. Use it to find your size using our Ring Size Chart below.

 Circumference (MM)	50-52	54-55	56-58	59-61	62-64	65-67	68-70
 Diameter (MM)	15.9	17.12	17.93	19.15	19.96	21.18	21.79
 Yeyro Ring Size	16	17	18	19	20	21	22
 EU	50	54	56	60	63	67	69
 UK, AU & NZ	K	N	P	S	U	X	Z
 USA	5.5	7	8	9.5	10.5	12	13

