


DOUBLE WALL STAINLESS ELECTRIC KETTLE

PE-EK013
User Manual


IMPORTANT SAFETY INSTRUCTIONS




DANGER

BEFORE USING THIS APPLIANCE READ ALL INSTRUCTIONS AND CAUTIONARY MARKINGS IN YOUR USER MANUAL AND ON THE APPLIANCE


READ AND SAVE THESE INSTRUCTIONS



DO NOT touch or hold the mains plug with wet hands.



DO NOT touch hot surface.

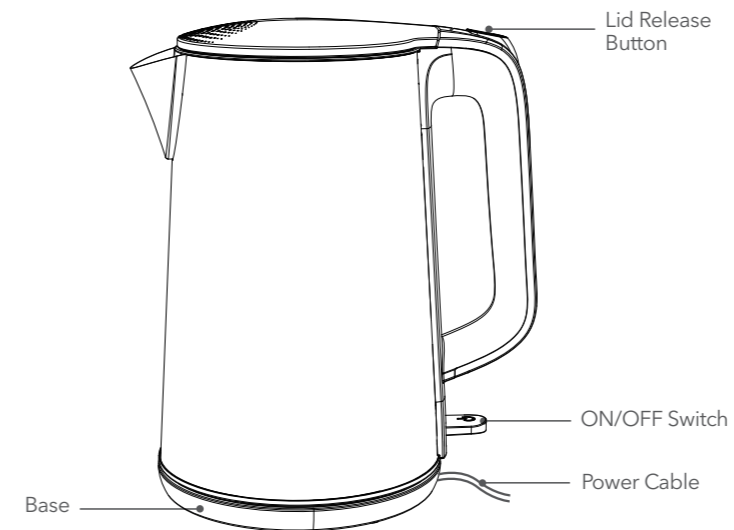


DO NOT open lid while kettle is boiling.

- Read this important information carefully before you use the appliance and save it for future reference.
- Only connect the appliance to an earthed wall socket.
- The kettle is only intended for heating up and boiling water.
- Children should be supervised to ensure that they do not play with the appliance. Keep the appliance out of reach of children. Do not leave the appliance unattended.
- Keep the appliance away from any heat sources.
- Use this product on a stable, even and dry surface.
- Use the included power base only.
- Do not hang the power cord over the countertop. Keep it away from heat surface.
- Do not put pin, iron wire or any other items into the kettle or power base to avoid electric shock.
- Do not immerse the kettle, its power cable, and socket or power base into water to avoid hazards.
- Never try to repair the appliance by yourself. Send it to the nearest authorized maintenance center for repair.
- Unplug the power plug before moving the appliance.

KNOWING YOUR ELECTRIC KETTLE

PRODUCT DIAGRAM



SPECIFICATIONS

Model	PE-EK013
Rated Voltage	AC 120V~ 60Hz
Rated Power	1200W
Capacity	1.7L



Questions or Concerns?
support@parishhone.com

USING YOUR ELECTRIC KETTLE

Before first use, fill kettle to the maximum level mark with fresh tap water and boil water for several times to deodorize.



- Before use, make sure the power cord, the base and the body are all dry.
- Pay attention to the escaping steam to avoid scalding.

1. Pull out the power cord from the compartment under the base.
2. Open the lid, and fill the kettle with water no higher than the max water level line.
3. Place the kettle back on the base unit and plug into an electrical outlet.
4. Press down the switch and the indicator will light up. The kettle will automatically shut off once the water is boiled.

BOIL-DRY PROTECTION

In the event that the kettle boils dry, it is protected by a boil dry fail-safe mechanism. It will switch the kettle off automatically when sensing a boil dry situation and keep it switched off until the kettle is refilled with at least the minimum amount of water.

CLEANING AND MAINTENANCE



- Always unplug the kettle from the socket and allow it to cool completely before cleaning or descaling it.
- Regularly remove water scale deposits from inside the kettle based on how frequently the kettle is used.
- In case of scale buildup, fill the kettle with vinegar, add water and set aside for at least one hour. Pour the mixed liquid away, fill the kettle with clean water to the maximum line, boil and get rid of the water. Repeat several times until all the vinegar odor is flushed away.

TROUBLESHOOTING

The kettle will automatically turn off before the water boils.

Q

The kettle does not work.

- There is limescale in the kettle. Remove limescale from your kettle.
- The boil-dry protection automatically switches off the kettle when there is not enough water in the water tank. Fill the water tank with more water.
- Make sure it is plugged in correctly.
- Make sure the power cord is not damaged.
- Make sure the water does not run out during use.

WARRANTY

Thanks for choosing Paris Rhône Double Wall Stainless Electric Kettle.

This product is covered with Paris Rhône product and labor warranty for 12 months from the date of its original purchase.

The warranty will not apply in cases of:

- Accident, misuse, or repairs performed by unauthorized personnel.
- Any unit that has been tampered with or used for commercial purpose.
- Normal wear and tear of wearable parts.
- Use of force, damage caused by external influences.
- Damage caused by non-observance of the User Manual, e.g. connection to an unsuitable mains supply or non-compliance with the instructions.
- Partially or completely dismantled appliances.
- Defects caused by or resulting from damages from shipping or from repairs, service, or alteration to the product or any of its parts that have been performed by a repair person not authorized by Paris Rhône.

We can only provide after-sales service for products that are sold by Paris Rhône or Paris Rhône authorized retailers and distributors. If you have purchased your unit from a different place, please contact your seller for return and warranty issues.

✳️ **Please have your invoice and order ID ready before contacting Customer Support.**



support@parisrhone.com



www.parisrhone.com



Manufacturer: Shenzhen Aspiron Technology Company Limited
Address: Room 2803B, Building C, Galaxy World Phase II, Minle Community, Minzhi Street, Longhua District, Shenzhen, Guangdong, China



Made in China

尺寸：120*160MM

折页

材质：128克铜版纸