


成品尺寸：**125*125mm**


折页

材料：**128g铜板纸**



Questions or Concerns?

support@parisrhone.co



Air Purifier

PE-AP010

User Guide

Using Your Purifier



On/Off

Turn on/Standby mode.



UVC Lamp

Tap to turn on/off the UV lamp.



Fan Speed

Tap repeatedly to cycle through Low (I)/Medium (II)/High (III).



Sleep/Reset

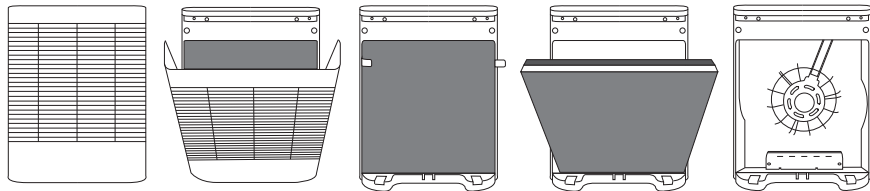
- Tap to activate sleep mode (sleep LED on, low speed).
- This indicator flashes when the filter shall be replaced.



Auto-off Timer

- Tap repeatedly to cycle through 2H -> 4H -> 8H.
- Hold the button to cancel the preset timer.

Filter Replacement



1. Open the front cover from the top.
2. Remove the filter by pulling the two tabs.
3. Insert the new filter, consult the tabs for correct installing direction.
4. Reattach the front cover and latch into place securely.
5. Plug in and tap ON/OFF to turn on, and hold RESET to reset the filter.

FCC Compliance

This device complies with Part 15 of the FCC Rules. Operation is subject to the following two conditions:

- (1) This device may not cause harmful interference, and
- (2) This device must accept any interference received, including interference that may cause undesired operation.



WEEE Compliance

Correct Disposal of This Product (Waste Electrical & Electronic Equipment)

(Applicable in countries with separate collection systems)

This marking on the product, accessories or literature indicates that the product and its electronic accessories should not be disposed of with other household waste at the end of their working life. To prevent possible harm to the environment or human health from uncontrolled waste disposal, please separate these items from other types of waste and recycle them responsibly to promote the sustainable reuse of material resources. Household users should contact either the retailer where they purchased this product, or their local government office, for details of where and how they can take these items for environmentally safe recycling. Business users should contact their supplier and check the terms and conditions of the purchase contract. This product and its electronic accessories should not be mixed with other commercial wastes for disposal.

Rev_1.0_EN



support@parishhone.co



www.parishhone.co



Manufacturer: Shenzhen NearbyExpress Technology Development Co.,Ltd.
Address: Floor 7, Building E, Galaxy World Phase II, Shenzhen, China



Intertek
5015014
MADE IN CHINA