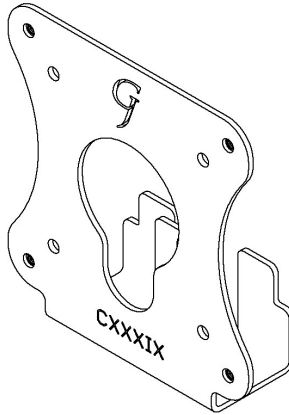


GJ0A0139



VESA MOUNT ADAPTER

GLADIATOR JOE



Fits the following models:
HP 32" 4WH45AA

WARNING!

- To avoid danger of suffocation, keep these parts away from babies and children.
- Be aware of the sharp edges of the product.
- Check carefully to make sure that there are no missing or defective parts. Improper installation may cause problems.
- Do not hang something heavy on this product, which may exceed the weight capacity.
- Do not use this product for any other purpose that is not specified in this manual.

PACKAGE CONTENTS



A (x1)
Adapter Bracket



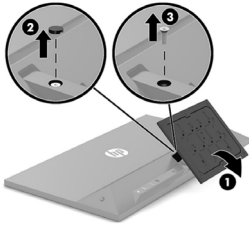
B (x5)
M4 x12mm
Screws



C (x1)
Washer

ASSEMBLY STEPS

STEP 1




Push the base down toward the surface (1). Remove the plastic cap from the neck of the stand (2). Remove the screw from the neck of the stand (3) using the hexagonal wrench.

STEP 2



Remove the support stand from the monitor

STEP 3



Then install A with B(x1) and C(x1), push the bottom of the VESA make sure it is stable

STEP 4



Mount adapter to your arm with B(x4)



Please leave us a review if you like our products.
Please feel free to contact us if you have any question.



<https://gladiatorjoe.com/>



US: +1 954 271 6612
CDN & International:
+1 514 494 1348



info@gladiatorjoe.com