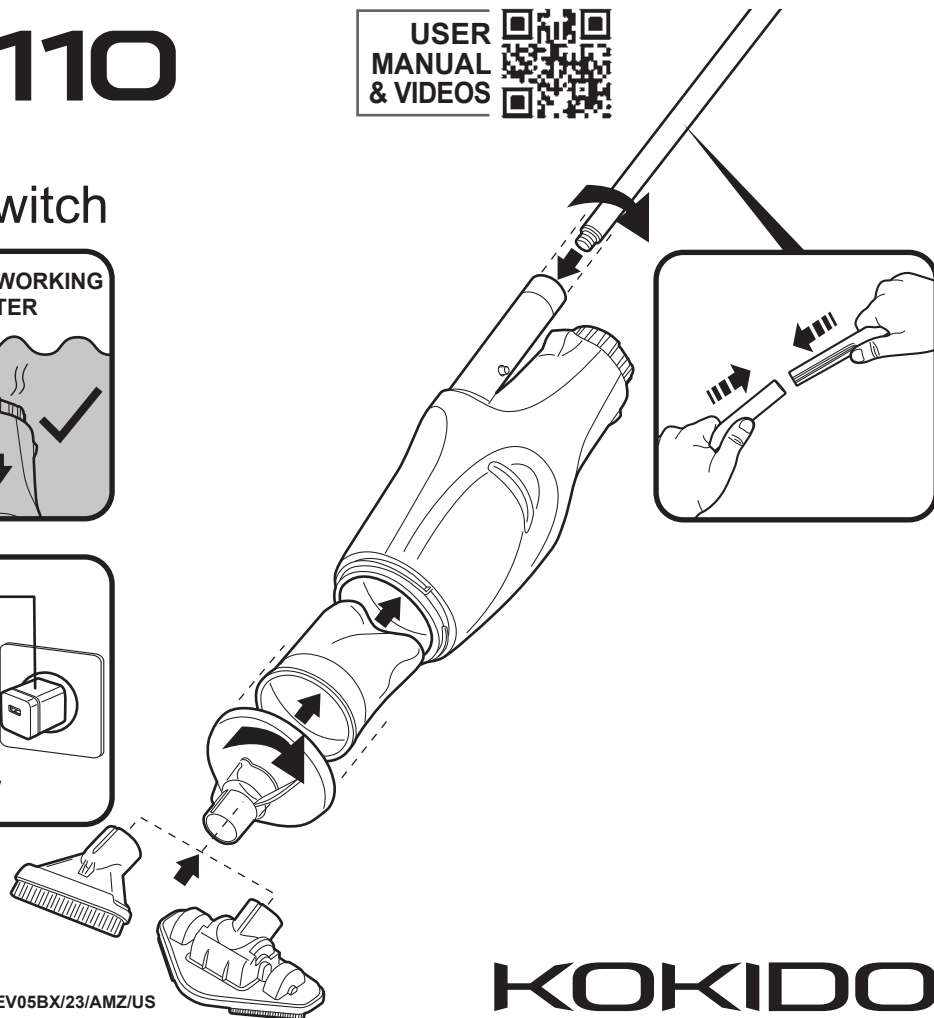
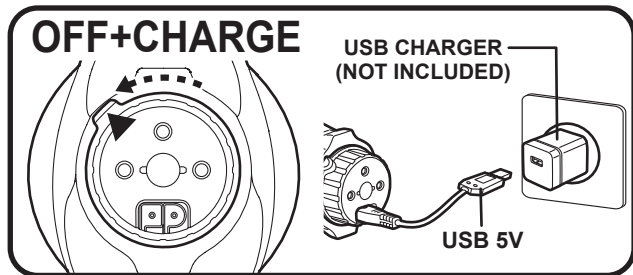
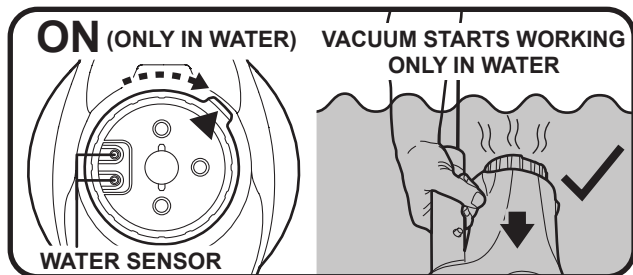


xtrovac 110

USER
MANUAL
& VIDEOS



2 position ON / OFF switch



EV05BX/23/AMZ/US

KOKIDO

Customer service info:

Tel: (866) 683-7672

E-mail: support@kokido.com

WARNINGS & CAUTIONS

- 1. Ensure the pool filtration system is OFF 15 mins before using the vacuum.**
- 2. Keep the Pool Vacuum Cleaner out of reach of children or persons with reduced physical, sensory, or mental capabilities, or lack of experience and knowledge, unless they have been given supervision or instruction.**
- 3. Use only the original charger supplied with the pool vacuum and manufactured by Kokido.**
- 4. Place the charger in a shaded dry area during both charging and storage.**
- 5. Prior to connecting the charger for charging purposes, verify that the connector and socket are dry and clean.**
- 6. Before operation, disconnect the charging cable.**
- 7. Make sure the pool vacuum is fully immersed in the pool before initiating operation.**
- 8. Under no circumstances should you attempt to disassemble the pool vacuum. Doing so would void the warranty.**
- 9. Do not enter the pool while the pool vacuum is working.**
- 10. The pool vacuum must be charged before storage.**