

# HTH<sup>®</sup> pool help guide



You're all clear with **HTH**<sup>™</sup>

# Owning a pool is **easy** with HTH®

Owning a pool can be overwhelming, but HTH® has your back.

If you want powerful, quick cleaning results, our line of products is the clear place to start. With over 90 years of experience, we know pools, and we are here to help. Which is why we've compiled the best tools so you can maintain your pool without worries this season.

- HTH® Pool Care



# Open and close your pool like a pro

When it's time to open your pool for the swimming season, choose HTH® Pool Care products to prepare your pool water. There are two essential elements to ready your pool for the season: ensuring the equipment is in proper working order and balancing the pool water.

Use the [HTH® Pool Care Kit](#) for opening and closing in addition to the steps below.

## Preparing Your Pool Water

- Test your pool water using [HTH® Pool Care 6-Way Test Strips](#) or [HTH® Pool Care 6-Way Test Kit](#)
- Adjust total alkalinity (TA), pH, free available chlorine (FAC) and total hardness (TH) levels
- Use [HTH® Pool Care Stabilizer](#) as needed
- Treat your pool water with [HTH® Pool Care shock products](#)
- Repeat routine twice weekly to maintain brilliantly clear pool water

## Preparing Your Pool Equipment

- Fill your pool or remove pool cover and clear off debris
- Connect pump, filter and circulation system
- Raise water level to middle of skimmer
- Use a curved wall brush for deeper cleaning
- Clean skimmer, filter, pump, drain, etc. routinely
- Scoop out floating debris with a leaf skimmer
- Vacuum as needed
- Turn on filter pump and run for 12 hours
- Scan for circulation system leaks
- Check pool pieces:
  - Hoses
  - Electrical hookups
  - Circulation system
  - Skimmer
  - Drain
  - Filter
  - Pump
- Easily maintain your pool weekly with HTH®

## Closing Your Pool

- Thoroughly clean your pool
- Use the [HTH® Pool Care Kit](#)
- Add the proper amounts of each product
- Drain your pool water below the skimmers
- Flush and drain hoses
- Remove water from the pump, filter, heater, etc.
- Clean the filter
- Place a fitted, weather resistant pool cover



## CAUTION

Please read the following important reminders before adding pool chemicals to water:

- NEVER mix products together or dissolve before use
- ONLY enter pool when FAC levels are below 4ppm to prevent risk of bodily harm

# Make pool care a breeze

Keep your pool crystal clear with a full line of sanitizing products and this easy-to-use guide from HTH®.

## Basic Pool Care

To prevent corrosion or scale deposits, it is important to keep your pool water balanced.

Test your pool water balance twice weekly with [HTH® Pool Care 6-Way Test Strips](#) or [HTH® Pool Care 6-Way Test Kit](#).

## Knowing Your Pool Volume

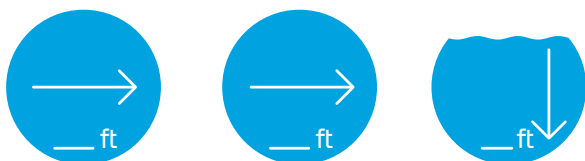
Your pool volume will determine how much product to add.

### Rectangle Pools



**Length** x **Width** x **Average Depth** X 7.5 = \_\_\_\_\_ gallons

### Round Pools



**Diameter** x **Diameter** x **Average Depth** X 5.9 = \_\_\_\_\_ gallons

## Ideal Chemical Levels

Total Alkalinity.....	60 - 120ppm
pH.....	7.2 - 7.8ppm
FAC.....	1 - 4ppm
Stabilizer.....	20 - 50ppm
Total Hardness.....	200 - 400ppm




# Simple weekly routine

Pool upkeep doesn't have to take a ton of time. With these simple solutions for new (and experienced) pool owners, you can keep everything clear with HTH®.



Balance



Sanitize

## Test & Balance 2x Weekly

Test and balance your pool water as directed to prevent itchy eyes and skin and help sanitizers work effectively.

## Sanitize 1x Weekly

Kills germs and prevents algae to keep pool water clean and clear.



Shock



Prevent Algae

## Shock 1x Weekly

Use weekly to solve 90% of pool water problems.

## Prevent Algae 1x Weekly

Kills green, black or mustard algae and prevents green slimy pool water.

# Remember to



Always read product label directions prior to using and use only as directed



Always add chemicals to pool water, never the other way around



Never add chemicals to pool water when people are in the pool



Never mix products together



Always store pool products in a cool, dry location and out of direct sunlight


# Have you tested your pool water lately?

Twice weekly pool water testing is fast and easy with HTH® Test to Swim™ app, now with more accurate results from

 Google Cloud Vision Technology

 Download on the  
**App Store**

GET IT ON  
**Google Play**



# Pool water problem solver

Experiencing cloudy pool water and don't know how to solve it? You're in the clear with HTH®. With our sanitizing solutions at your side, you can get back to brilliantly clear pool water and get back to swimming.

## Green pool water



### No/Low Chlorine

**Problem:**

- Chlorine reading below 1ppm

**Solution:**

- Treat with HTH® Pool Care Shock Advanced




### Green Algae

**Problem:**

- Green film on walls and/or floor
- Pool walls feel slimy

**Solution:**

- Add HTH® Pool Care Algae Guard 10 or HTH® Pool Care Algae Guard Advanced



### Overstabilized

**Problem:**

- Pool water is bright green
- High chlorine levels
- High stabilizer (CYA) level

**Solution:**

- Drain a portion of pool water by placing multiport valve on waste
- Top up with fresh water
- Repeat until stabilizer (CYA) level is within the ideal range of 20ppm-50ppm



### Dissolved Metals

**Problem:**

- Pool water turns green or brown when you add chlorine, indicating metals in the water

**Solution:**

- Add HTH® Pool Care Metal, Stain and Scale Control

## Cloudy pool water



### Slightly Cloudy

**Problem:**

- Pool water is cloudy but you can see the floor of the pool

**Solution:**

- Treat with HTH® Pool Care Clarifier Advanced



### Very Cloudy

**Problem:**

- High pH or buildup of organic contaminants clouds your view of the floor of the pool

**Solution:**

- Clean and/or backwash filter, ensure pump is running 24/7 until pool clears and treat with HTH® Pool Care Drop Out Flocculant



### Black Algae

**Problem:**

- Slimy black patches on walls
- Patches have penetrated into pool surface and are difficult to remove

**Solution:**

- Treat with either HTH® Pool Care Algae Guard Advanced or HTH® Pool Care Algae Guard Ultra



### Mustard Algae

**Problem:**

- Yellow, sandy or dusty substance on walls and/or floor

**Solution:**

- Add HTH® Pool Care Algae Guard Advanced

# Need additional help?

Do you have further questions on how to maintain your pool or use our HTH® Pool Care products? We're always here to help, so you can keep your pool water clean and clear with a short, easy routine.



## Call us

We've got someone standing by  
\*Monday-Friday from 9am-7pm EST  
**(866)-484-7665**

*\*Hours subject to change*



## Live chat

Chat live with an HTH® Helpline expert  
**[Chat now on HTHpools.com](https://www.hthpools.com)**

