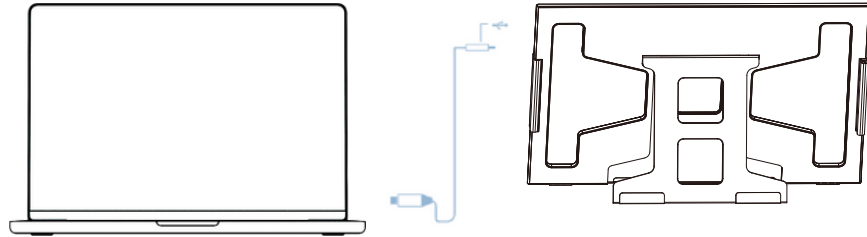


# Flex 15.6": Connection Method

## Single Connection Methods

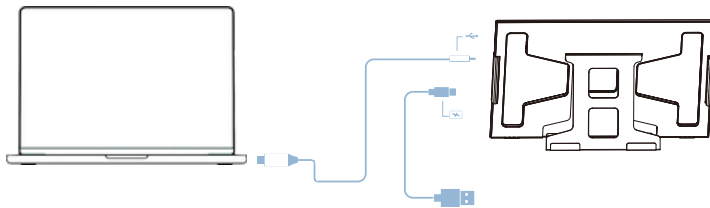
After the display driver is installed, at least 5V/3A of sustained power is required for the Flex 15.6" monitor to receive signal.



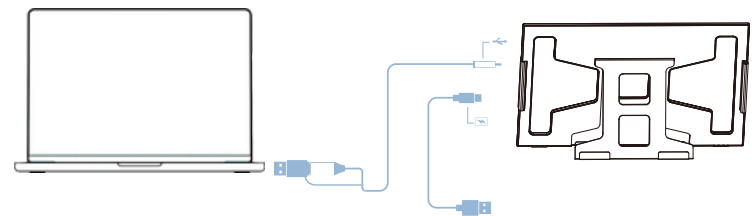
Single USB-C Cable Connection

## Cable Connection Methods if Additional Power is Required

If your laptop or device does not support an output of 5V/3A, an external power is required.



Laptop computer connection mode  
(external power)



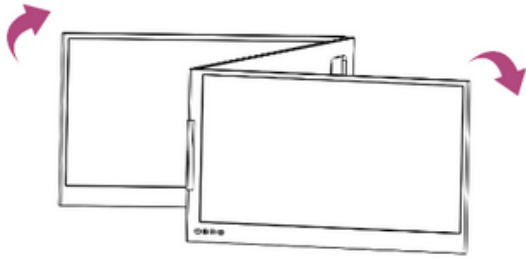
USB-C to USB-A Converter Head Connection  
(external power)

# Set It Up

The correct sequence should be performed to avoid any damage to the device.

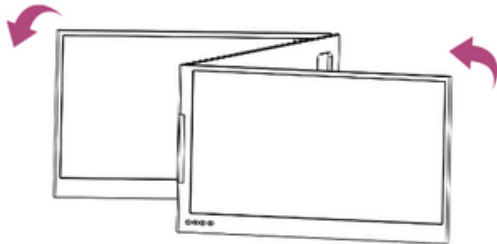
## Unfolding Sequence

Please open the **right** display screen first and then open the left display screen.



## Storing Monitor

Please fold the **left** display screen first and then fold the right display screen.

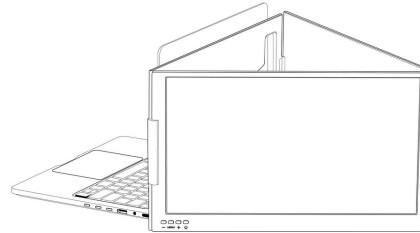


## Adjustable Stand and Monitor


Adjust the stand angle according to your need.



Landscape Mode



Triangular Mode



Single Portrait Mode