

Tel	(305) 468-1978
Fax	(305) 468-1995

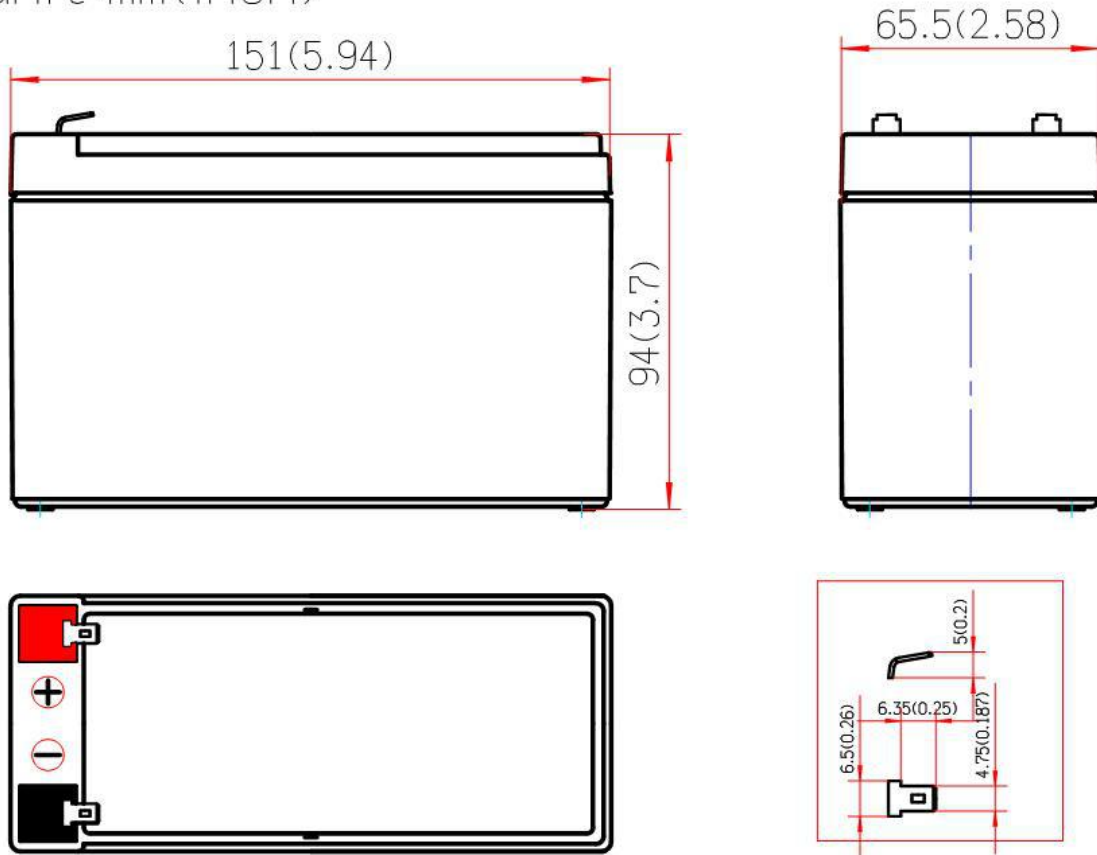
**6FMS7 12V7AH**

Page	Page 1 of 3
Date	2/9/2017

## I • Structure

The battery consists mainly of positive plates, negative plates, separators, electrolyte, valves, a container and a cover.  
The electrolyte is absorbed in both positive/negative plate and separators.

unit:mm(inch)



## II. Performance Specifications

**Nominal Voltage (V)**.....12 volts (6 cells in series);

### Nominal Capacity (AH)

20 Hour rate F.V.(1.75V/cell) (0.35A to 10.5volts)	.....7.0AH;
10 Hour rate F.V.(1.75V/cell) (0.665A to 10.5volts)	.....6.65AH;
5 Hour rate F.V.(1.75V/cell) (1.19A to 10.5volts)	..... 5.75AH;
3 Hour rate F.V.(1.75V/cell) (1.75A to 10.5volts)	..... 5.25AH;
27 Min rate F.V.(1.6V/cell) (7.0A to 9.6volts)	.....3.15AH;
7 Min rate F.V.(1.6V/cell) (21.0A to 9.6volts)	..... 2.45AH;

**Approximate Weight** .....2.05Kg;

**Terminal** ..... F1-Fasten Tab No. 1870;

**Maximum Discharge Current For 5 sec. (A)** ..... 105 A;

**Maximum Charge Current (A)** ..... 2.1A;

Tel	(305) 468-1978
Fax	(305) 468-1995

**6FMS7 12V7AH**

Page	Page 2 of 3
Date	2/9/2017

### Ambient Temperature

**Charge** .....0°C (32°F) ~ 40°C (104°F);

**Discharge** ..... -20°C (-4°F) ~ 50°C (122°F);

**Storage** ..... -20°C (-4°F) ~ 40°C (104°F);

**Expected Life for Standby Use at 20°C** ..... **3~5 years;**

**Case** ..... **ABS;**

### Dimension (mm)

**Length (±2mm)** ..... **151;**

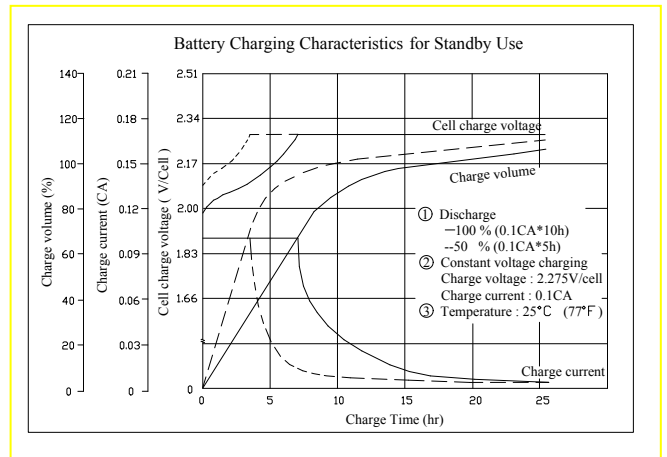
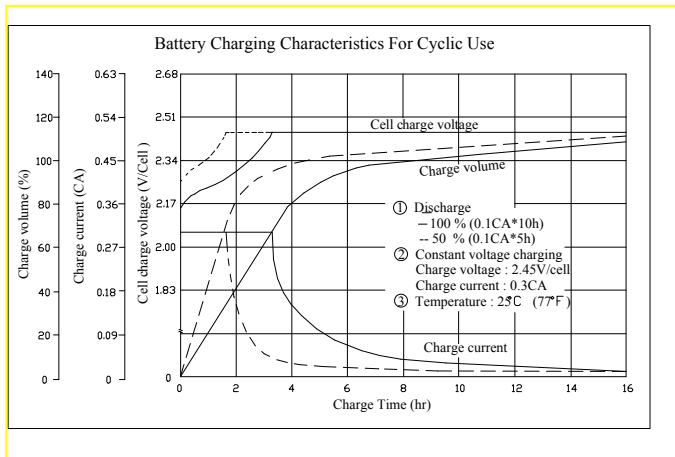
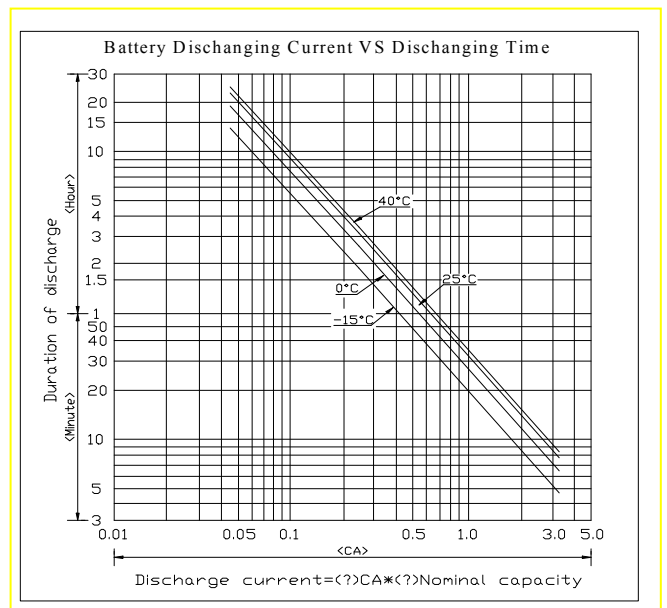
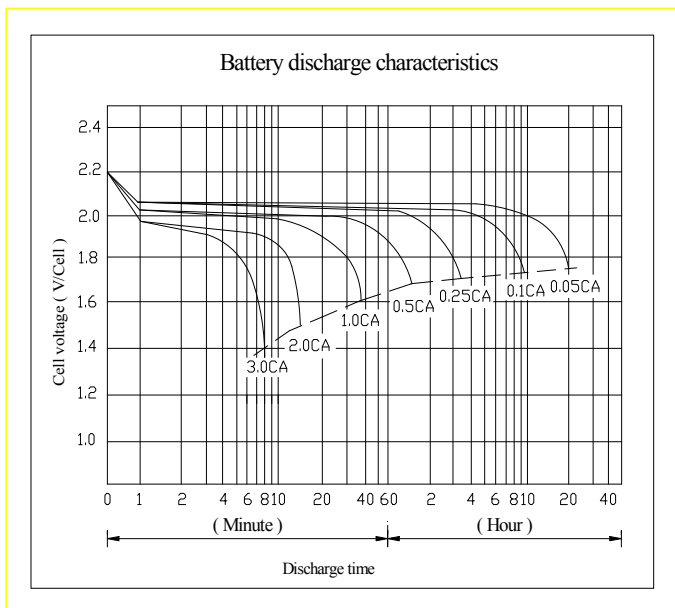
**Width (±2mm)** ..... **65;**

**Container Height (±2mm)** .. **94;**

**Total Height (±2mm)**.....**100;**

**Application**.....**UPS, Laboratory Equipment, Toy-Cars, Power Packs, Fishing Lights.**

### Battery Characteristics Graph



Tel	(305) 468-1978	<b>6FMS7 12V7AH</b>	Page	Page 3 of 3
Fax	(305) 468-1995		Date	2/9/2017

### Effect of temperature on capacity (20HR)

Temperature	Dependency of Capacity (20HR )
40°C	102%
25°C	100%
0°C	85%
-15°C	65%

### Self-discharge Characteristics

Aging Time	Residual Capacity
3 Months	91%
6 Months	82%
12 Months	64%

**Note: The data mentioned above just for full charged battery.**

### III · Charging Procedure

Application	Charging method	Charge voltage at 25°C (V/cell)	Temperature compensation coefficient of charging voltage (mV/°C·cell)	Max. charging current (CA)	Charging time 0.15CA, 25°C(h)		Temp (°C)
					100% DOD	50% DOD	
For standby power source	Constant voltage charging (with current restriction)	2.25~2.30	-3	0.30	24	20	0~40°C (32~104°F)
For cycle service		2.40~2.50	-4	0.30	16	10	

**Note:**

Temperature compensation of charging voltage is not needed, when using the batteries within 15°C to 35°C range

Manufacturer		Customer	
<b>Drafted by</b>	<b>Approved by</b>	<b>Audited by</b>	<b>Approved by</b>
<b>Li Chang</b>	<b>Xiong puheng</b>		