

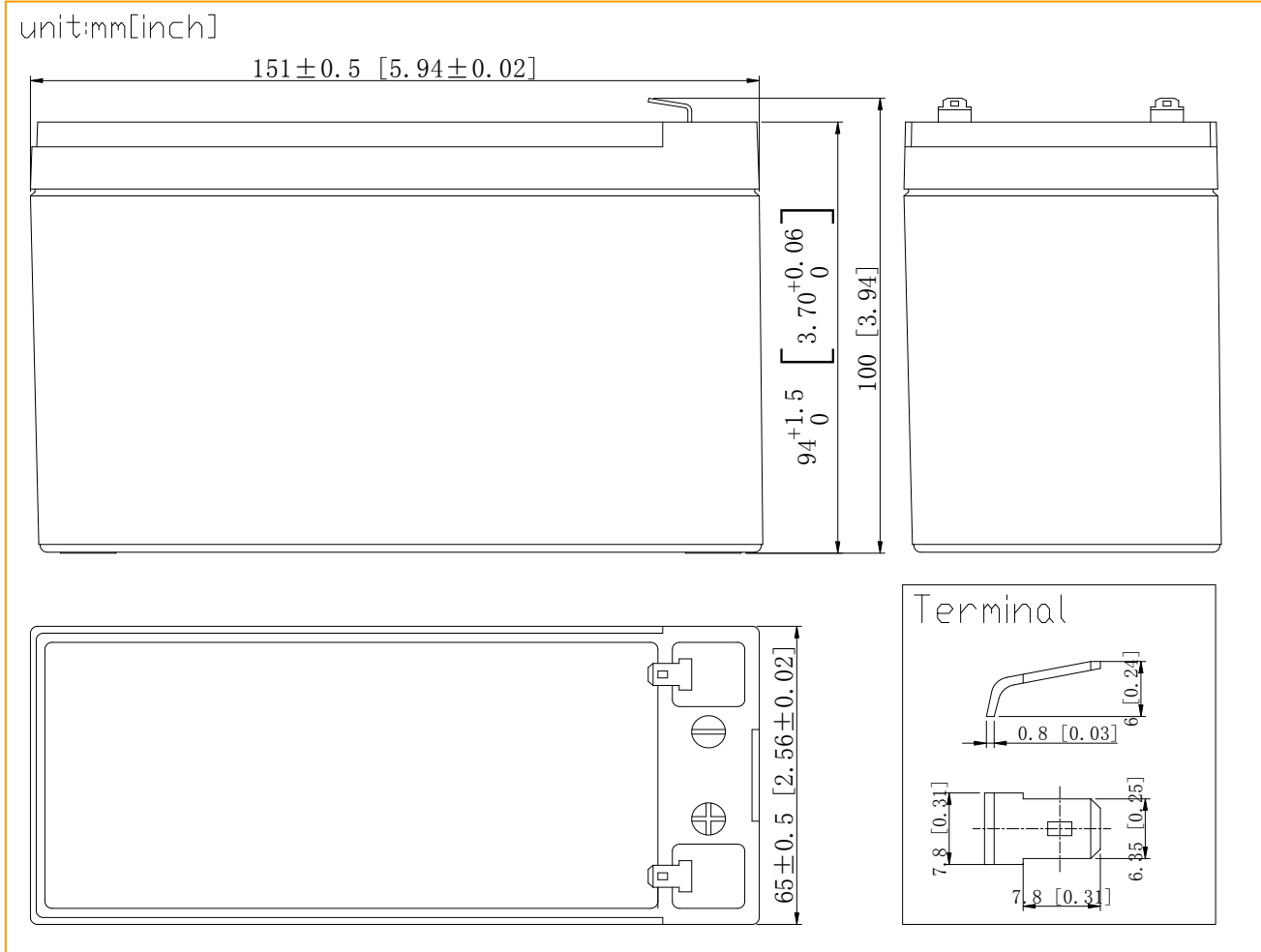
Tel	(305) 468-1978
Fax	(305) 468-1995

6FM9 F2 12V9AH

Page	Page 1 of 3
Date	2/9/2017

I • Structure

The battery consists mainly of positive plates, negative plates, separators, electrolyte, valves, a container and a cover.
The electrolyte is absorbed in both positive/negative plate and separators.



II. Performance Specifications

Nominal Voltage (V).....12 volts (6 cells in series);

Nominal Capacity (AH)

20 Hour rate F.V.(1.75V/cell) (0.45A to 10.5volts)9.0AH;
10 Hour rate F.V.(1.75V/cell) (0.855A to 10.5volts)8.55AH;
5 Hour rate F.V.(1.75V/cell) (1.53A to 10.5volts)7.65AH;
3 Hour rate F.V.(1.75V/cell) (2.25A to 10.5volts) 6.75AH;
27 Min rate F.V.(1.6V/cell) (9.0A to 9.6volts)4.05AH;
7 Min rate F.V.(1.6V/cell) (27.0A to 9.6volts) 3.15AH;

Approximate Weight2.60Kg;

Terminal F2-Fasten Tab No. 0.250;

Maximum Discharge Current For 5 sec. (A) 135 A;

Maximum Charge Current (A) 2.7A;

Tel	(305) 468-1978
Fax	(305) 468-1995

6FM9 F2 12V9AH

Page	Page 2 of 3
Date	2/9/2017

Ambient Temperature

Charge0°C (32°F) ~ 40°C (104°F);

Discharge -20°C (-4°F) ~ 50°C (122°F);

Storage -20°C (-4°F) ~ 40°C (104°F);

Expected Life for Standby Use at 20°C **3~5 years;**

Case **ABS;**

Dimension (mm)

Length (±2mm) **151;**

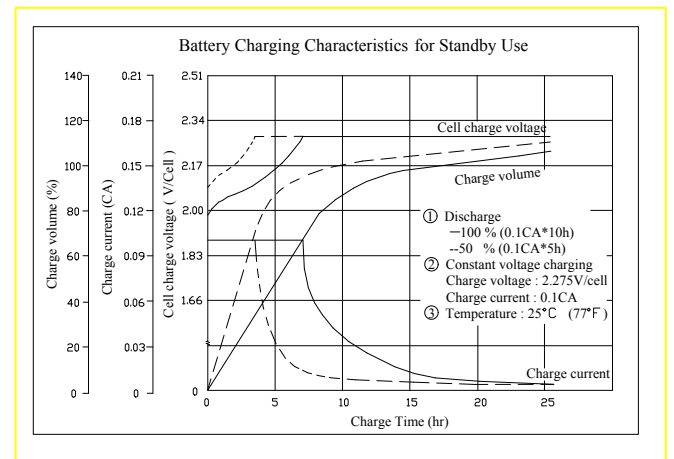
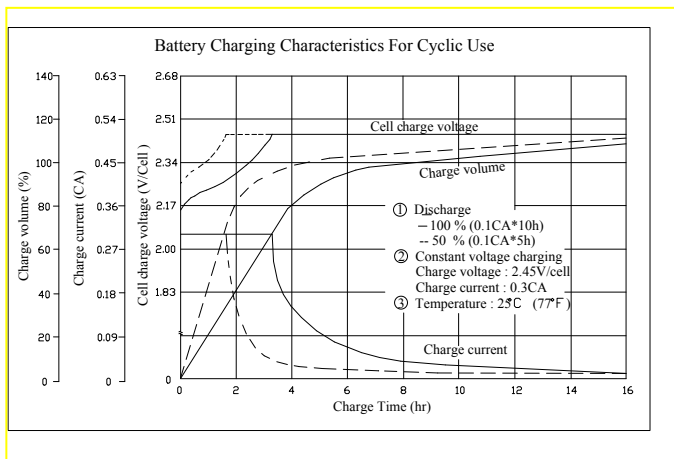
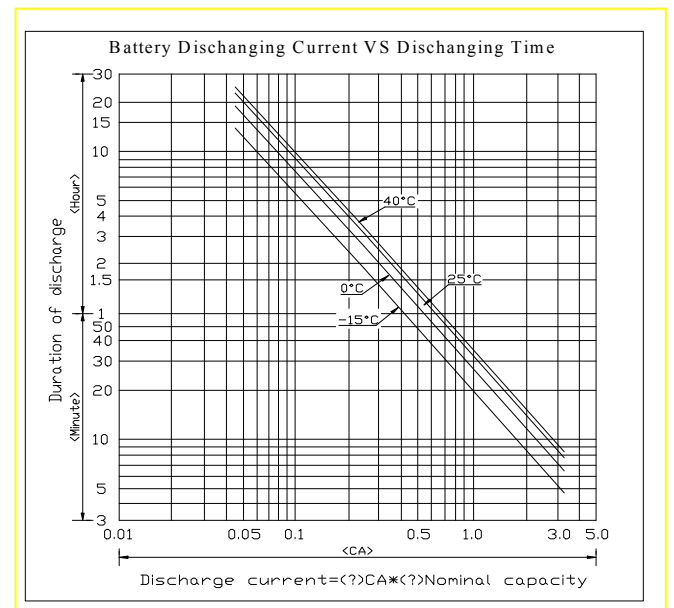
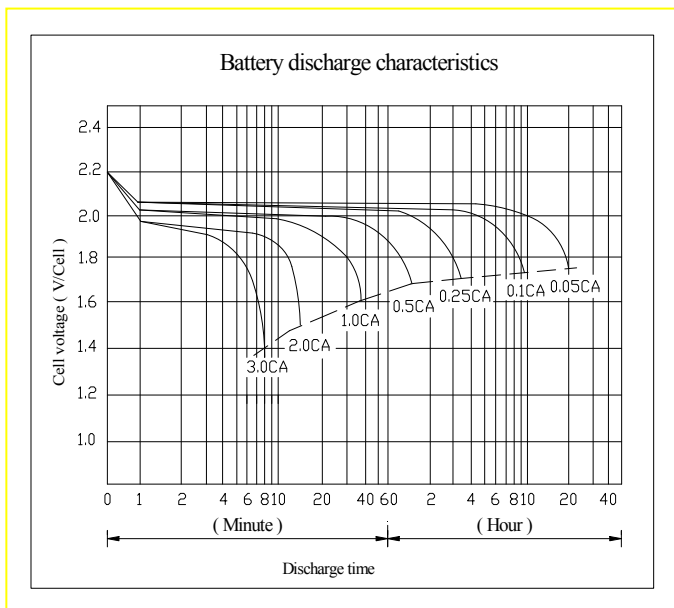
Width (±2mm) **65;**

Container Height (±2mm) .. **94;**

Total Height (±2mm).....**100;**

Application.....**UPS, Laboratory Equipment, Toy-Cars, Power Packs, Fishing Lights.**

Battery Characteristics Graph



Tel	(305) 468-1978	6FM9 F2 12V9AH	Page	Page 3 of 3
Fax	(305) 468-1995		Date	2/9/2017

Effect of temperature on capacity (20HR)

Temperature	Dependency of Capacity (20HR)
40°C	102%
25°C	100%
0°C	85%
-15°C	65%

Self-discharge Characteristics

Aging Time	Residual Capacity
3 Months	91%
6 Months	82%
12 Months	64%

Note: The data mentioned above just for full charged battery.

III · Charging Procedure

Application	Charging method	Charge voltage at 25°C (V/cell)	Temperature compensation coefficient of charging voltage (mV/°C·cell)	Max. charging current (CA)	Charging time 0.15CA, 25°C(h)		Temp (°C)
					100% DOD	50% DOD	
For standby power source	Constant voltage charging (with current restriction)	2.25~2.30	-3	0.30	24	20	0~40°C (32~104°F)
For cycle service		2.40~2.50	-4	0.30	16	10	

Note:

Temperature compensation of charging voltage is not needed, when using the batteries within 15°C to 35°C range

Manufacturer		Customer	
Drafted by	Approved by	Audited by	Approved by
Li Chang	Xiong puheng		